PROFESSOR PETE'S CLASSROOM

Trish Price & Peter Price

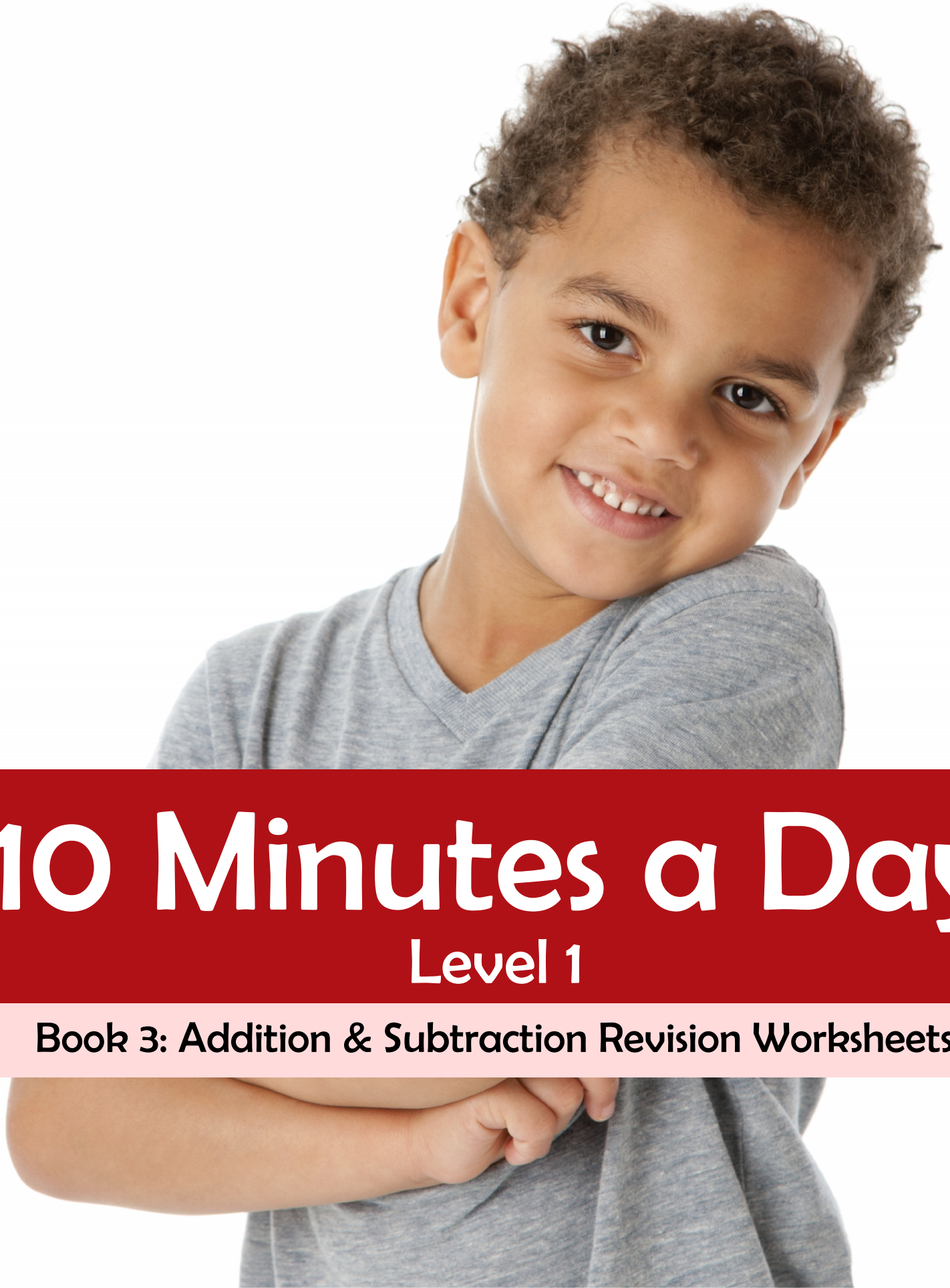

10 Minutes a Day

Level 1

Book 3: Addition & Subtraction Revision Worksheets

LICENSE TERMS / COPYRIGHT NOTICE

IMPORTANT NOTICE

Your use of this resource is bound by the following terms and conditions. Continued use for any purpose is taken to imply acceptance of these terms in their entirety.

If you do not agree with these terms, you must cease using this document and delete all copies.

1. This is a **members-only resource**. It must not be shared with or used by non-members.

2. This digitally downloaded resource is licensed, not sold, and at all times remains the sole intellectual property of Courageous Investing Pty Ltd, trading as Professor Pete's Classroom.

3. This resource is licensed for exclusive use by the current member at Professor Pete's Classroom who originally downloaded it from profpete.com. It is not covered by any shared license, copyleft, Creative Commons or other scheme that is based on the idea that documents should be able to be freely shared with others.

4. As a current member at Professor Pete's Classroom, **you may print and duplicate copies of this resource's contents for use by your own students** exclusively.

5. DO NOT share this resource with people who are not current members at Professor Pete's Classroom.

6. If your membership at Professor Pete's Classroom expires and you do not renew your membership, you must delete all copies (hard copy or digital) in your possession.

Thanks for supporting our small home-based family business. We appreciate you!

Professor Pete's Classroom grants the original purchaser permission to photocopy the reproducible pages in this book for classroom use. No other part of this publication may be reproduced in whole or in part, or stored in a retrieval system, or transmitted in any form or by any means, electronic, mechanical, photocopying, recording, or otherwise, without written permission of the publisher.
For information regarding permission, write to

Copyright, Professor Pete's Classroom, 50 Pioneer Road, Sheldon Qld 4157, Australia.

Ten Minutes a Day Level 1: Addition & Subtraction Revision Worksheets

Created by Trish Price & Peter Price

Cover photograph by Jodi Matthews via iStockphoto

ISBN: 978-0-9871501-6-5

© 2012 Professor Pete's Classroom

All rights reserved.

Electronically produced in Australia

www.professorpetesclassroom.com

PROFESSOR PETE'S CLASSROOM

Duplication License

These materials are **not** licensed under a Creative Commons or similar “sharing” license.

Professor Pete's Classroom worksheets are licensed for distribution to students according to the terms of the following license. Use of these materials implies acceptance of this Duplication License; if you do not agree with the terms, you should cease use of the materials immediately and contact the copyright owner. Questions about this license should be directed to Professor Pete's Classroom.

1. The original purchaser of these worksheets may be either an individual teacher (including parent or homeschooler) or a school. If the purchaser is a school, this license extends to use by teachers on a single campus of the school. A separate copy of these materials must be purchased for teachers on a separate campus of the school.
2. The original purchaser is licensed to make as many copies as needed for the students of the purchaser, as often and for as long as is needed, for the lifetime of the purchaser.
3. The license applies to the original purchaser only, and may not be transferred or sold.
4. The materials covered by this license may be saved in electronic PDF or physical hardcopy form, by the original purchaser. A single backup copy of the material may be made for archive purposes only.
5. This license does not permit duplication of these materials for another teacher who is not either the original purchaser, or employed by the original purchaser. Sample pages from this eBook are available to be downloaded without payment at the Professor Pete's Classroom online store, at http://store.classroomprofessor.com.
6. Apart from use by the original purchaser for the purchaser’s students, worksheets may not be repackaged or adapted in any form, including compilations, extracts, derivate works or other variations of the original materials.
7. Worksheets are not to be uploaded to any other website or server, except to an original school purchaser’s intranet for use by that school’s teachers on a single campus. Links from other websites to professorpetesclassroom.com are welcomed, but mirroring or duplicating Professor Pete's Classroom content on other sites is strictly prohibited.

PROFESSOR PETE'S CLASSROOM

Scope and Sequence – Developing Number Fluency "Times Tables"

Series	Addition & Subtraction to 10	Addition	Subtraction	Addition & Subtraction Revision	Addition	Subtraction	Addition & Subtraction	Easy Multiplication and Division	Extended Addition & Subtraction	Multiplication	Division	Multiplication and Division Revision	All Operations Revision	Extended Multiplication and Division	Division with Remainders	Factors & Multiples	Mental Strategies	All Operations Advanced Revision	Fractions	Percentages
	Let's Go!				Ten Minutes a Day Level 1				Ten Minutes a Day Level 2				Ten Minutes a Day Level 3				Bring It On!			
Gr 1/ Yr 2																				
Gr 2/ Yr 3																				
Gr 3/ Yr 4																				
Gr 4/ Yr 5																				
Gr 5/ Yr 6																				

PROFESSOR PETE'S CLASSROOM

Developing Fluency Worksheets Series

Grade 1 / Year 2



Four eBooks:

- Addition & Subtraction to 10
- Addition
- Subtraction
- Addition & Subtraction Revision

Grade 2 / Year 3

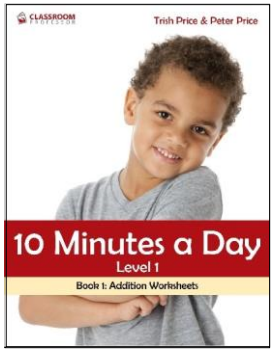

Four eBooks:

- Addition
- Subtraction
- Addition & Subtraction Revision
- Easy Multiplication & Division

Grade 3 / Year 4

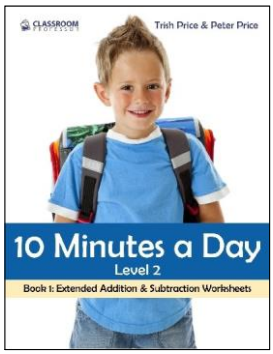

Four eBooks:

- Extended Addition & Subtraction
- Multiplication
- Division
- Multiplication & Division Revision

Grade 4 / Year 5



Four eBooks:

- All Operations Revision
- Extended Multiplication & Division
- Division with Remainders
- Factors & Multiples

Grade 5 / Year 6

Four eBooks:

- Mental Strategies
- All Operations Advanced Revision
- Fractions
- Percentages

PROFESSOR PETE'S CLASSROOM

Grade 2 / Year 3 eBooks series: 10 Minutes a Day Level 1

Each worksheets eBook contains:

* Daily worksheets for 10 weeks
* Carefully graded and sequenced activities
* Lots of revision activities
* 5 Checkup worksheets for assessment
* 20 Homework worksheets with parents' advice
* All answer keys
* PDF download for easy access
* Teaching strategies advice
* 30-day money-back guarantee

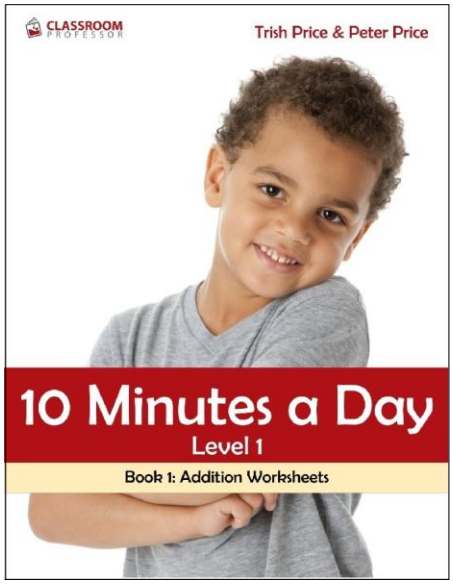

Addition:

- Count on 1
- Count on 2
- Count on 3
- Rainbow facts
- Special cases (+0, +10)
- Doubles
- Doubles +1
- Near 10 (+9)
- Near 10 (+8)
- Remaining facts (7+4, 7+5)
- Revision

Addition & Subtraction Revision:

- Count on 1, 2 & 3
- Count back 1, 2 & 3
- Difference of 1, 2 & 3
- Rainbow facts
- Double/Halve
- Double +1
- Near Ten (+8, +9)
- Remaining facts
- Revision

Subtraction:

- Count back 1
- Count back 2
- Count back 3
- Rainbow facts
- Take away 0, 10
- Halving
- Double +1
- Near 10 (-9)
- Near 10 (-8)
- Remaining facts
- Revision

Easy Multiplication & Division:

- Double (2x)
- Place value (5x, 10x)
- Double + one more set (3x)
- Halving (÷ 2)
- Place value (÷ 10)
- Relate to 5x (÷ 5)
- Think of 3x (÷ 3)
- X Revision- ÷ Revision
- All x ÷ Revision

PROFESSOR PETE'S CLASSROOM

Contents: Ten Minutes a Day Level 1: Addition & Subtraction Revision

Classroom Worksheets

Count on / Count back 1 / Difference of 1 ..... 1[A] - 1[D]
Count on / Count back 2 / Difference of 2 ..... 2[A] - 2[D]
Count on / Count back 3 / Difference of 3 ..... 3[A] - 3[D]
Rainbow facts..... 4[A] - 4[D]
Special cases (-0, -10) ..... 5[A] - 5[D]
Halving ..... 6[A] - 6[D]
Relate to double + 1 ..... 7[A] - 7[D]
Near ten (-9) / Difference of 9..... 8[A] - 8[D]
Near ten (-8) / Difference of 8..... 9[A] - 9[D]
Remaining facts & Revision ..... 10[A] - 10[D]

Check Up Worksheets

Count on / Count back 1 & 2 / Difference of 1 & 2..... Check Up A
Count on / Count back 3 / Difference of 3; Rainbow facts..... Check Up B
-0, -10; Double / Halve ..... Check Up C
Double +1; Near ten -9 / Difference of 9..... Check Up D
Near Ten -8 / Difference of 8; All strategies ..... Check Up E

Homework Worksheets

Count on / Count back 1 / Difference of 1 ..... 1[A] - 1[B] HW
Count on / Count back 2 / Difference of 2 ..... 2[A] - 2[B] HW
Count on / Count back 3 / Difference of 3 ..... 3[A] - 3[B] HW
Rainbow facts..... 4[A] - 4[B] HW
Special cases (-0, -10) ..... 5[A] - 5[B] HW
Doubling & halving ..... 6[A] - 6[B] HW
Related to double +1 ..... 7[A] - 7[B] HW
Near ten (-9) / Difference of 9..... 8[A] - 8[B] HW
Near ten (-8) / Difference of 8..... 9[A] - 9[B] HW
Remaining facts & revision..... 10[A] - 10[B] HW

Answer Keys

Licensed for unlimited copying by original purchaser only.

Alignment with the Common Core State Standards for Mathematics

Common Core State Standards for Mathematics	*Recommended eBook match*	*Description*
Grade 2 Operations & Algebraic Thinking **Add and subtract within 20** • Fluently add and subtract within 20 using mental strategies. • By end of Grade 2, know from memory all sums of two one-digit numbers. **Work with equal groups of objects to gain foundations for multiplication.**	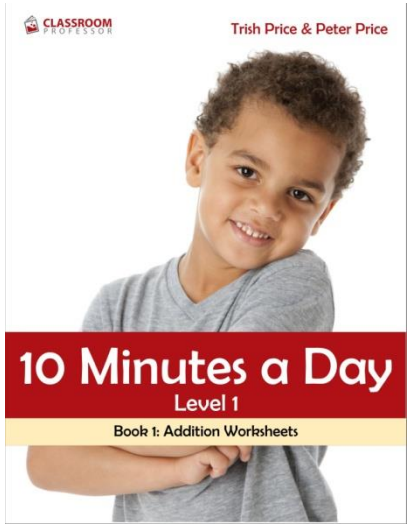 **Ten Minutes a Day Level 1:** • Bk 1: Addition • Bk 2: Subtraction • Bk 3: Addition & Subtraction Revision • Bk 4: Easy Multiplication & Division	The *10 Minutes a Day, Level 1* series introduces Grade 2 students to timed practice of number facts, based on a sequence of thinking strategies. Books 1 & 2 introduce timed practice of the addition and subtraction facts to 20 learned in Grade 1. These are covered at a more advanced level, with more questions per worksheet. Book 3 may be omitted if time does not allow all books to be covered in a year. It includes revising all addition and subtraction facts in sequence. Book 4 introduces Grade 2 students to multiplication and division facts, including only the easier facts using 2x, 3x, 5x and 10x.

.

Information headed "Common Core State Standards - Mathematics" is © Copyright 2010. National Governors Association Center for Best Practices and Council of Chief State School Officers. All rights reserved. Other text on this page is copyright, and is the intellectual property of Professor Pete's Classroom. This page may be freely photocopied by the original purchaser, provided this notice is attached.

Alignment with the UK National Curriculum for Mathematics (draft 21 June 2012)

National Curriculum for Mathematics	*Recommended eBook match*	*Description*
Year 2 **Addition and subtraction** Pupils should be taught to: • rapidly recall and use addition and subtraction facts to 20 **Multiplication and division** Pupils should be taught to: • recall multiplication and division facts for the 2, 5 and 10 multiplication tables	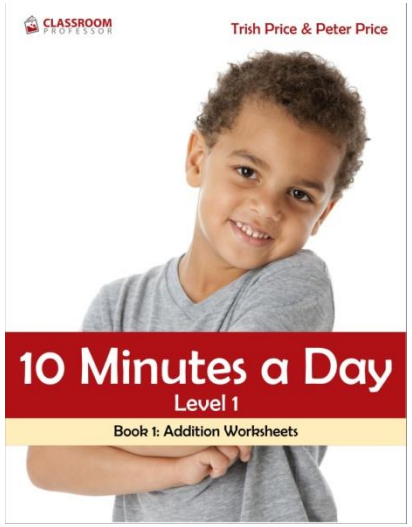 **Ten Minutes a Day Level 1:** • Bk 1: Addition • Bk 2: Subtraction • Bk 3: Addition & Subtraction Revision • Bk 4: Easy Multiplication & Division	The *10 Minutes a Day, Level 1* series introduces Year 2 students to timed practice of number facts, based on a sequence of thinking strategies. Books 1 & 2 introduce timed practice of the addition and subtraction facts to 20 learned in Year 2. These are covered at a more advanced level, with more questions per worksheet. Book 3 may be omitted if time does not allow all books to be covered in a year. It includes all addition and subtraction facts in sequence. Book 4 introduces Year 2 students to multiplication and division facts, including only the easier facts using 2x, 3x, 5x and 10x.

Information headed "National Curriculum for Mathematics" is Crown copyright 2012, and is used under terms of the Open Government License from the Department for Education. The terms of the license may be accessed at http://www.nationalarchives.gov.uk/doc/open-government-licence/. Other text on this page is copyright, and is the intellectual property of Professor Pete's Classroom. This page may be freely photocopied by the original purchaser, provided this notice is attached.

PROFESSOR PETE'S CLASSROOM

Ten Minutes a Day Level 1: Alignment with the Australian Curriculum

eBook Series	*Series Titles*	*Australian Curriculum: Content Descriptions*
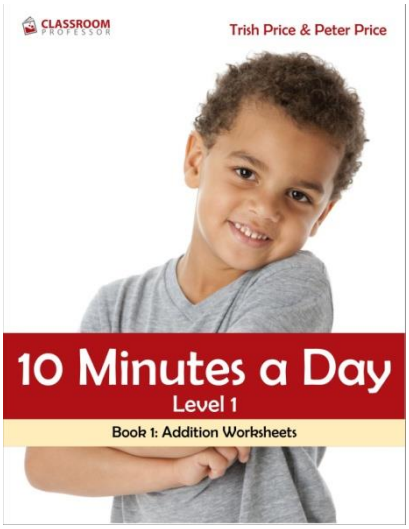	**Ten Minutes a Day Level 1:** • Addition • Subtraction • Addition & Subtraction Revision • Easy Multiplication & Division	**Year 3** • Recall addition facts for single-digit numbers and related subtraction facts to develop increasingly efficient mental strategies for computation (ACMNA055) • Recall multiplication facts of two, three, five and ten and related division facts (ACMNA056)

© Australian Curriculum, Assessment and Reporting Authority 2012

This is an extract from the Australian Curriculum.

ACARA neither endorses nor verifies the accuracy of the information provided and accepts no responsibility for incomplete or inaccurate information. In particular, ACARA does not endorse or verify that:

- The content descriptions are solely for a particular year and subject;
- All the content descriptions for that year and subject have been used; and
- The author's material aligns with the Australian Curriculum content descriptions for the relevant year and subject.

You can find the unaltered and most up to date version of this material at http://www.australiancurriculum.edu.au/

This material is reproduced with the permission of ACARA.

PROFESSOR PETE'S CLASSROOM

Teaching Strategies

Licensed for unlimited copying by original purchaser only.

PROFESSOR PETE'S CLASSROOM

Teaching Strategies Fact Sheets

The Teaching Strategies Fact Sheets provide expert information for teachers about the recommended strategy-based approach to the teaching of arithmetic facts.

Licensed for unlimited copying by original purchaser only.

Addition Number Facts - Teaching Strategies

Count On 1 Facts (+1)

Plus 1 facts are taught using a *count on* strategy: students who are familiar with the sequence of counting numbers can mentally "count on" to the next number, and name it. For example, "7" is followed by "8".

It is important to note that children should be discouraged from counting from "1"; they need to know the sequence of number names well enough that they can start part-way along the sequence and recall the following number.

Teaching count on facts can be supported by a number line, which allows students to see the sequence of numbers and gain familiarity with the sequence.

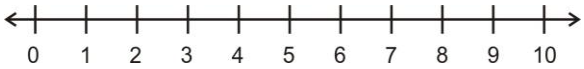

Ten frames are also an excellent way for children to visualise the count on one strategy. With frequent use of ten frames, adding on one more is an easy step; for example:

7+1 = 8

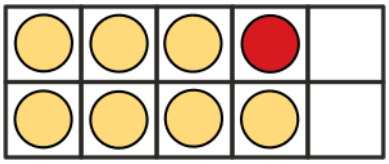

Daily practice from a young age makes visualisation of numbers up to 10 an automatic task.

Count On 2 Facts (+2)

Plus 2 facts are also taught using a *count on* strategy: students who are familiar with the sequence of counting numbers can mentally "count on" two more numbers. For example, 4 + 2: say "four", skip 5, say "six". You could have the students count, whispering the middle number (e.g., "seven, eight, nine").

A number line will help children to visualize this operation which "skips" one number and lands on the next one:

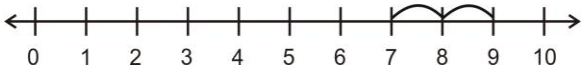

A ten frame will also support students' thinking. You could use a second color to add 2 counters, allowing students to subitize the starting number, the 2 added, and the sum:

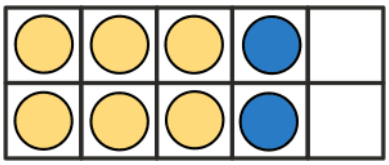

Count On 3 Facts (+3)

Plus 3 facts are the "last set" taught using a *count on* strategy. Students who are quite familiar with the sequence of counting numbers can mentally "count on" three more numbers. For example, 6 + 3: say "six", skip 7 and 8, say "nine". You could

have the students count, whispering the two middle numbers (e.g., "one, two, three, four").

A number line will help children to visualize this operation which "skips" two numbers and lands on the one after:

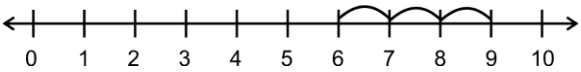

Adding three with a ten frame or two is trickier than adding one or two, but with practice students should find this easy. As with all strategies, the aim is to move students beyond the visual or physical representations and the strategy, to being able to visualize the number, and ultimately simply knowing the fact.

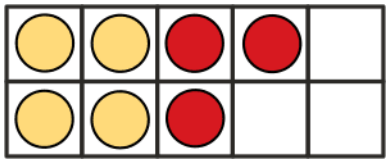

Rainbow Facts (Sums to 10)

Rainbow facts are taught using a *pairs to ten* strategy: the sum of each pair of terms is 10. Students can be shown a rainbow graphic to illustrate the fact that these pairs are equidistant from the number five:

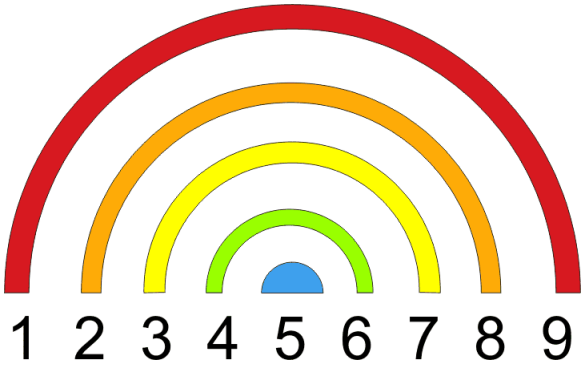

Another excellent method for visualising pairs to ten is the ten frame. Children should have practice putting a number of counters on the ten frame, and then filling the frame with counters of a second color. After some practice with this, students should be able to state the number of empty squares without using the extra counters:

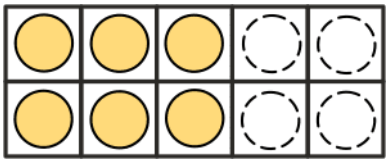

Pairs to ten are foundational for many other mathematical skills, such as giving change, making this strategy very useful and relevant to everyday life.

Special Cases (+0 & +10)

Plus 0 and plus 10 facts are *special cases*. The number zero is the "additive identity", meaning that another number is unchanged by the action of adding zero. Talk to students about having two containers of objects to combine, one of which is empty:

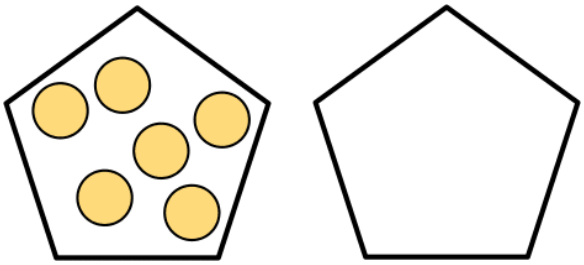

Adding ten to a single digit number results in the associated teen number which has one ten and the single digit number of ones. Most pairs of a single digit number and the associated teen number sound similar (e.g.,

"six" and "sixteen"). This can be illustrated easily with a pair of ten frames:

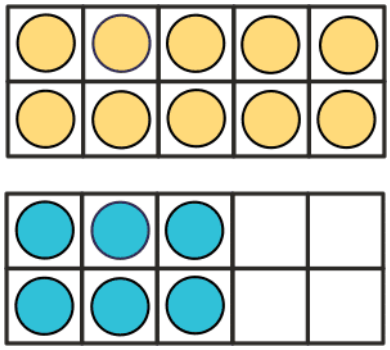

Doubles Addition Facts

Doubles number facts are taught using a *pairs* strategy. There are many examples from life which are familiar to children of items being paired. For example, people generally have 5 digits on each hand, forming a simple example of double five:



Ten frames help as well. For example, 6+6 = 12:

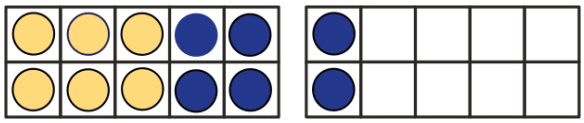

Doubles + 1 (pairs of adjacent numbers)

Doubles +1 number facts are taught using a *think of doubles* strategy: once doubles are memorized, any double plus one fact is easily found by counting on one more. Doubles plus one facts are recognized by the pairing of two numbers that are consecutive counting numbers, their sum equalling double the smaller number plus one. For example:

6+7 = double 6+1
= 12+1
= 13

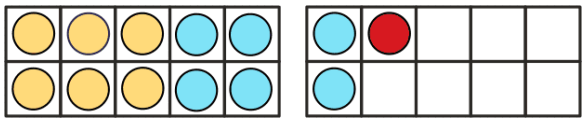

Near Ten Facts (+9)

Plus 9 number facts are taught using a *near ten* strategy: encourage students to think of adding ten, then subtracting one. To be successful, the student needs to be familiar with teen numbers and their "ten plus some ones" common structure. The +9 strategy is easily illustrated using two ten frames and counters. Place 9 counters on the left-hand ten frame, the other number in the right-hand ten frame. The student should easily see that moving one counter from the "ones" to add to the nine makes the sum a simple "ten plus ones" question. For example:

9+6 = 15

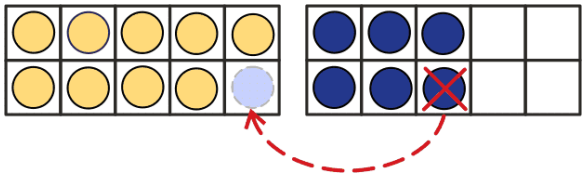

Near Ten Facts (+8)

Plus 8 number facts are also taught using a *near ten* strategy. Students should think of adding ten, then subtracting two. The +8 strategy is easily illustrated using two ten frames and counters. For example:

8+5 = 13

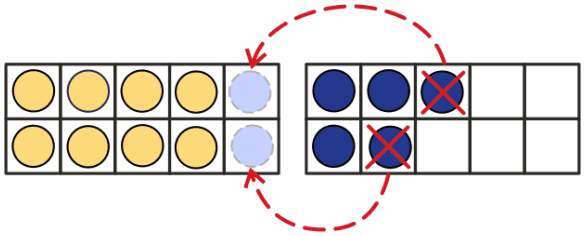

Remaining facts (7+4, 7+5)

Once the previous recommended strategies have been learned, there are just two pairs of addition facts which remain, 7+4 and 7+5, and their turnaround facts. These facts can be learned as separate facts, and students can be encouraged to think of related facts that help to memorize them. For example, 7+4 is just one more than the rainbow fact 7+3.

A pair of ten frames can be used to illustrate 7+5, which will show that this sum is the same as 7+3 plus 2 more:

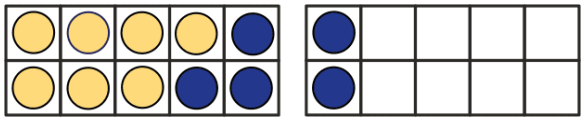

Subtraction Number Facts - Teaching Strategies

– 1: Count Back Facts

Subtract 1 facts are taught using a *count back one* strategy: Students who are familiar with the sequence of counting numbers backwards can mentally "count back" to the previous number, and name it.

A number line will help children to visualize this operation which lands on the previous number:

Also included are questions in which the *difference* is 1. As students become familiar with counting, they will know which numbers are next to each other, the difference between adjacent numbers being one.

For example, 9 - 8 = 1, as it takes only 1 hop to move from 9 to 8:

Ten frames are also an excellent way for children to visualise the count back one strategy. With frequent use of ten frames, subtracting one is an easy step. For example:

4 - 1 = 3

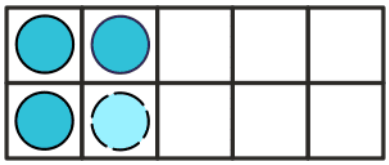

Daily practice from a young age makes visualisation of numbers up to 10 an automatic task.

– 2: Count Back Facts

Subtract 2 facts are taught using a *count back two* strategy: Students who are familiar with the sequence of counting numbers backwards can mentally "count back" two more numbers.

A number line will help children to visualize this operation, which "skips" one number and lands on the number two before the starting number. Also included are questions in which the difference is two. As students become familiar with counting, they will know which numbers are two away from each other, the difference being 2. These pairs will either both be odd or both be even numbers. For example:

9 - 2 = 7

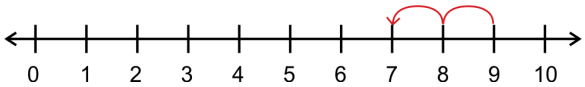

Ten frames will also help children to learn the numbers which are two apart. With frequent use of ten frames, subtracting two is an easy step: for example:

7 - 2 = 5

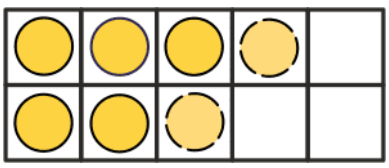

– 3: Count Back Facts

Subtract 3 facts are taught using a *count back three* strategy: Students who are familiar with the sequence of counting numbers backwards can mentally "count back" three more numbers. A number line will help children to visualize this operation which "skips" two numbers and lands on the number three before the starting number. Also included are questions in which the difference is 3. As students become familiar with counting, they will know which numbers are three away from each other, the difference being three.

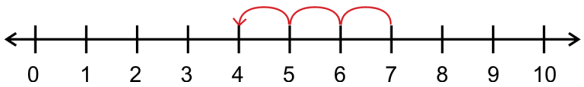

With frequent use of ten frames, subtracting three is also quite simple: for example:

12 - 3 = 9

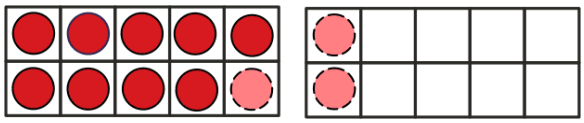

Note that counting is used only until students can recall these facts; the intention is not for counting to take the place of memorization.

Rainbow Facts

Rainbow subtraction facts are taught using a *subtract from ten* strategy: the number subtracted and the difference together equal ten.

Students can be shown a rainbow graphic to illustrate the fact that these pairs are equidistant from the number five. Rainbow facts are foundational for many other mathematical skills, such as giving change.

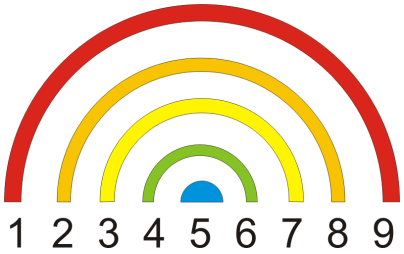

Ten frames are excellent resources to support learning of rainbow facts, as the counters added clearly show the number remaining to add to ten. Students can either tell the number of blank spaces, or fill them with counters of a second color:

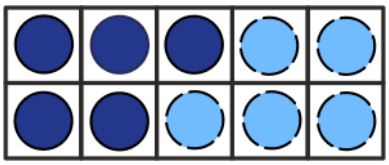

– 0 & – 10

Minus 0 and minus 10 facts are *special cases.*

The number zero is the "subtractive identity", meaning that another number is unchanged by the action of subtracting zero. Talk to students about "removing" none from a group.

Subtracting ten from a teen number results in the associated single digit number which has the same number of ones; most pairs of a single digit number and the associated teen number sound similar (e.g., "fourteen" and "four"). This can be illustrated easily with a pair of ten frames:

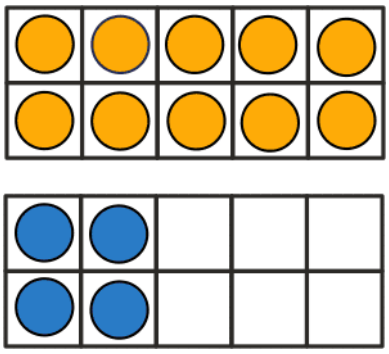

Doubles

Doubles subtraction number facts are taught using a *halving* strategy, connecting to everyday situations in which one half of a double is subtracted. For example, half a dozen eggs can be removed from a full dozen, illustrating "12 subtract half of 12".

Ten frames will help students to visualize two halves of an even number. For example:

12 - 6 = 6

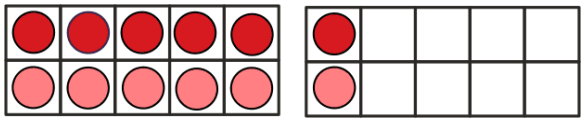

Doubles + 1

Doubles +1 subtraction number facts are taught using a *think of doubles plus one* strategy. Once double plus one addition facts are memorized, students can recall the associated numbers, and answer a subtraction fact. These are some of the most challenging subtraction facts, and for many students will require extra time to learn them.

– 9

Minus nine number facts are taught using a *near ten* strategy: encourage students to think of subtracting ten, then adding one.

Ten frames illustrate this idea very effectively, and students should not have trouble understanding the idea for themselves. For example:

14 - 9 = 14 - 10 + 1
= 5

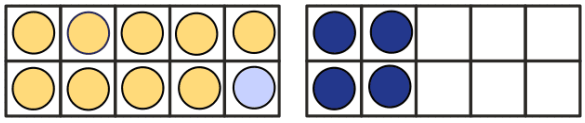

– 8

Minus eight number facts are taught using a *near ten* strategy: encourage students to think of subtracting ten, then adding two.

Ten frames illustrate this idea very effectively, and students should not have trouble understanding the idea for themselves.

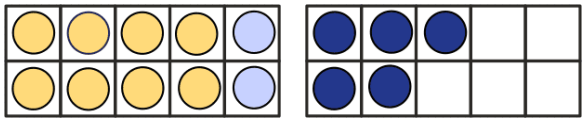

Remaining facts

Once the previous recommended strategies have been learned, there are just two pairs of subtraction facts which remain:

11 - 4 = 7
11 - 7 = 4
12 - 5 = 7
12 - 7 = 5

These facts can be learned as special cases, and students can be encouraged to think of related facts that help to memorize them. For example, 11 – 4 is just one more than the rainbow fact 10 – 4.

The remainder of "Remaining Facts" worksheets include revision of all strategies from previous worksheet sets.

Check Up Tests Markbook

There are 4 or 5 Check Up Tests in this eBook. Enter students' scores and times below to keep track of their progress.

Student	Check Up A		Check Up B		Check Up C		Check Up D		Check Up E		Total	Comments

Licensed for unlimited copying by original purchaser only

Student	Check Up A		Check Up B		Check Up C		Check Up D		Check Up E		Total	Comments

Licensed for unlimited copying by original purchaser only

PROFESSOR PETE'S CLASSROOM

Standard Worksheets

Licensed for unlimited copying by original purchaser only.

Standard Worksheets

Standard Worksheets are designed for use by the majority of students in a regular class.

Suggested Uses:

1. Use one worksheet per day for four days a week, followed by a Check-Up sheet on the tenth day, once per two weeks. This program will take 10 weeks in total, after which the majority of students should know the arithmetic facts they have been practising.
2. Use a Checkup sheet to discover your students' strengths and weaknesses. Use a targeted approach to customize each student's program, providing each student with a selection of Standard Worksheets which match that student's needs.

Note: **Answer keys** for all worksheets are in the Answer Keys Section of this eBook.

Licensed for unlimited copying by original purchaser only.

Time: **Score:** **Count On/Back (+1, –1):** **1 [A]**

PROFESSOR PETE'S CLASSROOM

∓	1	2	3	Rnbw	0&10	Dble	Dble+1	9	8	All

Use the number line to help count on. Do not use your fingers.

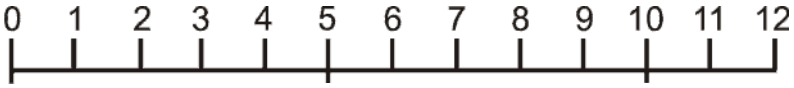

Count on 1

1) 8 + 1 = _____
2) 5 + 1 = _____
3) 7 + 1 = _____
4) 10 + 1 = _____
5) 2 + 1 = _____
6) 1 + 1 = _____
7) 4 + 1 = _____
8) 1 + 1 = _____
9) 8 + 1 = _____
10) 8 + 1 = _____
11) 1 + 1 = _____
12) 3 + 1 = _____
13) 6 + 1 = _____
14) 9 + 1 = _____
15) 4 + 1 = _____
16) 2 + 1 = _____
17) 2 + 1 = _____
18) 5 + 1 = _____
19) 1 + 1 = _____
20) 6 + 1 = _____

Turn arounds

21) 1 + 2 = _____
22) 1 + 10 = _____
23) 1 + 1 = _____
24) 1 + 9 = _____
25) 1 + 6 = _____
26) 1 + 3 = _____
27) 1 + 5 = _____
28) 1 + 8 = _____
29) 1 + 4 = _____
30) 1 + 7 = _____

Count back 1

31) 10 – 1 = _____
32) 5 – 1 = _____
33) 9 – 1 = _____
34) 11 – 1 = _____
35) 7 – 1 = _____
36) 6 – 1 = _____
37) 8 – 1 = _____
38) 4 – 1 = _____
39) 2 – 1 = _____
40) 3 – 1 = _____

Difference of 1, count back 1

41) 7 – 1 = _____
42) 10 – 9 = _____
43) 2 – 1 = _____
44) 4 – 3 = _____
45) 9 – 8 = _____
46) 9 – 1 = _____
47) 8 – 1 = _____
48) 4 – 3 = _____
49) 3 – 2 = _____
50) 9 – 8 = _____
51) 8 – 7 = _____
52) 6 – 5 = _____
53) 4 – 1 = _____
54) 5 – 4 = _____
55) 6 – 1 = _____
56) 7 – 6 = _____
57) 5 – 4 = _____
58) 10 – 1 = _____
59) 8 – 1 = _____
60) 7 – 6 = _____

Missing number

61) ___ + 1 = 9
62) 4 + 1 = _____
63) ___ + 1 = 11
64) ___ + 1 = 8
65) 1 + ___ = 2
66) 2 + ___ = 3
67) 3 + 1 = _____
68) 9 + 1 = _____
69) 6 + ___ = 7
70) ___ + 1 = 6
71) ___ + 2 = 3
72) 1 + 10 = _____
73) ___ + 9 = 10
74) ___ + 4 = 5
75) 1 + ___ = 2
76) 1 + ___ = 7
77) 1 + 8 = _____
78) 1 + 3 = _____
79) 1 + ___ = 8
80) ___ + 5 = 6

This worksheet is part of the Professor Pete's Classroom eBook "Ten Minutes a Day 1: Addition Subtraction Revision Worksheets".
The recommended teaching sequence is shown in the bar at the top of this sheet Plus/take 1 facts are taught using a COUNT ON/COUNT BACK strategy: Students who are familiar with the sequence of counting numbers can mentally "count on" or "count back" to the next number, and name it.

Licensed for unlimited copying by original purchaser only.

Time: **Score:** **Count On/Back (+1, –1):** **1 [B]**

PROFESSOR PETE'S CLASSROOM

∓	1	2	3	Rnbw	0&10	Dble	Dble+1	9	8	All

Use the number line to help count on. Do not use your fingers.

0 1 2 3 4 5 6 7 8 9 10 11 12

Count on 1

1) 2 + 1 = _____
2) 9 + 1 = _____
3) 10 + 1 = _____
4) 1 + 1 = _____
5) 4 + 1 = _____
6) 8 + 1 = _____
7) 5 + 1 = _____
8) 5 + 1 = _____
9) 3 + 1 = _____
10) 5 + 1 = _____
11) 3 + 1 = _____
12) 7 + 1 = _____
13) 5 + 1 = _____
14) 8 + 1 = _____
15) 6 + 1 = _____
16) 9 + 1 = _____
17) 6 + 1 = _____
18) 5 + 1 = _____
19) 3 + 1 = _____
20) 10 + 1 = _____

Turn arounds

21) 1 + 8 = _____
22) 1 + 5 = _____
23) 1 + 3 = _____
24) 1 + 10 = _____
25) 1 + 4 = _____
26) 1 + 9 = _____
27) 1 + 7 = _____
28) 1 + 2 = _____
29) 1 + 1 = _____
30) 1 + 6 = _____

Count back 1

31) 5 – 1 = _____
32) 11 – 1 = _____
33) 8 – 1 = _____
34) 4 – 1 = _____
35) 6 – 1 = _____
36) 3 – 1 = _____
37) 9 – 1 = _____
38) 7 – 1 = _____
39) 2 – 1 = _____
40) 10 – 1 = _____

Difference of 1, count back 1

41) 4 – 3 = _____
42) 7 – 6 = _____
43) 8 – 1 = _____
44) 8 – 1 = _____
45) 9 – 8 = _____
46) 5 – 4 = _____
47) 9 – 1 = _____
48) 3 – 2 = _____
49) 4 – 3 = _____
50) 5 – 4 = _____
51) 8 – 7 = _____
52) 2 – 1 = _____
53) 10 – 9 = _____
54) 7 – 1 = _____
55) 10 – 1 = _____
56) 7 – 6 = _____
57) 6 – 1 = _____
58) 4 – 1 = _____
59) 9 – 8 = _____
60) 6 – 5 = _____

Missing number

61) ___ + 1 = 5
62) 7 + 1 = _____
63) ___ + 1 = 7
64) ___ + 1 = 6
65) 3 + ___ = 4
66) 2 + ___ = 3
67) 8 + 1 = _____
68) 1 + 1 = _____
69) 9 + ___ = 10
70) ___ + 1 = 11
71) ___ + 3 = 4
72) 1 + 6 = _____
73) ___ + 9 = 10
74) ___ + 5 = 6
75) 1 + ___ = 3
76) 1 + ___ = 5
77) 1 + 8 = _____
78) 1 + 10 = _____
79) 1 + ___ = 2
80) ___ + 7 = 8

This worksheet is part of the Professor Pete's Classroom eBook "Ten Minutes a Day 1: Addition Subtraction Revision Worksheets".
The recommended teaching sequence is shown in the bar at the top of this sheet Plus/take 1 facts are taught using a COUNT ON/COUNT BACK strategy: Students who are familiar with the sequence of counting numbers can mentally "count on" or "count back" to the next number, and name it.

Licensed for unlimited copying by original purchaser only.

Time: **Score:** **Count On/Back (+1, –1):** **1 [C]**

PROFESSOR PETE'S CLASSROOM

∓	1	2	3	Rnbw	0&10	Dble	Dble+1	9	8	All

Use the number line to help count on. Do not use your fingers.

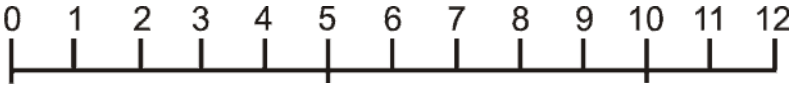

Count on 1

1) 10 + 1 = _____
2) 4 + 1 = _____
3) 3 + 1 = _____
4) 2 + 1 = _____
5) 1 + 1 = _____
6) 9 + 1 = _____
7) 2 + 1 = _____
8) 2 + 1 = _____
9) 4 + 1 = _____
10) 4 + 1 = _____
11) 8 + 1 = _____
12) 5 + 1 = _____
13) 7 + 1 = _____
14) 9 + 1 = _____
15) 6 + 1 = _____
16) 4 + 1 = _____
17) 8 + 1 = _____
18) 10 + 1 = _____
19) 8 + 1 = _____
20) 3 + 1 = _____

Count back 1

31) 8 – 1 = _____
32) 10 – 1 = _____
33) 3 – 1 = _____
34) 7 – 1 = _____
35) 6 – 1 = _____
36) 2 – 1 = _____
37) 9 – 1 = _____
38) 5 – 1 = _____
39) 11 – 1 = _____
40) 4 – 1 = _____

Turn arounds

21) 1 + 2 = _____
22) 1 + 10 = _____
23) 1 + 9 = _____
24) 1 + 5 = _____
25) 1 + 6 = _____
26) 1 + 8 = _____
27) 1 + 4 = _____
28) 1 + 1 = _____
29) 1 + 7 = _____
30) 1 + 3 = _____

Difference of 1, count back 1

41) 7 – 6 = _____
42) 7 – 6 = _____
43) 8 – 1 = _____
44) 7 – 1 = _____
45) 6 – 1 = _____
46) 4 – 1 = _____
47) 4 – 3 = _____
48) 3 – 2 = _____
49) 10 – 1 = _____
50) 8 – 7 = _____
51) 6 – 5 = _____
52) 8 – 1 = _____
53) 9 – 8 = _____
54) 10 – 9 = _____
55) 4 – 3 = _____
56) 9 – 8 = _____
57) 2 – 1 = _____
58) 9 – 1 = _____
59) 5 – 4 = _____
60) 5 – 4 = _____

Missing number

61) ___ + 1 = 2
62) 8 + 1 = _____
63) ___ + 1 = 6
64) ___ + 1 = 7
65) 7 + ___ = 8
66) 9 + ___ = 10
67) 4 + 1 = _____
68) 3 + 1 = _____
69) 10 + ___ = 11
70) ___ + 1 = 3
71) ___ + 6 = 7
72) 1 + 1 = _____
73) ___ + 10 = 11
74) ___ + 7 = 8
75) 1 + ___ = 3
76) 1 + ___ = 5
77) 1 + 9 = _____
78) 1 + 8 = _____
79) 1 + ___ = 6
80) ___ + 3 = 4

This worksheet is part of the Professor Pete's Classroom eBook "Ten Minutes a Day 1: Addition & Subtraction Revision Worksheets". The recommended teaching sequence is shown in the bar at the top of this sheet. Plus/take 1 facts are taught using a COUNT ON/COUNT BACK strategy: Students who are familiar with the sequence of counting numbers can mentally "count on" or "count back" to the next number, and name it.

Licensed for unlimited copying by original purchaser only.

Time: **Score:** **Count On/Back (+1, –1):** **1 [D]**

PROFESSOR PETE'S CLASSROOM

∓	1	2	3	Rnbw	0&10	Dble	Dble+1	9	8	All

Use the number line to help count on. Do not use your fingers.

0 1 2 3 4 5 6 7 8 9 10 11 12

Count on 1

1) 8 + 1 = _____
2) 2 + 1 = _____
3) 6 + 1 = _____
4) 1 + 1 = _____
5) 7 + 1 = _____
6) 5 + 1 = _____
7) 10 + 1 = _____
8) 8 + 1 = _____
9) 1 + 1 = _____
10) 3 + 1 = _____
11) 3 + 1 = _____
12) 10 + 1 = _____
13) 4 + 1 = _____
14) 9 + 1 = _____
15) 5 + 1 = _____
16) 9 + 1 = _____
17) 3 + 1 = _____
18) 9 + 1 = _____
19) 8 + 1 = _____
20) 9 + 1 = _____

Turn arounds

21) 1 + 8 = _____
22) 1 + 6 = _____
23) 1 + 2 = _____
24) 1 + 3 = _____
25) 1 + 7 = _____
26) 1 + 1 = _____
27) 1 + 4 = _____
28) 1 + 10 = _____
29) 1 + 9 = _____
30) 1 + 5 = _____

Count back 1

31) 11 – 1 = _____
32) 6 – 1 = _____
33) 2 – 1 = _____
34) 4 – 1 = _____
35) 9 – 1 = _____
36) 8 – 1 = _____
37) 5 – 1 = _____
38) 10 – 1 = _____
39) 7 – 1 = _____
40) 3 – 1 = _____

Difference of 1, count back 1

41) 7 – 6 = _____
42) 8 – 1 = _____
43) 5 – 4 = _____
44) 10 – 1 = _____
45) 9 – 8 = _____
46) 4 – 1 = _____
47) 10 – 9 = _____
48) 7 – 6 = _____
49) 8 – 7 = _____
50) 4 – 3 = _____
51) 5 – 4 = _____
52) 7 – 1 = _____
53) 2 – 1 = _____
54) 9 – 1 = _____
55) 6 – 1 = _____
56) 3 – 2 = _____
57) 8 – 1 = _____
58) 9 – 8 = _____
59) 4 – 3 = _____
60) 6 – 5 = _____

Missing number

61) ___ + 1 = 6
62) 7 + 1 = _____
63) ___ + 1 = 7
64) ___ + 1 = 11
65) 4 + ___ = 5
66) 2 + ___ = 3
67) 1 + 1 = _____
68) 3 + 1 = _____
69) 8 + ___ = 9
70) ___ + 1 = 10
71) ___ + 6 = 7
72) 1 + 2 = _____
73) ___ + 10 = 11
74) ___ + 8 = 9
75) 1 + ___ = 8
76) 1 + ___ = 6
77) 1 + 9 = _____
78) 1 + 4 = _____
79) 1 + ___ = 2
80) ___ + 3 = 4

This worksheet is part of the Professor Pete's Classroom eBook "Ten Minutes a Day 1: Addition Subtraction Revision Worksheets".
The recommended teaching sequence is shown in the bar at the top of this sheet Plus/take 1 facts are taught using a COUNT ON/COUNT BACK strategy: Students who are familiar with the sequence of counting numbers can mentally "count on" or "count back" to the next number, and name it.

Licensed for unlimited copying by original purchaser only.

Time: **Score:** **Count on/back (+2, –2):** **2 [A]**

PROFESSOR PETE'S CLASSROOM

∓	1	2	3	Rnbw	0&10	Dble	Dble+1	9	8	All

Use the number line to help count on. Do not use your fingers.

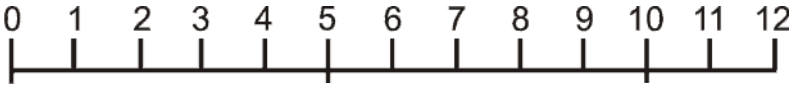

Count on 2

1) 8 + 2 = _____
2) 6 + 2 = _____
3) 4 + 2 = _____
4) 10 + 2 = _____
5) 2 + 2 = _____
6) 5 + 2 = _____
7) 2 + 2 = _____
8) 7 + 2 = _____
9) 4 + 2 = _____
10) 5 + 2 = _____
11) 7 + 2 = _____
12) 9 + 2 = _____
13) 1 + 2 = _____
14) 5 + 2 = _____
15) 3 + 2 = _____
16) 3 + 2 = _____
17) 8 + 2 = _____
18) 6 + 2 = _____
19) 1 + 2 = _____
20) 6 + 2 = _____

Count back 2

31) 9 – 2 = _____
32) 7 – 2 = _____
33) 6 – 2 = _____
34) 4 – 2 = _____
35) 11 – 2 = _____
36) 5 – 2 = _____
37) 3 – 2 = _____
38) 10 – 2 = _____
39) 8 – 2 = _____
40) 12 – 2 = _____

Turn arounds

21) 2 + 5 = _____
22) 2 + 7 = _____
23) 2 + 8 = _____
24) 2 + 1 = _____
25) 2 + 6 = _____
26) 2 + 9 = _____
27) 2 + 4 = _____
28) 2 + 10 = _____
29) 2 + 3 = _____
30) 2 + 2 = _____

Difference of 2, count back 2

41) 10 – 8 = _____
42) 7 – 5 = _____
43) 6 – 2 = _____
44) 8 – 6 = _____
45) 4 – 2 = _____
46) 6 – 4 = _____
47) 8 – 2 = _____
48) 8 – 6 = _____
49) 6 – 2 = _____
50) 6 – 4 = _____
51) 9 – 7 = _____
52) 3 – 1 = _____
53) 4 – 2 = _____
54) 5 – 2 = _____
55) 7 – 5 = _____
56) 7 – 2 = _____
57) 5 – 3 = _____
58) 3 – 2 = _____
59) 3 – 1 = _____
60) 9 – 2 = _____

Missing number

61) ___ + 2 = 3
62) 10 + 1 = _____
63) ___ + 1 = 6
64) ___ + 2 = 11
65) 8 + ___ = 10
66) 5 + ___ = 7
67) 4 + 2 = _____
68) 2 + 2 = _____
69) 8 + ___ = 9
70) ___ + 2 = 5
71) ___ + 8 = 10
72) 1 + 2 = _____
73) ___ + 3 = 4
74) ___ + 4 = 5
75) 2 + ___ = 3
76) 1 + ___ = 10
77) 1 + 7 = _____
78) 1 + 8 = _____
79) 2 + ___ = 12
80) ___ + 6 = 7

This worksheet is part of the Professor Pete's Classroom eBook "Ten Minutes a Day 1: Addition & Subtraction Revision Worksheets". The recommended teaching sequence is shown in the bar at the top of this sheet. Plus/take 2 facts are taught using a COUNT ON/COUNT BACK strategy: Students who are familiar with the sequence of counting numbers can mentally "count on" or "count back" two more numbers. A number line will help children to visualize this operation which "skips" one number and lands on the next one.

Licensed for unlimited copying by original purchaser only.

Time: **Score:** **Count on/back (+2, –2):** **2 [B]**

PROFESSOR PETE'S CLASSROOM

∓	1	2	3	Rnbw	0&10	Dble	Dble+1	9	8	All

Use the number line to help count on. Do not use your fingers.

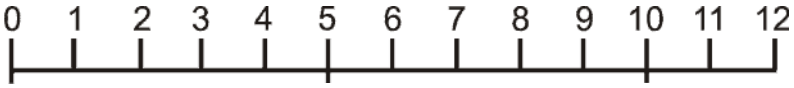

Count on 2

1) 7 + 2 = _____
2) 8 + 2 = _____
3) 5 + 2 = _____
4) 4 + 2 = _____
5) 7 + 2 = _____
6) 9 + 2 = _____
7) 2 + 2 = _____
8) 10 + 2 = _____
9) 6 + 2 = _____
10) 9 + 2 = _____
11) 3 + 2 = _____
12) 8 + 2 = _____
13) 10 + 2 = _____
14) 9 + 2 = _____
15) 2 + 2 = _____
16) 6 + 2 = _____
17) 7 + 2 = _____
18) 5 + 2 = _____
19) 1 + 2 = _____
20) 9 + 2 = _____

Turn arounds

21) 2 + 2 = _____
22) 2 + 1 = _____
23) 2 + 6 = _____
24) 2 + 7 = _____
25) 2 + 8 = _____
26) 2 + 3 = _____
27) 2 + 5 = _____
28) 2 + 10 = _____
29) 2 + 9 = _____
30) 2 + 4 = _____

Count back 2

31) 3 – 2 = _____
32) 7 – 2 = _____
33) 6 – 2 = _____
34) 10 – 2 = _____
35) 5 – 2 = _____
36) 11 – 2 = _____
37) 8 – 2 = _____
38) 9 – 2 = _____
39) 4 – 2 = _____
40) 12 – 2 = _____

Difference of 2, count back 2

41) 6 – 2 = _____
42) 8 – 6 = _____
43) 10 – 8 = _____
44) 9 – 7 = _____
45) 3 – 2 = _____
46) 4 – 2 = _____
47) 6 – 2 = _____
48) 3 – 1 = _____
49) 7 – 5 = _____
50) 6 – 4 = _____
51) 5 – 2 = _____
52) 9 – 2 = _____
53) 5 – 3 = _____
54) 7 – 2 = _____
55) 8 – 6 = _____
56) 4 – 2 = _____
57) 6 – 4 = _____
58) 8 – 2 = _____
59) 7 – 5 = _____
60) 3 – 1 = _____

Missing number

61) ___ + 2 = 3
62) 2 + 2 = _____
63) ___ + 2 = 6
64) ___ + 2 = 11
65) 5 + ___ = 6
66) 3 + ___ = 5
67) 8 + 2 = _____
68) 5 + 2 = _____
69) 10 + ___ = 11
70) ___ + 1 = 9
71) ___ + 6 = 7
72) 1 + 2 = _____
73) ___ + 8 = 9
74) ___ + 9 = 10
75) 1 + ___ = 8
76) 2 + ___ = 12
77) 1 + 3 = _____
78) 1 + 4 = _____
79) 2 + ___ = 3
80) ___ + 8 = 10

This worksheet is part of the Professor Pete's Classroom eBook "Ten Minutes a Day 1: Addition & Subtraction Revision Worksheets".
The recommended teaching sequence is shown in the bar at the top of this sheet. Plus/take 2 facts are taught using a COUNT ON/COUNT BACK strategy: Students who are familiar with the sequence of counting numbers can mentally "count on" or "count back" two more numbers. A number line will help children to visualize this operation which "skips" one number and lands on the next one.

Licensed for unlimited copying by original purchaser only.

Time: **Score:** **Count on/back (+2, –2):** **2 [C]**

PROFESSOR PETE'S CLASSROOM

∓	1	2	3	Rnbw	0&10	Dble	Dble+1	9	8	All

Use the number line to help count on. Do not use your fingers.

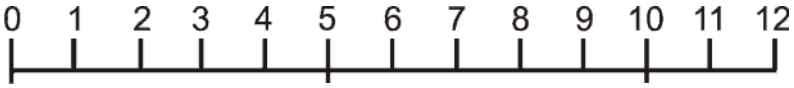

Count on 2

1) 8 + 2 = _____
2) 7 + 2 = _____
3) 2 + 2 = _____
4) 7 + 2 = _____
5) 8 + 2 = _____
6) 9 + 2 = _____
7) 6 + 2 = _____
8) 9 + 2 = _____
9) 10 + 2 = _____
10) 5 + 2 = _____
11) 7 + 2 = _____
12) 9 + 2 = _____
13) 9 + 2 = _____
14) 6 + 2 = _____
15) 2 + 2 = _____
16) 3 + 2 = _____
17) 1 + 2 = _____
18) 5 + 2 = _____
19) 4 + 2 = _____
20) 10 + 2 = _____

Turn arounds

21) 2 + 3 = _____
22) 2 + 7 = _____
23) 2 + 10 = _____
24) 2 + 2 = _____
25) 2 + 6 = _____
26) 2 + 8 = _____
27) 2 + 1 = _____
28) 2 + 9 = _____
29) 2 + 4 = _____
30) 2 + 5 = _____

Count back 2

31) 8 – 2 = _____
32) 10 – 2 = _____
33) 11 – 2 = _____
34) 9 – 2 = _____
35) 12 – 2 = _____
36) 4 – 2 = _____
37) 3 – 2 = _____
38) 7 – 2 = _____
39) 5 – 2 = _____
40) 6 – 2 = _____

Difference of 2, count back 2

41) 6 – 4 = _____
42) 5 – 2 = _____
43) 8 – 6 = _____
44) 7 – 2 = _____
45) 7 – 5 = _____
46) 3 – 1 = _____
47) 5 – 3 = _____
48) 8 – 6 = _____
49) 9 – 2 = _____
50) 6 – 2 = _____
51) 3 – 1 = _____
52) 9 – 7 = _____
53) 6 – 4 = _____
54) 3 – 2 = _____
55) 8 – 2 = _____
56) 4 – 2 = _____
57) 4 – 2 = _____
58) 10 – 8 = _____
59) 6 – 2 = _____
60) 7 – 5 = _____

Missing number

61) ___ + 1 = 9
62) 1 + 2 = _____
63) ___ + 2 = 10
64) ___ + 2 = 6
65) 10 + ___ = 11
66) 5 + ___ = 7
67) 2 + 2 = _____
68) 5 + 1 = _____
69) 9 + ___ = 11
70) ___ + 2 = 5
71) ___ + 4 = 5
72) 1 + 2 = _____
73) ___ + 3 = 4
74) ___ + 1 = 3
75) 1 + ___ = 9
76) 2 + ___ = 12
77) 2 + 8 = _____
78) 1 + 9 = _____
79) 1 + ___ = 7
80) ___ + 7 = 8

This worksheet is part of the Professor Pete's Classroom eBook "Ten Minutes a Day 1: Addition & Subtraction Revision Worksheets".
The recommended teaching sequence is shown in the bar at the top of this sheet. Plus/take 2 facts are taught using a COUNT ON/COUNT BACK strategy: Students who are familiar with the sequence of counting numbers can mentally "count on" or "count back" two more numbers. A number line will help children to visualize this operation which "skips" one number and lands on the next one.

Licensed for unlimited copying by original purchaser only.

Time: **Score:** **Count on/back (+2, –2):** **2 [D]**

PROFESSOR PETE'S CLASSROOM

∓	1	2	3	Rnbw	0&10	Dble	Dble+1	9	8	All

Use the number line to help count on. Do not use your fingers.

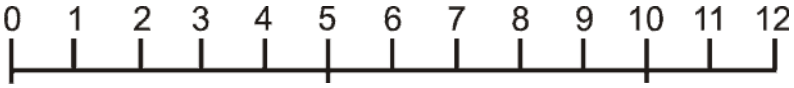

Count on 2

1) 9 + 2 = _____
2) 10 + 2 = _____
3) 8 + 2 = _____
4) 6 + 2 = _____
5) 3 + 2 = _____
6) 9 + 2 = _____
7) 2 + 2 = _____
8) 2 + 2 = _____
9) 9 + 2 = _____
10) 7 + 2 = _____
11) 5 + 2 = _____
12) 7 + 2 = _____
13) 1 + 2 = _____
14) 7 + 2 = _____
15) 10 + 2 = _____
16) 5 + 2 = _____
17) 6 + 2 = _____
18) 9 + 2 = _____
19) 4 + 2 = _____
20) 8 + 2 = _____

Turn arounds

21) 2 + 9 = _____
22) 2 + 1 = _____
23) 2 + 8 = _____
24) 2 + 10 = _____
25) 2 + 3 = _____
26) 2 + 5 = _____
27) 2 + 7 = _____
28) 2 + 4 = _____
29) 2 + 2 = _____
30) 2 + 6 = _____

Count back 2

31) 5 – 2 = _____
32) 3 – 2 = _____
33) 7 – 2 = _____
34) 9 – 2 = _____
35) 4 – 2 = _____
36) 8 – 2 = _____
37) 12 – 2 = _____
38) 10 – 2 = _____
39) 6 – 2 = _____
40) 11 – 2 = _____

Difference of 2, count back 2

41) 8 – 2 = _____
42) 9 – 2 = _____
43) 10 – 8 = _____
44) 7 – 5 = _____
45) 3 – 2 = _____
46) 8 – 6 = _____
47) 6 – 4 = _____
48) 6 – 4 = _____
49) 3 – 1 = _____
50) 5 – 3 = _____
51) 8 – 6 = _____
52) 3 – 1 = _____
53) 4 – 2 = _____
54) 7 – 5 = _____
55) 9 – 7 = _____
56) 6 – 2 = _____
57) 4 – 2 = _____
58) 7 – 2 = _____
59) 6 – 2 = _____
60) 5 – 2 = _____

Missing number

61) ___ + 2 = 4
62) 4 + 2 = _____
63) ___ + 1 = 9
64) ___ + 1 = 6
65) 5 + ___ = 7
66) 3 + ___ = 5
67) 8 + 2 = _____
68) 9 + 2 = _____
69) 1 + ___ = 3
70) ___ + 1 = 11
71) ___ + 8 = 10
72) 2 + 1 = _____
73) ___ + 6 = 7
74) ___ + 4 = 5
75) 1 + ___ = 4
76) 1 + ___ = 9
77) 1 + 2 = _____
78) 2 + 10 = _____
79) 1 + ___ = 10
80) ___ + 7 = 8

This worksheet is part of the Professor Pete's Classroom eBook "Ten Minutes a Day 1: Addition & Subtraction Revision Worksheets". The recommended teaching sequence is shown in the bar at the top of this sheet. Plus/take 2 facts are taught using a COUNT ON/COUNT BACK strategy: Students who are familiar with the sequence of counting numbers can mentally "count on" or "count back" two more numbers. A number line will help children to visualize this operation which "skips" one number and lands on the next one.

Licensed for unlimited copying by original purchaser only.

Time: **Score:** **Count on/back (+3, –3):** **3 [A]**

PROFESSOR PETE'S CLASSROOM

∓	1	2	3	Rnbw	0&10	Dble	Dble+1	9	8	All

Use the number line to help count on. Do not use your fingers.

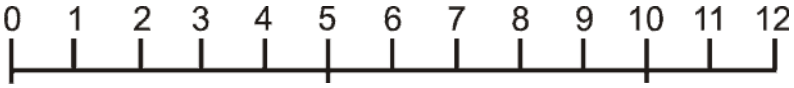

Count on 3

1) 9 + 3 = _____
2) 2 + 3 = _____
3) 6 + 3 = _____
4) 2 + 3 = _____
5) 1 + 3 = _____
6) 3 + 3 = _____
7) 1 + 3 = _____
8) 4 + 3 = _____
9) 8 + 3 = _____
10) 10 + 3 = _____
11) 8 + 3 = _____
12) 7 + 3 = _____
13) 8 + 3 = _____
14) 3 + 3 = _____
15) 7 + 3 = _____
16) 10 + 3 = _____
17) 8 + 3 = _____
18) 1 + 3 = _____
19) 5 + 3 = _____
20) 1 + 3 = _____

Count back 3

31) 8 – 3 = _____
32) 9 – 3 = _____
33) 4 – 3 = _____
34) 12 – 3 = _____
35) 7 – 3 = _____
36) 9 – 3 = _____
37) 10 – 3 = _____
38) 6 – 3 = _____
39) 11 – 3 = _____
40) 5 – 3 = _____

Turn arounds

21) 3 + 2 = _____
22) 3 + 8 = _____
23) 3 + 5 = _____
24) 3 + 7 = _____
25) 3 + 4 = _____
26) 3 + 3 = _____
27) 3 + 6 = _____
28) 3 + 1 = _____
29) 3 + 9 = _____
30) 3 + 10 = _____

Difference of 3, count back 3

41) 11 – 8 = _____
42) 8 – 5 = _____
43) 6 – 3 = _____
44) 9 – 6 = _____
45) 7 – 4 = _____
46) 10 – 3 = _____
47) 10 – 7 = _____
48) 11 – 8 = _____
49) 6 – 3 = _____
50) 13 – 10 = _____
51) 8 – 5 = _____
52) 4 – 1 = _____
53) 12 – 9 = _____
54) 9 – 3 = _____
55) 7 – 3 = _____
56) 5 – 2 = _____
57) 12 – 3 = _____
58) 10 – 7 = _____
59) 11 – 2 = _____
60) 10 – 7 = _____

Missing number

61) ___ + 2 = 8
62) 8 + 2 = _____
63) ___ + 3 = 5
64) ___ + 3 = 13
65) 3 + ___ = 5
66) 7 + ___ = 10
67) 1 + 3 = _____
68) 9 + 2 = _____
69) 1 + ___ = 3
70) ___ + 2 = 4
71) ___ + 9 = 12
72) 1 + 2 = _____
73) ___ + 7 = 8
74) ___ + 10 = 12
75) 2 + ___ = 4
76) 2 + ___ = 10
77) 2 + 5 = _____
78) 3 + 2 = _____
79) 2 + ___ = 6
80) ___ + 3 = 6

This worksheet is part of the Professor Pete's Classroom eBook "Ten Minutes a Day 1: Addition & Subtraction Revision Worksheets". The recommended teaching sequence is shown in the bar at the top of this sheet. Plus/take 3 facts are taught using a COUNT ON/COUNT BACK strategy: Students who are familiar with the sequence of counting numbers can mentally "count on" or "count back" three more numbers. A number line will help children to visualize this operation which "skips" two numbers and lands on the next one.

Licensed for unlimited copying by original purchaser only.

Time: **Score:** **Count on/back (+3, –3):** **3 [B]**

PROFESSOR PETE'S CLASSROOM

∓	1	2	3	Rnbw	0&10	Dble	Dble+1	9	8	All

Use the number line to help count on. Do not use your fingers.

0 1 2 3 4 5 6 7 8 9 10 11 12

Count on 3

1) 1 + 3 = _____
2) 9 + 3 = _____
3) 5 + 3 = _____
4) 8 + 3 = _____
5) 3 + 3 = _____
6) 1 + 3 = _____
7) 3 + 3 = _____
8) 2 + 3 = _____
9) 8 + 3 = _____
10) 1 + 3 = _____
11) 2 + 3 = _____
12) 6 + 3 = _____
13) 10 + 3 = _____
14) 7 + 3 = _____
15) 4 + 3 = _____
16) 8 + 3 = _____
17) 7 + 3 = _____
18) 8 + 3 = _____
19) 10 + 3 = _____
20) 1 + 3 = _____

Turn arounds

21) 3 + 5 = _____
22) 3 + 4 = _____
23) 3 + 8 = _____
24) 3 + 3 = _____
25) 3 + 2 = _____
26) 3 + 1 = _____
27) 3 + 7 = _____
28) 3 + 9 = _____
29) 3 + 6 = _____
30) 3 + 10 = _____

Count back 3

31) 10 – 3 = _____
32) 5 – 3 = _____
33) 4 – 3 = _____
34) 8 – 3 = _____
35) 7 – 3 = _____
36) 9 – 3 = _____
37) 11 – 3 = _____
38) 6 – 3 = _____
39) 12 – 3 = _____
40) 9 – 3 = _____

Difference of 3, count back 3

41) 10 – 7 = _____
42) 13 – 10 = _____
43) 7 – 4 = _____
44) 8 – 5 = _____
45) 12 – 3 = _____
46) 12 – 9 = _____
47) 10 – 7 = _____
48) 6 – 3 = _____
49) 10 – 3 = _____
50) 9 – 6 = _____
51) 5 – 2 = _____
52) 11 – 8 = _____
53) 7 – 3 = _____
54) 4 – 1 = _____
55) 9 – 3 = _____
56) 10 – 7 = _____
57) 6 – 3 = _____
58) 11 – 8 = _____
59) 11 – 2 = _____
60) 8 – 5 = _____

Missing number

61) ___ + 2 = 5
62) 10 + 3 = _____
63) ___ + 2 = 11
64) ___ + 2 = 3
65) 1 + ___ = 4
66) 2 + ___ = 4
67) 6 + 2 = _____
68) 2 + 3 = _____
69) 7 + ___ = 10
70) ___ + 2 = 10
71) ___ + 4 = 6
72) 3 + 9 = _____
73) ___ + 2 = 5
74) ___ + 3 = 6
75) 2 + ___ = 7
76) 2 + ___ = 4
77) 2 + 8 = _____
78) 1 + 7 = _____
79) 1 + ___ = 3
80) ___ + 10 = 12

This worksheet is part of the Professor Pete's Classroom eBook "Ten Minutes a Day 1: Addition & Subtraction Revision Worksheets". The recommended teaching sequence is shown in the bar at the top of this sheet. Plus/take 3 facts are taught using a COUNT ON/COUNT BACK strategy: Students who are familiar with the sequence of counting numbers can mentally "count on" or "count back" three more numbers. A number line will help children to visualize this operation which "skips" two numbers and lands on the next one.

Licensed for unlimited copying by original purchaser only.

Time: **Score:** **Count on/back (+3, –3):** **3 [C]**

PROFESSOR PETE'S CLASSROOM

∓	1	2	3	Rnbw	0&10	Dble	Dble+1	9	8	All

Use the number line to help count on. Do not use your fingers.

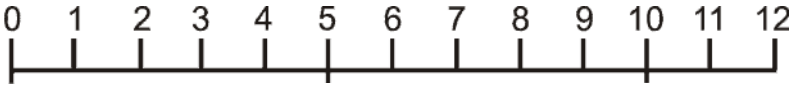

Count on 3

1) 1 + 3 = _____
2) 10 + 3 = _____
3) 2 + 3 = _____
4) 7 + 3 = _____
5) 10 + 3 = _____
6) 3 + 3 = _____
7) 4 + 3 = _____
8) 8 + 3 = _____
9) 7 + 3 = _____
10) 9 + 3 = _____
11) 8 + 3 = _____
12) 8 + 3 = _____
13) 3 + 3 = _____
14) 6 + 3 = _____
15) 5 + 3 = _____
16) 1 + 3 = _____
17) 1 + 3 = _____
18) 8 + 3 = _____
19) 1 + 3 = _____
20) 2 + 3 = _____

Count back 3

31) 12 – 3 = _____
32) 10 – 3 = _____
33) 6 – 3 = _____
34) 9 – 3 = _____
35) 9 – 3 = _____
36) 5 – 3 = _____
37) 11 – 3 = _____
38) 8 – 3 = _____
39) 7 – 3 = _____
40) 4 – 3 = _____

Turn arounds

21) 3 + 5 = _____
22) 3 + 2 = _____
23) 3 + 9 = _____
24) 3 + 1 = _____
25) 3 + 6 = _____
26) 3 + 10 = _____
27) 3 + 4 = _____
28) 3 + 8 = _____
29) 3 + 7 = _____
30) 3 + 3 = _____

Difference of 3, count back 3

41) 11 – 8 = _____
42) 10 – 7 = _____
43) 10 – 3 = _____
44) 12 – 9 = _____
45) 4 – 1 = _____
46) 13 – 10 = _____
47) 10 – 7 = _____
48) 6 – 3 = _____
49) 9 – 6 = _____
50) 8 – 5 = _____
51) 7 – 3 = _____
52) 7 – 4 = _____
53) 12 – 3 = _____
54) 5 – 2 = _____
55) 11 – 8 = _____
56) 6 – 3 = _____
57) 10 – 7 = _____
58) 9 – 3 = _____
59) 8 – 5 = _____
60) 11 – 2 = _____

Missing number

61) ___ + 2 = 10
62) 2 + 3 = _____
63) ___ + 3 = 13
64) ___ + 3 = 4
65) 9 + ___ = 11
66) 1 + ___ = 3
67) 2 + 2 = _____
68) 3 + 2 = _____
69) 7 + ___ = 10
70) ___ + 2 = 8
71) ___ + 5 = 7
72) 2 + 4 = _____
73) ___ + 2 = 5
74) ___ + 10 = 12
75) 3 + ___ = 6
76) 1 + ___ = 3
77) 1 + 7 = _____
78) 3 + 9 = _____
79) 2 + ___ = 10
80) ___ + 2 = 4

This worksheet is part of the Professor Pete's Classroom eBook "Ten Minutes a Day 1: Addition & Subtraction Revision Worksheets". The recommended teaching sequence is shown in the bar at the top of this sheet. Plus/take 3 facts are taught using a COUNT ON/COUNT BACK strategy: Students who are familiar with the sequence of counting numbers can mentally "count on" or "count back" three more numbers. A number line will help children to visualize this operation which "skips" two numbers and lands on the next one.

Licensed for unlimited copying by original purchaser only.

Time: **Score:** **Count on/back (+3, –3):** **3 [D]**

PROFESSOR PETE'S CLASSROOM

∓	1	2	3	Rnbw	0&10	Dble	Dble+1	9	8	All

Use the number line to help count on. Do not use your fingers.

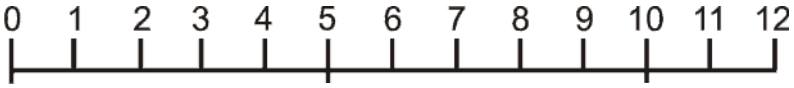

Count on 3

1) 1 + 3 = _____
2) 8 + 3 = _____
3) 3 + 3 = _____
4) 7 + 3 = _____
5) 2 + 3 = _____
6) 1 + 3 = _____
7) 4 + 3 = _____
8) 10 + 3 = _____
9) 5 + 3 = _____
10) 9 + 3 = _____
11) 10 + 3 = _____
12) 8 + 3 = _____
13) 7 + 3 = _____
14) 3 + 3 = _____
15) 2 + 3 = _____
16) 1 + 3 = _____
17) 6 + 3 = _____
18) 1 + 3 = _____
19) 8 + 3 = _____
20) 8 + 3 = _____

Turn arounds

21) 3 + 1 = _____
22) 3 + 7 = _____
23) 3 + 9 = _____
24) 3 + 5 = _____
25) 3 + 2 = _____
26) 3 + 4 = _____
27) 3 + 8 = _____
28) 3 + 10 = _____
29) 3 + 6 = _____
30) 3 + 3 = _____

Count back 3

31) 12 – 3 = _____
32) 5 – 3 = _____
33) 9 – 3 = _____
34) 8 – 3 = _____
35) 10 – 3 = _____
36) 11 – 3 = _____
37) 6 – 3 = _____
38) 9 – 3 = _____
39) 7 – 3 = _____
40) 4 – 3 = _____

Difference of 3, count back 3

41) 10 – 7 = _____
42) 9 – 3 = _____
43) 8 – 5 = _____
44) 10 – 3 = _____
45) 8 – 5 = _____
46) 7 – 3 = _____
47) 11 – 2 = _____
48) 6 – 3 = _____
49) 4 – 1 = _____
50) 9 – 6 = _____
51) 12 – 9 = _____
52) 10 – 7 = _____
53) 11 – 8 = _____
54) 11 – 8 = _____
55) 6 – 3 = _____
56) 10 – 7 = _____
57) 13 – 10 = _____
58) 12 – 3 = _____
59) 5 – 2 = _____
60) 7 – 4 = _____

Missing number

61) ___ + 3 = 4
62) 2 + 3 = _____
63) ___ + 3 = 10
64) ___ + 2 = 4
65) 6 + ___ = 8
66) 9 + ___ = 11
67) 1 + 2 = _____
68) 10 + 3 = _____
69) 3 + ___ = 5
70) ___ + 2 = 10
71) ___ + 3 = 6
72) 2 + 2 = _____
73) ___ + 8 = 10
74) ___ + 2 = 5
75) 2 + ___ = 12
76) 3 + ___ = 12
77) 1 + 2 = _____
78) 2 + 4 = _____
79) 2 + ___ = 7
80) ___ + 7 = 8

This worksheet is part of the Professor Pete's Classroom eBook "Ten Minutes a Day 1: Addition & Subtraction Revision Worksheets". The recommended teaching sequence is shown in the bar at the top of this sheet. Plus/take 3 facts are taught using a COUNT ON/COUNT BACK strategy: Students who are familiar with the sequence of counting numbers can mentally "count on" or "count back" three more numbers. A number line will help children to visualize this operation which "skips" two numbers and lands on the next one.

Licensed for unlimited copying by original purchaser only.

Time: **Score:** **Rainbow Facts (+, –):** **4 [A]**

PROFESSOR PETE'S CLASSROOM

∓	1	2	3	Rnbw	0&10	Dble	Dble+1	9	8	All

Rainbow facts

1) 9 + 1 = _____
2) 5 + 5 = _____
3) 4 + 6 = _____
4) 6 + 4 = _____
5) 1 + 9 = _____
6) 10 + 0 = _____
7) 7 + 3 = _____
8) 3 + 7 = _____
9) 8 + 2 = _____
10) 2 + 8 = _____

Subtraction rainbow facts

11) 10 – 5 = _____
12) 10 – 4 = _____
13) 10 – 8 = _____
14) 10 – 3 = _____
15) 10 – 10 = _____
16) 10 – 1 = _____
17) 10 – 4 = _____
18) 10 – 3 = _____
19) 10 – 2 = _____
20) 10 – 9 = _____
21) 10 – 6 = _____
22) 10 – 9 = _____
23) 10 – 3 = _____
24) 10 – 6 = _____
25) 10 – 7 = _____
26) 10 – 9 = _____
27) 10 – 6 = _____
28) 10 – 7 = _____
29) 10 – 2 = _____
30) 10 – 1 = _____
31) 10 – 4 = _____
32) 10 – 4 = _____
33) 10 – 2 = _____
34) 10 – 4 = _____
35) 10 – 2 = _____
36) 10 – 3 = _____
37) 10 – 8 = _____
38) 10 – 3 = _____
39) 10 – 2 = _____
40) 10 – 4 = _____

Missing number

41) ___ + 4 = 10
42) ___ + 7 = 10
43) ___ + 4 = 10
44) 2 + 8 = _____
45) ___ + 1 = 10
46) 5 + ___ = 10
47) 9 + 1 = _____
48) 2 + ___ = 10
49) 1 + ___ = 10
50) 3 + ___ = 10
51) 10 + 0 = _____
52) 7 + ___ = 10
53) 2 + 8 = _____
54) ___ + 5 = 10
55) ___ + 2 = 10
56) 8 + ___ = 10
57) ___ + 1 = 10
58) ___ + 9 = 10
59) 0 + ___ = 10
60) ___ + 5 = 10
61) ___ + 3 = 10
62) 6 + 4 = _____
63) 9 + ___ = 10
64) 4 + 6 = _____
65) 5 + ___ = 10
66) ___ + 0 = 10
67) 0 + 10 = _____
68) ___ + 9 = 10
69) 8 + ___ = 10
70) 0 + 10 = _____
71) ___ + 5 = 10
72) ___ + 0 = 10
73) ___ + 9 = 10
74) 4 + 6 = _____
75) 5 + ___ = 10
76) 4 + ___ = 10
77) 3 + ___ = 10
78) 4 + 6 = _____
79) ___ + 8 = 10
80) 7 + ___ = 10

Missing number

81) ___ + 2 = 5
82) 10 + 3 = _____
83) ___ + 2 = 11
84) ___ + 5 = 10
85) 1 + ___ = 4
86) 2 + ___ = 4
87) 6 + 2 = _____
88) 2 + 3 = _____
89) 7 + ___ = 10
90) ___ + 2 = 10
91) ___ + 8 = 10
92) 3 + 9 = _____
93) ___ + 2 = 5
94) ___ + 7 = 10
95) 2 + ___ = 7
96) 2 + ___ = 4
97) 2 + 8 = _____
98) 1 + 7 = _____
99) 1 + ___ = 10
100) ___ + 10 = 12

This worksheet is part of the Professor Pete's Classroom eBook "Ten Minutes a Day 1: Addition & Subtraction Revision Worksheets". The recommended teaching sequence is shown in the bar at the top of this sheet. Rainbow facts are taught using a PAIRS TO TEN strategy: The sum of each pair of terms is 10. Students can be shown a rainbow graphic to illustrate the fact that these pairs are equidistant from the number 5. Pairs to ten are foundational for many other mathematical skills, such as giving change.

Licensed for unlimited copying by original purchaser only.

Time: **Score:** **Rainbow Facts (+, –):** **4 [B]**

PROFESSOR PETE'S CLASSROOM

∓	1	2	3	Rnbw	0&10	Dble	Dble+1	9	8	All

Rainbow facts

1) 2 + 8 = _____
2) 7 + 3 = _____
3) 1 + 9 = _____
4) 10 + 0 = _____
5) 9 + 1 = _____
6) 3 + 7 = _____
7) 5 + 5 = _____
8) 8 + 2 = _____
9) 4 + 6 = _____
10) 6 + 4 = _____

Subtraction rainbow facts

11) 10 – 2 = _____
12) 10 – 5 = _____
13) 10 – 3 = _____
14) 10 – 4 = _____
15) 10 – 6 = _____
16) 10 – 2 = _____
17) 10 – 4 = _____
18) 10 – 4 = _____
19) 10 – 8 = _____
20) 10 – 9 = _____
21) 10 – 2 = _____
22) 10 – 8 = _____
23) 10 – 6 = _____
24) 10 – 4 = _____
25) 10 – 10 = _____
26) 10 – 3 = _____
27) 10 – 2 = _____
28) 10 – 6 = _____
29) 10 – 3 = _____
30) 10 – 4 = _____
31) 10 – 7 = _____
32) 10 – 7 = _____
33) 10 – 1 = _____
34) 10 – 9 = _____
35) 10 – 1 = _____
36) 10 – 4 = _____
37) 10 – 9 = _____
38) 10 – 3 = _____
39) 10 – 3 = _____
40) 10 – 2 = _____

Missing number

41) ___ + 1 = 10
42) ___ + 8 = 10
43) ___ + 2 = 10
44) 5 + 5 = _____
45) ___ + 9 = 10
46) 4 + ___ = 10
47) 2 + 8 = _____
48) 7 + ___ = 10
49) 1 + ___ = 10
50) 8 + ___ = 10
51) 5 + 5 = _____
52) 4 + ___ = 10
53) 3 + 7 = _____
54) ___ + 4 = 10
55) ___ + 4 = 10
56) 0 + ___ = 10
57) ___ + 0 = 10
58) ___ + 3 = 10
59) 9 + ___ = 10
60) ___ + 9 = 10
61) ___ + 5 = 10
62) 1 + 9 = _____
63) 0 + ___ = 10
64) 10 + 0 = _____
65) 9 + ___ = 10
66) ___ + 3 = 10
67) 2 + 8 = _____
68) ___ + 4 = 10
69) 9 + ___ = 10
70) 10 + 0 = _____
71) ___ + 10 = 10
72) ___ + 6 = 10
73) ___ + 5 = 10
74) 3 + 7 = _____
75) 5 + ___ = 10
76) 5 + ___ = 10
77) 3 + ___ = 10
78) 4 + 6 = _____
79) ___ + 2 = 10
80) 2 + ___ = 10

Missing number

81) ___ + 3 = 4
82) 10 + 3 = _____
83) ___ + 2 = 4
84) ___ + 5 = 10
85) 3 + ___ = 5
86) 9 + ___ = 11
87) 2 + 3 = _____
88) 7 + 3 = _____
89) 6 + ___ = 8
90) ___ + 2 = 10
91) ___ + 2 = 4
92) 1 + 7 = _____
93) ___ + 8 = 10
94) ___ + 8 = 10
95) 3 + ___ = 5
96) 3 + ___ = 12
97) 2 + 10 = _____
98) 1 + 9 = _____
99) 2 + ___ = 7
100) ___ + 7 = 10

This worksheet is part of the Professor Pete's Classroom eBook "Ten Minutes a Day 1: Addition & Subtraction Revision Worksheets". The recommended teaching sequence is shown in the bar at the top of this sheet. Rainbow facts are taught using a PAIRS TO TEN strategy: The sum of each pair of terms is 10. Students can be shown a rainbow graphic to illustrate the fact that these pairs are equidistant from the number 5. Pairs to ten are foundational for many other mathematical skills, such as giving change.

Licensed for unlimited copying by original purchaser only.

Time: **Score:** **Rainbow Facts (+, –):** **4 [C]**

PROFESSOR PETE'S CLASSROOM

∓	1	2	3	Rnbw	0&10	Dble	Dble+1	9	8	All

Rainbow facts

1) 9 + 1 = _____
2) 5 + 5 = _____
3) 4 + 6 = _____
4) 6 + 4 = _____
5) 1 + 9 = _____
6) 10 + 0 = _____
7) 7 + 3 = _____
8) 3 + 7 = _____
9) 8 + 2 = _____
10) 2 + 8 = _____

Subtraction rainbow facts

11) 10 – 5 = _____
12) 10 – 4 = _____
13) 10 – 8 = _____
14) 10 – 3 = _____
15) 10 – 10 = _____
16) 10 – 1 = _____
17) 10 – 4 = _____
18) 10 – 3 = _____
19) 10 – 2 = _____
20) 10 – 9 = _____
21) 10 – 6 = _____
22) 10 – 9 = _____
23) 10 – 3 = _____
24) 10 – 6 = _____
25) 10 – 7 = _____
26) 10 – 9 = _____
27) 10 – 6 = _____
28) 10 – 7 = _____
29) 10 – 2 = _____
30) 10 – 1 = _____
31) 10 – 4 = _____
32) 10 – 4 = _____
33) 10 – 2 = _____
34) 10 – 4 = _____
35) 10 – 2 = _____
36) 10 – 3 = _____
37) 10 – 8 = _____
38) 10 – 3 = _____
39) 10 – 2 = _____
40) 10 – 4 = _____

Missing number

41) ___ + 4 = 10
42) ___ + 7 = 10
43) ___ + 4 = 10
44) 2 + 8 = _____
45) ___ + 1 = 10
46) 5 + ___ = 10
47) 9 + 1 = _____
48) 2 + ___ = 10
49) 1 + ___ = 10
50) 3 + ___ = 10
51) 10 + 0 = _____
52) 7 + ___ = 10
53) 2 + 8 = _____
54) ___ + 5 = 10
55) ___ + 2 = 10
56) 8 + ___ = 10
57) ___ + 1 = 10
58) ___ + 9 = 10
59) 0 + ___ = 10
60) ___ + 5 = 10
61) ___ + 3 = 10
62) 6 + 4 = _____
63) 9 + ___ = 10
64) 4 + 6 = _____
65) 5 + ___ = 10
66) ___ + 0 = 10
67) 0 + 10 = _____
68) ___ + 9 = 10
69) 8 + ___ = 10
70) 0 + 10 = _____
71) ___ + 5 = 10
72) ___ + 0 = 10
73) ___ + 9 = 10
74) 4 + 6 = _____
75) 5 + ___ = 10
76) 4 + ___ = 10
77) 3 + ___ = 10
78) 4 + 6 = _____
79) ___ + 8 = 10
80) 7 + ___ = 10

Revision

81) 3 + 2 = _____
82) 2 + 8 = _____
83) 1 + 1 = _____
84) 3 + 8 = _____
85) 1 + 9 = _____
86) 1 + 3 = _____
87) 3 + 5 = _____
88) 2 + 4 = _____
89) 2 + 3 = _____
90) 2 + 10 = _____
91) 10 + 2 = _____
92) 8 + 3 = _____
93) 4 + 2 = _____
94) 6 + 1 = _____
95) 4 + 1 = _____
96) 6 + 2 = _____
97) 10 + 3 = _____
98) 10 + 1 = _____
99) 7 + 3 = _____
100) 9 + 2 = _____

This worksheet is part of the Professor Pete's Classroom eBook "Ten Minutes a Day 1: Addition & Subtraction Revision Worksheets". The recommended teaching sequence is shown in the bar at the top of this sheet. Rainbow facts are taught using a PAIRS TO TEN strategy: The sum of each pair of terms is 10. Students can be shown a rainbow graphic to illustrate the fact that these pairs are equidistant from the number 5. Pairs to ten are foundational for many other mathematical skills, such as giving change.

Licensed for unlimited copying by original purchaser only.

Time: **Score:** **Rainbow Facts (+, –):** **4 [D]**

PROFESSOR PETE'S CLASSROOM

∓	1	2	3	Rnbw	0&10	Dble	Dble+1	9	8	All

Rainbow facts

1) 1 + 9 = _____
2) 5 + 5 = _____
3) 9 + 1 = _____
4) 3 + 7 = _____
5) 8 + 2 = _____
6) 4 + 6 = _____
7) 6 + 4 = _____
8) 7 + 3 = _____
9) 2 + 8 = _____
10) 10 + 0 = _____

Subtraction rainbow facts

11) 10 – 9 = _____
12) 10 – 3 = _____
13) 10 – 5 = _____
14) 10 – 10 = _____
15) 10 – 6 = _____
16) 10 – 6 = _____
17) 10 – 4 = _____
18) 10 – 7 = _____
19) 10 – 2 = _____
20) 10 – 2 = _____
21) 10 – 4 = _____
22) 10 – 3 = _____
23) 10 – 1 = _____
24) 10 – 1 = _____
25) 10 – 3 = _____
26) 10 – 4 = _____
27) 10 – 8 = _____
28) 10 – 3 = _____
29) 10 – 8 = _____
30) 10 – 9 = _____
31) 10 – 2 = _____
32) 10 – 7 = _____
33) 10 – 4 = _____
34) 10 – 4 = _____
35) 10 – 6 = _____
36) 10 – 3 = _____
37) 10 – 2 = _____
38) 10 – 2 = _____
39) 10 – 9 = _____
40) 10 – 4 = _____

Missing number

41) ___ + 5 = 10
42) ___ + 2 = 10
43) ___ + 5 = 10
44) 5 + 5 = _____
45) ___ + 6 = 10
46) 1 + ___ = 10
47) 0 + 10 = _____
48) 0 + ___ = 10
49) 9 + ___ = 10
50) 8 + ___ = 10
51) 3 + 7 = _____
52) 7 + ___ = 10
53) 6 + 4 = _____
54) ___ + 6 = 10
55) ___ + 8 = 10
56) 6 + ___ = 10
57) ___ + 9 = 10
58) ___ + 8 = 10
59) 0 + ___ = 10
60) ___ + 7 = 10
61) ___ + 9 = 10
62) 6 + 4 = _____
63) 9 + ___ = 10
64) 7 + 3 = _____
65) 9 + ___ = 10
66) ___ + 8 = 10
67) 4 + 6 = _____
68) ___ + 0 = 10
69) 2 + ___ = 10
70) 8 + 2 = _____
71) ___ + 6 = 10
72) ___ + 5 = 10
73) ___ + 3 = 10
74) 5 + 5 = _____
75) 1 + ___ = 10
76) 5 + ___ = 10
77) 10 + ___ = 10
78) 3 + 7 = _____
79) ___ + 0 = 10
80) 9 + ___ = 10

Revision

81) 1 + 9 = _____
82) 3 + 2 = _____
83) 1 + 1 = _____
84) 2 + 10 = _____
85) 2 + 3 = _____
86) 3 + 5 = _____
87) 2 + 8 = _____
88) 3 + 8 = _____
89) 1 + 3 = _____
90) 2 + 4 = _____
91) 10 + 1 = _____
92) 10 + 3 = _____
93) 6 + 1 = _____
94) 8 + 3 = _____
95) 7 + 3 = _____
96) 9 + 2 = _____
97) 6 + 2 = _____
98) 4 + 2 = _____
99) 10 + 2 = _____
100) 4 + 1 = _____

This worksheet is part of the Professor Pete's Classroom eBook "Ten Minutes a Day 1: Addition & Subtraction Revision Worksheets". The recommended teaching sequence is shown in the bar at the top of this sheet. Rainbow facts are taught using a PAIRS TO TEN strategy: The sum of each pair of terms is 10. Students can be shown a rainbow graphic to illustrate the fact that these pairs are equidistant from the number 5. Pairs to ten are foundational for many other mathematical skills, such as giving change.

Licensed for unlimited copying by original purchaser only.

Time: **Score:** **+0, –0, +10 & –10: 5 [A]**

PROFESSOR PETE'S CLASSROOM

∓ 1 2 3 Rnbw **0&10** Dble Dble+1 9 8 All

Add 0 & 10

1) 10 + 0 = _____
2) 8 + 10 = _____
3) 7 + 10 = _____
4) 6 + 10 = _____
5) 9 + 10 = _____
6) 3 + 0 = _____
7) 9 + 0 = _____
8) 8 + 0 = _____
9) 3 + 10 = _____
10) 7 + 0 = _____

Take 0

31) 2 – 0 = _____
32) 3 – 0 = _____
33) 7 – 0 = _____
34) 5 – 0 = _____
35) 1 – 0 = _____
36) 4 – 0 = _____
37) 6 – 0 = _____
38) 8 – 0 = _____
39) 9 – 0 = _____
40) 0 – 0 = _____

Turn arounds

11) 10 + 10 = _____
12) 0 + 0 = _____
13) 0 + 6 = _____
14) 10 + 6 = _____
15) 0 + 1 = _____
16) 0 + 8 = _____
17) 0 + 4 = _____
18) 10 + 0 = _____
19) 10 + 3 = _____
20) 10 + 5 = _____
21) 10 + 7 = _____
22) 10 + 2 = _____
23) 10 + 1 = _____
24) 0 + 2 = _____
25) 0 + 7 = _____
26) 0 + 10 = _____
27) 10 + 4 = _____
28) 10 + 8 = _____
29) 0 + 5 = _____
30) 0 + 3 = _____

Take 10

41) 18 – 10 = _____
42) 11 – 10 = _____
43) 17 – 10 = _____
44) 10 – 10 = _____
45) 19 – 10 = _____
46) 16 – 10 = _____
47) 14 – 10 = _____
48) 13 – 10 = _____
49) 12 – 10 = _____
50) 15 – 10 = _____

Difference of 0 and 10

51) 19 – 9 = _____
52) 2 – 2 = _____
53) 13 – 3 = _____
54) 11 – 1 = _____
55) 4 – 4 = _____
56) 15 – 5 = _____
57) 17 – 7 = _____
58) 18 – 8 = _____
59) 6 – 6 = _____
60) 10 – 10 = _____

Rainbow missing number

61) ___ + 2 = 10
62) 7 + 3 = _____
63) ___ + 0 = 10
64) ___ + 5 = 10
65) 1 + ___ = 10
66) 2 + ___ = 10
67) 6 + 4 = _____
68) 4 + 6 = _____
69) 3 + ___ = 10
70) ___ + 1 = 10
71) ___ + 8 = 10
72) 3 + 7 = _____
73) ___ + 10 = 10
74) ___ + 3 = 10
75) 5 + ___ = 10
76) 8 + ___ = 10
77) 2 + 8 = _____
78) 1 + 9 = _____
79) 4 + ___ = 10
80) ___ + 4 = 10

Addition revision

81) 10 + 2 = _____
82) 3 + 10 = _____
83) 10 + 1 = _____
84) 3 + 6 = _____
85) 10 + 3 = _____
86) 10 + 10 = _____
87) 1 + 1 = _____
88) 2 + 1 = _____
89) 2 + 2 = _____
90) 2 + 0 = _____

Subtraction revision

91) 4 – 3 = _____
92) 10 – 10 = _____
95) 11 – 8 = _____
96) 6 – 4 = _____
97) 12 – 9 = _____
93) 3 – 2 = _____
94) 10 – 0 = _____
98) 10 – 7 = _____
99) 9 – 7 = _____
100) 7 – 4 = _____

This worksheet is part of the Professor Pete's Classroom eBook "Ten Minutes a Day 1: Addition & Subtraction Revision Worksheets".
Plus 0 and plus 10 facts are SPECIAL CASES. The number zero is the "additive/subtractive identity", meaning that another number is unchanged by the action of adding/taking zero. Adding ten to a single digit number results in the associated teen number which has one ten and the single digit number of ones; most pairs of a single digit number and the associated teen number sound similar (eg, "six" and "sixteen"). This can be illustrated easily with a pair of ten frames.

Licensed for unlimited copying by original purchaser only.

Time: **Score:** **+0, –0, +10 & –10: 5 [B]**

PROFESSOR PETE'S CLASSROOM

∓ 1 2 3 Rnbw **0&10** Dble Dble+1 9 8 All

Add 0 & 10

1) 3 + 0 = _____
2) 3 + 10 = _____
3) 9 + 0 = _____
4) 8 + 10 = _____
5) 6 + 10 = _____
6) 7 + 10 = _____
7) 8 + 0 = _____
8) 9 + 10 = _____
9) 10 + 0 = _____
10) 7 + 0 = _____

Take 0

31) 9 – 0 = _____
32) 0 – 0 = _____
33) 1 – 0 = _____
34) 6 – 0 = _____
35) 5 – 0 = _____
36) 7 – 0 = _____
37) 2 – 0 = _____
38) 8 – 0 = _____
39) 3 – 0 = _____
40) 4 – 0 = _____

Turn arounds

11) 10 + 3 = _____
12) 10 + 7 = _____
13) 0 + 10 = _____
14) 0 + 8 = _____
15) 10 + 1 = _____
16) 10 + 0 = _____
17) 0 + 7 = _____
18) 10 + 10 = _____
19) 10 + 8 = _____
20) 10 + 4 = _____
21) 10 + 2 = _____
22) 0 + 0 = _____
23) 10 + 6 = _____
24) 0 + 3 = _____
25) 0 + 6 = _____
26) 0 + 4 = _____
27) 0 + 1 = _____
28) 0 + 5 = _____
29) 0 + 2 = _____
30) 10 + 5 = _____

Take 10

41) 10 – 10 = _____
42) 11 – 10 = _____
43) 13 – 10 = _____
44) 18 – 10 = _____
45) 16 – 10 = _____
46) 15 – 10 = _____
47) 19 – 10 = _____
48) 17 – 10 = _____
49) 14 – 10 = _____
50) 12 – 10 = _____

Difference of 0 and 10

51) 13 – 3 = _____
52) 10 – 10 = _____
53) 19 – 9 = _____
54) 18 – 8 = _____
55) 2 – 2 = _____
56) 17 – 7 = _____
57) 11 – 1 = _____
58) 4 – 4 = _____
59) 6 – 6 = _____
60) 15 – 5 = _____

Rainbow missing number

61) ___ + 8 = 10
62) 9 + 1 = _____
63) ___ + 3 = 10
64) ___ + 6 = 10
65) 1 + ___ = 10
66) 6 + ___ = 10
67) 10 + 0 = _____
68) 5 + 5 = _____
69) 3 + ___ = 10
70) ___ + 2 = 10
71) ___ + 4 = 10
72) 5 + 5 = _____
73) ___ + 7 = 10
74) ___ + 3 = 10
75) 8 + ___ = 10
76) 0 + ___ = 10
77) 2 + 8 = _____
78) 1 + 9 = _____
79) 4 + ___ = 10
80) ___ + 8 = 10

Addition revision

81) 2 + 0 = _____
82) 3 + 10 = _____
83) 3 + 6 = _____
84) 10 + 1 = _____
85) 2 + 2 = _____
86) 10 + 2 = _____
87) 2 + 1 = _____
88) 10 + 10 = _____
89) 10 + 3 = _____
90) 1 + 1 = _____

Subtraction revision

91) 3 – 2 = _____
92) 4 – 3 = _____
95) 6 – 4 = _____
96) 11 – 8 = _____
97) 7 – 4 = _____
93) 10 – 0 = _____
94) 10 – 10 = _____
98) 9 – 7 = _____
99) 10 – 7 = _____
100) 12 – 9 = _____

This worksheet is part of the Professor Pete's Classroom eBook "Ten Minutes a Day 1: Addition & Subtraction Revision Worksheets".
Plus 0 and plus 10 facts are SPECIAL CASES. The number zero is the "additive/subtractive identity", meaning that another number is unchanged by the action of adding/taking zero. Adding ten to a single digit number results in the associated teen number which has one ten and the single digit number of ones; most pairs of a single digit number and the associated teen number sound similar (eg, "six" and "sixteen"). This can be illustrated easily with a pair of ten frames.

Licensed for unlimited copying by original purchaser only.

Time: **Score:** **+0, –0, +10 & –10: 5 [C]**

PROFESSOR PETE'S CLASSROOM

∓ 1 2 3 Rnbw **0&10** Dble Dble+1 9 8 All

Add 0 & 10

1) 7 + 10 = _____
2) 10 + 0 = _____
3) 9 + 0 = _____
4) 9 + 10 = _____
5) 8 + 10 = _____
6) 3 + 0 = _____
7) 6 + 10 = _____
8) 8 + 0 = _____
9) 7 + 0 = _____
10) 3 + 10 = _____

Take 0

31) 2 – 0 = _____
32) 0 – 0 = _____
33) 3 – 0 = _____
34) 4 – 0 = _____
35) 8 – 0 = _____
36) 5 – 0 = _____
37) 7 – 0 = _____
38) 1 – 0 = _____
39) 6 – 0 = _____
40) 9 – 0 = _____

Turn arounds

11) 10 + 6 = _____
12) 0 + 6 = _____
13) 0 + 1 = _____
14) 0 + 3 = _____
15) 0 + 0 = _____
16) 10 + 0 = _____
17) 10 + 3 = _____
18) 10 + 7 = _____
19) 10 + 2 = _____
20) 10 + 4 = _____
21) 0 + 2 = _____
22) 10 + 10 = _____
23) 10 + 8 = _____
24) 0 + 5 = _____
25) 0 + 10 = _____
26) 0 + 7 = _____
27) 10 + 5 = _____
28) 0 + 8 = _____
29) 0 + 4 = _____
30) 10 + 1 = _____

Take 10

41) 18 – 10 = _____
42) 16 – 10 = _____
43) 10 – 10 = _____
44) 13 – 10 = _____
45) 15 – 10 = _____
46) 19 – 10 = _____
47) 12 – 10 = _____
48) 17 – 10 = _____
49) 14 – 10 = _____
50) 11 – 10 = _____

Difference of 0 and 10

51) 11 – 1 = _____
52) 17 – 7 = _____
53) 4 – 4 = _____
54) 15 – 5 = _____
55) 10 – 10 = _____
56) 13 – 3 = _____
57) 18 – 8 = _____
58) 6 – 6 = _____
59) 2 – 2 = _____
60) 19 – 9 = _____

Rainbow missing number

61) ___ + 1 = 10
62) 8 + 2 = _____
63) ___ + 9 = 10
64) ___ + 5 = 10
65) 4 + ___ = 10
66) 2 + ___ = 10
67) 3 + 7 = _____
68) 7 + 3 = _____
69) 6 + ___ = 10
70) ___ + 0 = 10
71) ___ + 4 = 10
72) 0 + 10 = _____
73) ___ + 9 = 10
74) ___ + 8 = 10
75) 7 + ___ = 10
76) 4 + ___ = 10
77) 8 + 2 = _____
78) 5 + 5 = _____
79) 2 + ___ = 10
80) ___ + 7 = 10

Addition revision

81) 10 + 3 = _____
82) 10 + 2 = _____
83) 3 + 6 = _____
84) 10 + 1 = _____
85) 10 + 10 = _____
86) 2 + 1 = _____
87) 2 + 2 = _____
88) 3 + 10 = _____
89) 1 + 1 = _____
90) 2 + 0 = _____

Subtraction revision

91) 10 – 0 = _____
92) 4 – 3 = _____
95) 9 – 7 = _____
96) 11 – 8 = _____
97) 6 – 4 = _____
93) 3 – 2 = _____
94) 10 – 10 = _____
98) 7 – 4 = _____
99) 12 – 9 = _____
100) 10 – 7 = _____

This worksheet is part of the Professor Pete's Classroom eBook "Ten Minutes a Day 1: Addition & Subtraction Revision Worksheets".
Plus 0 and plus 10 facts are SPECIAL CASES. The number zero is the "additive/subtractive identity", meaning that another number is unchanged by the action of adding/taking zero. Adding ten to a single digit number results in the associated teen number which has one ten and the single digit number of ones; most pairs of a single digit number and the associated teen number sound similar (eg, "six" and "sixteen"). This can be illustrated easily with a pair of ten frames.

Licensed for unlimited copying by original purchaser only.

Time: **Score:** **+0, –0, +10 & –10: 5 [D]**

PROFESSOR PETE'S CLASSROOM

∓ 1 2 3 Rnbw [0&10] Dble Dble+1 9 8 All

Add 0 & 10

1) 10 + 0 = _____
2) 3 + 0 = _____
3) 7 + 0 = _____
4) 7 + 10 = _____
5) 3 + 10 = _____
6) 9 + 0 = _____
7) 8 + 10 = _____
8) 9 + 10 = _____
9) 8 + 0 = _____
10) 6 + 10 = _____

Take 0

31) 2 – 0 = _____
32) 8 – 0 = _____
33) 4 – 0 = _____
34) 6 – 0 = _____
35) 7 – 0 = _____
36) 0 – 0 = _____
37) 3 – 0 = _____
38) 1 – 0 = _____
39) 5 – 0 = _____
40) 9 – 0 = _____

Turn arounds

11) 10 + 6 = _____
12) 0 + 2 = _____
13) 0 + 6 = _____
14) 10 + 10 = _____
15) 0 + 1 = _____
16) 10 + 3 = _____
17) 10 + 5 = _____
18) 0 + 5 = _____
19) 0 + 3 = _____
20) 0 + 8 = _____
21) 10 + 2 = _____
22) 0 + 4 = _____
23) 10 + 0 = _____
24) 10 + 4 = _____
25) 10 + 7 = _____
26) 10 + 8 = _____
27) 10 + 1 = _____
28) 0 + 0 = _____
29) 0 + 10 = _____
30) 0 + 7 = _____

Take 10

41) 17 – 10 = _____
42) 15 – 10 = _____
43) 12 – 10 = _____
44) 16 – 10 = _____
45) 14 – 10 = _____
46) 13 – 10 = _____
47) 10 – 10 = _____
48) 18 – 10 = _____
49) 19 – 10 = _____
50) 11 – 10 = _____

Difference of 0 and 10

51) 6 – 6 = _____
52) 2 – 2 = _____
53) 18 – 8 = _____
54) 15 – 5 = _____
55) 4 – 4 = _____
56) 13 – 3 = _____
57) 11 – 1 = _____
58) 19 – 9 = _____
59) 17 – 7 = _____
60) 10 – 10 = _____

Rainbow missing number

61) ___ + 5 = 10
62) 2 + 8 = _____
63) ___ + 3 = 10
64) ___ + 1 = 10
65) 3 + ___ = 10
66) 10 + ___ = 10
67) 1 + 9 = _____
68) 6 + 4 = _____
69) 8 + ___ = 10
70) ___ + 6 = 10
71) ___ + 10 = 10
72) 7 + 3 = _____
73) ___ + 4 = 10
74) ___ + 7 = 10
75) 4 + ___ = 10
76) 1 + ___ = 10
77) 5 + 5 = _____
78) 2 + 8 = _____
79) 2 + ___ = 10
80) ___ + 2 = 10

Addition revision

81) 3 + 10 = _____
82) 10 + 3 = _____
83) 1 + 1 = _____
84) 10 + 2 = _____
85) 2 + 2 = _____
86) 10 + 1 = _____
87) 10 + 10 = _____
88) 3 + 6 = _____
89) 2 + 1 = _____
90) 2 + 0 = _____

Subtraction revision

91) 10 – 0 = _____
92) 3 – 2 = _____
95) 6 – 4 = _____
96) 10 – 7 = _____
97) 7 – 4 = _____
93) 10 – 10 = _____
94) 4 – 3 = _____
98) 9 – 7 = _____
99) 11 – 8 = _____
100) 12 – 9 = _____

This worksheet is part of the Professor Pete's Classroom eBook "Ten Minutes a Day 1: Addition & Subtraction Revision Worksheets".
Plus 0 and plus 10 facts are SPECIAL CASES. The number zero is the "additive/subtractive identity", meaning that another number is unchanged by the action of adding/taking zero. Adding ten to a single digit number results in the associated teen number which has one ten and the single digit number of ones; most pairs of a single digit number and the associated teen number sound similar (eg, "six" and "sixteen"). This can be illustrated easily with a pair of ten frames.

Licensed for unlimited copying by original purchaser only.

Time: **Score:** **(+, –) Double/Halve: 6 [A]**

PROFESSOR PETE'S CLASSROOM

∓	1	2	3	Rnbw	0&10	Dble	Dble+1	9	8	All

Double

1) 8 + 8 = _____
2) 6 + 6 = _____
3) 1 + 1 = _____
4) 9 + 9 = _____
5) 5 + 5 = _____
6) 7 + 7 = _____
7) 9 + 9 = _____
8) 5 + 5 = _____
9) 9 + 9 = _____
10) 6 + 6 = _____
11) 5 + 5 = _____
12) 4 + 4 = _____
13) 6 + 6 = _____
14) 7 + 7 = _____
15) 10 + 10 = _____
16) 7 + 7 = _____
17) 0 + 0 = _____
18) 3 + 3 = _____
19) 1 + 1 = _____
20) 2 + 2 = _____

Halve

21) 2 – 1 = _____
22) 16 – 8 = _____
23) 4 – 2 = _____
24) 14 – 7 = _____
25) 8 – 4 = _____
26) 10 – 5 = _____
27) 18 – 9 = _____
28) 12 – 6 = _____
29) 20 – 10 = _____
30) 8 – 4 = _____
31) 18 – 9 = _____
32) 2 – 1 = _____
33) 10 – 5 = _____
34) 20 – 10 = _____
35) 6 – 3 = _____
36) 16 – 8 = _____
37) 12 – 6 = _____
38) 14 – 7 = _____
39) 16 – 8 = _____
40) 12 – 6 = _____

Missing number

41) ___ + 1 = 2
42) 5 + 5 = _____
43) ___ + 10 = 20
44) ___ + 2 = 4
45) 6 + 6 = _____
46) ___ + 7 = 14
47) 4 + 4 = _____
48) ___ + 7 = 14
49) 4 + ___ = 8
50) 9 + 9 = _____
51) 3 + 3 = _____
52) 6 + ___ = 12
53) 2 + 2 = _____
54) ___ + 6 = 12
55) 2 + 2 = _____
56) ___ + 2 = 4
57) 5 + ___ = 10
58) 9 + ___ = 18
59) ___ + 2 = 4
60) 5 + ___ = 10
61) 8 + 8 = _____
62) 3 + 3 = _____
63) 8 + 8 = _____
64) 5 + ___ = 10
65) ___ + 7 = 14
66) ___ + 10 = 20
67) ___ + 6 = 12
68) ___ + 4 = 8
69) 1 + 1 = _____
70) 3 + ___ = 6
71) 5 + 5 = _____
72) 7 + 7 = _____
73) 8 + 8 = _____
74) 3 + 3 = _____
75) ___ + 8 = 16
76) ___ + 9 = 18
77) 8 + ___ = 16
78) ___ + 9 = 18
79) 5 + ___ = 10
80) 4 + 4 = _____

Addition revision

81) 10 + 7 = _____
82) 3 + 8 = _____
83) 3 + 7 = _____
84) 2 + 7 = _____
85) 9 + 9 = _____
86) 8 + 8 = _____
87) 2 + 4 = _____
88) 7 + 7 = _____
89) 3 + 5 = _____
90) 1 + 4 = _____

Rainbow missing number

91) ___ + 2 = 10
92) ___ + 6 = 10
93) 1 + ___ = 10
94) 5 + 5 = _____
95) ___ + 1 = 10
96) ___ + 7 = 10
97) 6 + ___ = 10
98) 2 + 8 = _____
99) ___ + 10 = 10
100) 7 + ___ = 10

This worksheet is part of the Professor Pete's Classroom eBook "Ten Minutes a Day 1: Addition & Subtraction Revision Worksheets". The recommended teaching sequence is shown in the bar at the top of this sheet. Doubles addition and subtraction number facts are taught using a DOUBLING/HALVING strategy, connecting to everyday situations in which numbers are doubled, or one half of a double is subtracted.

Licensed for unlimited copying by original purchaser only.

Time: **Score:** **(+, –) Double/Halve: 6 [B]**

PROFESSOR PETE'S CLASSROOM

∓	1	2	3	Rnbw	0&10	Dble	Dble+1	9	8	All

Double

1) 7 + 7 = _____
2) 0 + 0 = _____
3) 6 + 6 = _____
4) 6 + 6 = _____
5) 6 + 6 = _____
6) 1 + 1 = _____
7) 7 + 7 = _____
8) 9 + 9 = _____
9) 7 + 7 = _____
10) 3 + 3 = _____
11) 5 + 5 = _____
12) 1 + 1 = _____
13) 8 + 8 = _____
14) 10 + 10 = _____
15) 5 + 5 = _____
16) 2 + 2 = _____
17) 5 + 5 = _____
18) 9 + 9 = _____
19) 9 + 9 = _____
20) 4 + 4 = _____

Halve

21) 14 – 7 = _____
22) 20 – 10 = _____
23) 2 – 1 = _____
24) 16 – 8 = _____
25) 4 – 2 = _____
26) 18 – 9 = _____
27) 18 – 9 = _____
28) 20 – 10 = _____
29) 8 – 4 = _____
30) 6 – 3 = _____
31) 12 – 6 = _____
32) 10 – 5 = _____
33) 10 – 5 = _____
34) 2 – 1 = _____
35) 16 – 8 = _____
36) 14 – 7 = _____
37) 12 – 6 = _____
38) 16 – 8 = _____
39) 12 – 6 = _____
40) 8 – 4 = _____

Missing number

41) ___ + 3 = 6
42) 5 + 5 = _____
43) ___ + 5 = 10
44) ___ + 3 = 6
45) 10 + 10 = _____
46) ___ + 2 = 4
47) 5 + 5 = _____
48) ___ + 6 = 12
49) 9 + ___ = 18
50) 8 + 8 = _____
51) 2 + 2 = _____
52) 6 + ___ = 12
53) 5 + 5 = _____
54) ___ + 1 = 2
55) 2 + 2 = _____
56) ___ + 9 = 18
57) 7 + ___ = 14
58) 9 + ___ = 18
59) ___ + 8 = 16
60) 4 + ___ = 8
61) 4 + 4 = _____
62) 2 + 2 = _____
63) 7 + 7 = _____
64) 4 + ___ = 8
65) ___ + 8 = 16
66) ___ + 10 = 20
67) ___ + 3 = 6
68) ___ + 6 = 12
69) 7 + 7 = _____
70) 8 + ___ = 16
71) 5 + 5 = _____
72) 2 + 2 = _____
73) 6 + 6 = _____
74) 9 + 9 = _____
75) ___ + 1 = 2
76) ___ + 5 = 10
77) 7 + ___ = 14
78) ___ + 4 = 8
79) 3 + ___ = 6
80) 8 + 8 = _____

Addition revision

81) 2 + 4 = _____
82) 1 + 4 = _____
83) 3 + 7 = _____
84) 3 + 8 = _____
85) 10 + 7 = _____
86) 7 + 7 = _____
87) 2 + 7 = _____
88) 9 + 9 = _____
89) 3 + 5 = _____
90) 8 + 8 = _____

Rainbow missing number

91) ___ + 9 = 10
92) ___ + 4 = 10
93) 8 + ___ = 10
94) 3 + 7 = _____
95) ___ + 8 = 10
96) ___ + 10 = 10
97) 5 + ___ = 10
98) 9 + 1 = _____
99) ___ + 6 = 10
100) 7 + ___ = 10

This worksheet is part of the Professor Pete's Classroom eBook "Ten Minutes a Day 1: Addition & Subtraction Revision Worksheets". The recommended teaching sequence is shown in the bar at the top of this sheet. Doubles addition and subtraction number facts are taught using a DOUBLING/HALVING strategy, connecting to everyday situations in which numbers are doubled, or one half of a double is subtracted.

Licensed for unlimited copying by original purchaser only.

Time: **Score:** **(+, –) Double/Halve: 6 [C]**

PROFESSOR PETE'S CLASSROOM

∓ 1 2 3 Rnbw 0&10 **Dble** Dble+1 9 8 All

Double

1) 1 + 1 = _____
2) 9 + 9 = _____
3) 5 + 5 = _____
4) 7 + 7 = _____
5) 9 + 9 = _____
6) 2 + 2 = _____
7) 7 + 7 = _____
8) 5 + 5 = _____
9) 3 + 3 = _____
10) 6 + 6 = _____
11) 10 + 10 = _____
12) 8 + 8 = _____
13) 0 + 0 = _____
14) 4 + 4 = _____
15) 7 + 7 = _____
16) 6 + 6 = _____
17) 5 + 5 = _____
18) 1 + 1 = _____
19) 6 + 6 = _____
20) 9 + 9 = _____

Halve

21) 14 – 7 = _____
22) 12 – 6 = _____
23) 18 – 9 = _____
24) 10 – 5 = _____
25) 14 – 7 = _____
26) 16 – 8 = _____
27) 2 – 1 = _____
28) 20 – 10 = _____
29) 12 – 6 = _____
30) 2 – 1 = _____
31) 18 – 9 = _____
32) 16 – 8 = _____
33) 8 – 4 = _____
34) 20 – 10 = _____
35) 8 – 4 = _____
36) 4 – 2 = _____
37) 10 – 5 = _____
38) 6 – 3 = _____
39) 16 – 8 = _____
40) 12 – 6 = _____

Missing number

41) ___ + 10 = 20
42) 4 + 4 = _____
43) ___ + 8 = 16
44) ___ + 9 = 18
45) 4 + 4 = _____
46) ___ + 4 = 8
47) 5 + 5 = _____
48) ___ + 5 = 10
49) 1 + ___ = 2
50) 1 + 1 = _____
51) 7 + 7 = _____
52) 8 + ___ = 16
53) 3 + 3 = _____
54) ___ + 2 = 4
55) 8 + 8 = _____
56) ___ + 5 = 10
57) 4 + ___ = 8
58) 6 + ___ = 12
59) ___ + 9 = 18
60) 3 + ___ = 6
61) 6 + 6 = _____
62) 6 + 6 = _____
63) 10 + 10 = _____
64) 2 + ___ = 4
65) ___ + 6 = 12
66) ___ + 5 = 10
67) ___ + 2 = 4
68) ___ + 9 = 18
69) 2 + 2 = _____
70) 3 + ___ = 6
71) 3 + 3 = _____
72) 8 + 8 = _____
73) 7 + 7 = _____
74) 7 + 7 = _____
75) ___ + 2 = 4
76) ___ + 7 = 14
77) 5 + ___ = 10
78) ___ + 9 = 18
79) 5 + ___ = 10
80) 8 + 8 = _____

Addition revision

81) 8 + 8 = _____
82) 2 + 7 = _____
83) 2 + 4 = _____
84) 3 + 5 = _____
85) 1 + 4 = _____
86) 3 + 8 = _____
87) 3 + 7 = _____
88) 7 + 7 = _____
89) 10 + 7 = _____
90) 9 + 9 = _____

Rainbow missing number

91) ___ + 4 = 10
92) ___ + 3 = 10
93) 3 + ___ = 10
94) 2 + 8 = _____
95) ___ + 2 = 10
96) ___ + 6 = 10
97) 0 + ___ = 10
98) 1 + 9 = _____
99) ___ + 5 = 10
100) 9 + ___ = 10

This worksheet is part of the Professor Pete's Classroom eBook "Ten Minutes a Day 1: Addition & Subtraction Revision Worksheets". The recommended teaching sequence is shown in the bar at the top of this sheet. Doubles addition and subtraction number facts are taught using a DOUBLING/HALVING strategy, connecting to everyday situations in which numbers are doubled, or one half of a double is subtracted.

Licensed for unlimited copying by original purchaser only.

Time: **Score:** **(+, –) Double/Halve: 6 [D]**

PROFESSOR PETE'S CLASSROOM

∓	1	2	3	Rnbw	0&10	Dble	Dble+1	9	8	All

Double

1) 2 + 2 = _____
2) 7 + 7 = _____
3) 6 + 6 = _____
4) 9 + 9 = _____
5) 9 + 9 = _____
6) 1 + 1 = _____
7) 8 + 8 = _____
8) 5 + 5 = _____
9) 1 + 1 = _____
10) 6 + 6 = _____
11) 10 + 10 = _____
12) 3 + 3 = _____
13) 7 + 7 = _____
14) 4 + 4 = _____
15) 7 + 7 = _____
16) 6 + 6 = _____
17) 5 + 5 = _____
18) 9 + 9 = _____
19) 0 + 0 = _____
20) 5 + 5 = _____

Halve

21) 20 – 10 = _____
22) 10 – 5 = _____
23) 12 – 6 = _____
24) 8 – 4 = _____
25) 14 – 7 = _____
26) 10 – 5 = _____
27) 2 – 1 = _____
28) 20 – 10 = _____
29) 18 – 9 = _____
30) 4 – 2 = _____
31) 12 – 6 = _____
32) 12 – 6 = _____
33) 18 – 9 = _____
34) 16 – 8 = _____
35) 14 – 7 = _____
36) 2 – 1 = _____
37) 16 – 8 = _____
38) 6 – 3 = _____
39) 8 – 4 = _____
40) 16 – 8 = _____

Missing number

41) ___ + 2 = 4
42) 7 + 7 = _____
43) ___ + 1 = 2
44) ___ + 3 = 6
45) 5 + 5 = _____
46) ___ + 2 = 4
47) 10 + 10 = _____
48) ___ + 9 = 18
49) 2 + ___ = 4
50) 5 + 5 = _____
51) 5 + 5 = _____
52) 4 + ___ = 8
53) 8 + 8 = _____
54) ___ + 7 = 14
55) 7 + 7 = _____
56) ___ + 5 = 10
57) 6 + ___ = 12
58) 6 + ___ = 12
59) ___ + 6 = 12
60) 9 + ___ = 18
61) 6 + 6 = _____
62) 8 + 8 = _____
63) 9 + 9 = _____
64) 3 + ___ = 6
65) ___ + 8 = 16
66) ___ + 5 = 10
67) ___ + 7 = 14
68) ___ + 8 = 16
69) 9 + 9 = _____
70) 4 + ___ = 8
71) 3 + 3 = _____
72) 5 + 5 = _____
73) 1 + 1 = _____
74) 2 + 2 = _____
75) ___ + 4 = 8
76) ___ + 8 = 16
77) 2 + ___ = 4
78) ___ + 4 = 8
79) 10 + ___ = 20
80) 3 + 3 = _____

Addition revision

81) 2 + 4 = _____
82) 8 + 8 = _____
83) 1 + 4 = _____
84) 2 + 7 = _____
85) 3 + 8 = _____
86) 3 + 5 = _____
87) 3 + 7 = _____
88) 9 + 9 = _____
89) 7 + 7 = _____
90) 10 + 7 = _____

Rainbow missing number

91) ___ + 9 = 10
92) ___ + 2 = 10
93) 6 + ___ = 10
94) 3 + 7 = _____
95) ___ + 3 = 10
96) ___ + 1 = 10
97) 5 + ___ = 10
98) 4 + 6 = _____
99) ___ + 8 = 10
100) 0 + ___ = 10

This worksheet is part of the Professor Pete's Classroom eBook "Ten Minutes a Day 1: Addition & Subtraction Revision Worksheets". The recommended teaching sequence is shown in the bar at the top of this sheet. Doubles addition and subtraction number facts are taught using a DOUBLING/HALVING strategy, connecting to everyday situations in which numbers are doubled, or one half of a double is subtracted.

Licensed for unlimited copying by original purchaser only.

Time: **Score:** **(+, –) Doubles +1: 7 [A]**

PROFESSOR PETE'S CLASSROOM

∓	1	2	3	Rnbw	0&10	Dble	Dble+1	9	8	All

Double +1

1) 7 + 7 = _____
2) 7 + 8 = _____
3) 5 + 5 = _____
4) 5 + 6 = _____
5) 8 + 8 = _____
6) 8 + 9 = _____
7) 3 + 3 = _____
8) 3 + 4 = _____
9) 6 + 6 = _____
10) 6 + 7 = _____
11) 8 + 8 = _____
12) 8 + 9 = _____
13) 9 + 9 = _____
14) 9 + 10 = _____
15) 2 + 2 = _____
16) 2 + 3 = _____
17) 4 + 4 = _____
18) 4 + 5 = _____
19) 5 + 5 = _____
20) 5 + 6 = _____

Related to double +1

41) 12 – 6 = _____
42) 13 – 6 = _____
43) 8 – 4 = _____
44) 9 – 4 = _____
45) 14 – 7 = _____
46) 15 – 7 = _____
47) 10 – 5 = _____
48) 11 – 5 = _____
49) 6 – 3 = _____
50) 7 – 3 = _____
51) 8 – 4 = _____
52) 9 – 4 = _____
53) 16 – 8 = _____
54) 17 – 8 = _____
55) 8 – 4 = _____
56) 9 – 4 = _____
57) 10 – 5 = _____
58) 11 – 5 = _____
59) 14 – 7 = _____
60) 15 – 7 = _____

Turn arounds

21) 7 + 7 = _____
22) 8 + 7 = _____
23) 9 + 9 = _____
24) 10 + 9 = _____
25) 6 + 6 = _____
26) 7 + 6 = _____
27) 3 + 3 = _____
28) 4 + 3 = _____
29) 7 + 7 = _____
30) 8 + 7 = _____
31) 8 + 8 = _____
32) 9 + 8 = _____
33) 5 + 5 = _____
34) 6 + 5 = _____
35) 2 + 2 = _____
36) 3 + 2 = _____
37) 6 + 6 = _____
38) 7 + 6 = _____
39) 4 + 4 = _____
40) 5 + 4 = _____

Turn arounds

61) 13 – 6 = _____
62) 13 – 7 = _____
63) 9 – 4 = _____
64) 9 – 5 = _____
65) 15 – 7 = _____
66) 15 – 8 = _____
67) 11 – 5 = _____
68) 11 – 6 = _____
69) 7 – 3 = _____
70) 7 – 4 = _____
71) 9 – 4 = _____
72) 9 – 5 = _____
73) 17 – 8 = _____
74) 17 – 9 = _____
75) 9 – 4 = _____
76) 9 – 5 = _____
77) 11 – 5 = _____
78) 11 – 6 = _____
79) 15 – 7 = _____
80) 15 – 8 = _____

Double +1 missing number

81) 3 + ___ = 5
82) 5 + ___ = 11
83) 5 + ___ = 9
84) 4 + ___ = 9
85) 4 + ___ = 7
86) 6 + ___ = 11
87) 8 + ___ = 15
88) 8 + ___ = 17
89) 7 + ___ = 15
90) 7 + ___ = 13
91) 5 + ___ = 9
92) 4 + 5 = _____
93) ___ + 4 = 7
94) 7 + ___ = 15
95) ___ + 6 = 13
96) ___ + 3 = 7
97) 6 + ___ = 11
98) ___ + 9 = 17
99) 5 + ___ = 11
100) 8 + 7 = _____

This worksheet is part of the Professor Pete's Classroom eBook "Ten Minutes a Day 1: Addition & Subtraction Revision Worksheets". The recommended teaching sequence is shown in the bar at the top of this sheet. Doubles +1 number facts are taught using a THINK OF DOUBLES strategy: once doubles are memorized, any double plus one fact is easily found by counting on one more. Doubles plus one facts are recognized by the pairing of two numbers that are consecutive counting numbers, their sum equalling double the smaller number plus one more.

Licensed for unlimited copying by original purchaser only.

Time: **Score:** **(+, –) Doubles +1: 7 [B]**

PROFESSOR PETE'S CLASSROOM

∓	1	2	3	Rnbw	0&10	Dble	Dble+1	9	8	All

Double +1

1) 8 + 8 = _____
2) 8 + 9 = _____
3) 5 + 5 = _____
4) 5 + 6 = _____
5) 8 + 8 = _____
6) 8 + 9 = _____
7) 3 + 3 = _____
8) 3 + 4 = _____
9) 6 + 6 = _____
10) 6 + 7 = _____
11) 7 + 7 = _____
12) 7 + 8 = _____
13) 9 + 9 = _____
14) 9 + 10 = _____
15) 2 + 2 = _____
16) 2 + 3 = _____
17) 4 + 4 = _____
18) 4 + 5 = _____
19) 5 + 5 = _____
20) 5 + 6 = _____

Related to double +1

41) 8 – 4 = _____
42) 9 – 4 = _____
43) 16 – 8 = _____
44) 17 – 8 = _____
45) 14 – 7 = _____
46) 15 – 7 = _____
47) 10 – 5 = _____
48) 11 – 5 = _____
49) 6 – 3 = _____
50) 7 – 3 = _____
51) 8 – 4 = _____
52) 9 – 4 = _____
53) 16 – 8 = _____
54) 17 – 8 = _____
55) 8 – 4 = _____
56) 9 – 4 = _____
57) 10 – 5 = _____
58) 11 – 5 = _____
59) 14 – 7 = _____
60) 15 – 7 = _____

Turn arounds

21) 8 + 8 = _____
22) 9 + 8 = _____
23) 9 + 9 = _____
24) 10 + 9 = _____
25) 6 + 6 = _____
26) 7 + 6 = _____
27) 3 + 3 = _____
28) 4 + 3 = _____
29) 7 + 7 = _____
30) 8 + 7 = _____
31) 7 + 7 = _____
32) 8 + 7 = _____
33) 5 + 5 = _____
34) 6 + 5 = _____
35) 2 + 2 = _____
36) 3 + 2 = _____
37) 6 + 6 = _____
38) 7 + 6 = _____
39) 4 + 4 = _____
40) 5 + 4 = _____

Turn arounds

61) 13 – 6 = _____
62) 13 – 7 = _____
63) 9 – 4 = _____
64) 9 – 5 = _____
65) 15 – 7 = _____
66) 15 – 8 = _____
67) 11 – 5 = _____
68) 11 – 6 = _____
69) 7 – 3 = _____
70) 7 – 4 = _____
71) 9 – 4 = _____
72) 9 – 5 = _____
73) 17 – 8 = _____
74) 17 – 9 = _____
75) 9 – 4 = _____
76) 9 – 5 = _____
77) 11 – 5 = _____
78) 11 – 6 = _____
79) 15 – 7 = _____
80) 15 – 8 = _____

Double +1 missing number

81) 8 + ___ = 15
82) 3 + ___ = 5
83) 6 + ___ = 11
84) 7 + ___ = 15
85) 5 + ___ = 11
86) 7 + ___ = 13
87) 5 + ___ = 9
88) 4 + ___ = 9
89) 4 + ___ = 7
90) 8 + ___ = 17
91) 4 + ___ = 9
92) 4 + 3 = _____
93) ___ + 5 = 11
94) 7 + ___ = 15
95) ___ + 6 = 11
96) ___ + 4 = 7
97) 8 + ___ = 17
98) ___ + 6 = 13
99) 5 + ___ = 9
100) 8 + 7 = _____

This worksheet is part of the Professor Pete's Classroom eBook "Ten Minutes a Day 1: Addition & Subtraction Revision Worksheets". The recommended teaching sequence is shown in the bar at the top of this sheet. Doubles +1 number facts are taught using a THINK OF DOUBLES strategy: once doubles are memorized, any double plus one fact is easily found by counting on one more. Doubles plus one facts are recognized by the pairing of two numbers that are consecutive counting numbers, their sum equalling double the smaller number plus one more.

Licensed for unlimited copying by original purchaser only.

Time: **Score:** **(+, –) Doubles +1: 7 [C]**

PROFESSOR PETE'S CLASSROOM

∓	1	2	3	Rnbw	0&10	Dble	Dble+1	9	8	All

Double +1

1) 8 + 9 = _____
2) 5 + 6 = _____
3) 5 + 6 = _____
4) 3 + 3 = _____
5) 6 + 7 = _____
6) 2 + 3 = _____
7) 5 + 5 = _____
8) 4 + 5 = _____
9) 8 + 8 = _____
10) 9 + 9 = _____
11) 5 + 5 = _____
12) 9 + 10 = _____
13) 8 + 9 = _____
14) 6 + 6 = _____
15) 7 + 8 = _____
16) 2 + 2 = _____
17) 3 + 4 = _____
18) 8 + 8 = _____
19) 4 + 4 = _____
20) 7 + 7 = _____

Related to double +1

41) 13 – 6 = _____
42) 9 – 4 = _____
43) 16 – 8 = _____
44) 9 – 4 = _____
45) 8 – 4 = _____
46) 10 – 5 = _____
47) 7 – 3 = _____
48) 15 – 7 = _____
49) 11 – 5 = _____
50) 6 – 3 = _____
51) 10 – 5 = _____
52) 11 – 5 = _____
53) 8 – 4 = _____
54) 17 – 8 = _____
55) 15 – 7 = _____
56) 14 – 7 = _____
57) 8 – 4 = _____
58) 14 – 7 = _____
59) 9 – 4 = _____
60) 8 – 4 = _____

Turn arounds

21) 6 + 5 = _____
22) 10 + 9 = _____
23) 6 + 6 = _____
24) 8 + 7 = _____
25) 5 + 4 = _____
26) 2 + 2 = _____
27) 7 + 7 = _____
28) 8 + 7 = _____
29) 7 + 7 = _____
30) 6 + 6 = _____
31) 7 + 6 = _____
32) 5 + 5 = _____
33) 3 + 3 = _____
34) 8 + 8 = _____
35) 7 + 6 = _____
36) 9 + 8 = _____
37) 4 + 4 = _____
38) 4 + 3 = _____
39) 9 + 9 = _____
40) 3 + 2 = _____

Turn arounds

61) 16 – 8 = _____
62) 17 – 9 = _____
63) 9 – 4 = _____
64) 15 – 7 = _____
65) 15 – 7 = _____
66) 14 – 7 = _____
67) 10 – 5 = _____
68) 8 – 4 = _____
69) 6 – 3 = _____
70) 8 – 4 = _____
71) 12 – 6 = _____
72) 10 – 5 = _____
73) 7 – 3 = _____
74) 13 – 6 = _____
75) 11 – 5 = _____
76) 11 – 5 = _____
77) 14 – 7 = _____
78) 9 – 4 = _____
79) 8 – 4 = _____
80) 9 – 4 = _____

Double +1 missing number

81) 3 + ___ = 5
82) 6 + ___ = 11
83) 7 + ___ = 13
84) 5 + ___ = 11
85) 4 + ___ = 9
86) 5 + ___ = 9
87) 4 + ___ = 7
88) 7 + ___ = 15
89) 8 + ___ = 15
90) 8 + ___ = 17
91) 5 + ___ = 11
92) 5 + 4 = _____
93) ___ + 6 = 13
94) 3 + ___ = 7
95) ___ + 3 = 7
96) ___ + 8 = 15
97) 4 + ___ = 9
98) ___ + 5 = 11
99) 8 + ___ = 17
100) 8 + 7 = _____

This worksheet is part of the Professor Pete's Classroom eBook "Ten Minutes a Day 1: Addition & Subtraction Revision Worksheets". The recommended teaching sequence is shown in the bar at the top of this sheet. Doubles +1 number facts are taught using a THINK OF DOUBLES strategy: once doubles are memorized, any double plus one fact is easily found by counting on one more. Doubles plus one facts are recognized by the pairing of two numbers that are consecutive counting numbers, their sum equalling double the smaller number plus one more.

Licensed for unlimited copying by original purchaser only.

Time: **Score:** **(+, –) Doubles +1: 7 [D]**

PROFESSOR PETE'S CLASSROOM

∓	1	2	3	Rnbw	0&10	Dble	Dble+1	9	8	All

Double +1

1) 7 + 7 = _____
2) 6 + 6 = _____
3) 2 + 3 = _____
4) 3 + 3 = _____
5) 7 + 8 = _____
6) 4 + 4 = _____
7) 2 + 2 = _____
8) 8 + 9 = _____
9) 9 + 10 = _____
10) 8 + 8 = _____
11) 8 + 8 = _____
12) 5 + 5 = _____
13) 3 + 4 = _____
14) 4 + 5 = _____
15) 9 + 9 = _____
16) 5 + 6 = _____
17) 5 + 6 = _____
18) 8 + 9 = _____
19) 6 + 7 = _____
20) 5 + 5 = _____

Related to double +1

41) 14 – 7 = _____
42) 17 – 8 = _____
43) 9 – 4 = _____
44) 16 – 8 = _____
45) 9 – 4 = _____
46) 8 – 4 = _____
47) 14 – 7 = _____
48) 11 – 5 = _____
49) 15 – 7 = _____
50) 15 – 7 = _____
51) 10 – 5 = _____
52) 9 – 4 = _____
53) 8 – 4 = _____
54) 7 – 3 = _____
55) 6 – 3 = _____
56) 10 – 5 = _____
57) 13 – 6 = _____
58) 8 – 4 = _____
59) 8 – 4 = _____
60) 11 – 5 = _____

Turn arounds

21) 4 + 4 = _____
22) 8 + 8 = _____
23) 6 + 6 = _____
24) 9 + 9 = _____
25) 2 + 2 = _____
26) 7 + 7 = _____
27) 5 + 5 = _____
28) 3 + 3 = _____
29) 10 + 9 = _____
30) 9 + 8 = _____
31) 4 + 3 = _____
32) 7 + 6 = _____
33) 8 + 7 = _____
34) 6 + 5 = _____
35) 7 + 7 = _____
36) 5 + 4 = _____
37) 7 + 6 = _____
38) 3 + 2 = _____
39) 6 + 6 = _____
40) 8 + 7 = _____

Turn arounds

61) 8 – 4 = _____
62) 10 – 5 = _____
63) 17 – 9 = _____
64) 9 – 4 = _____
65) 7 – 3 = _____
66) 11 – 5 = _____
67) 14 – 7 = _____
68) 8 – 4 = _____
69) 12 – 6 = _____
70) 16 – 8 = _____
71) 15 – 7 = _____
72) 9 – 4 = _____
73) 15 – 7 = _____
74) 14 – 7 = _____
75) 13 – 6 = _____
76) 11 – 5 = _____
77) 10 – 5 = _____
78) 8 – 4 = _____
79) 9 – 4 = _____
80) 6 – 3 = _____

Double +1 missing number

81) 7 + ___ = 15
82) 6 + ___ = 11
83) 5 + ___ = 9
84) 8 + ___ = 17
85) 4 + ___ = 9
86) 4 + ___ = 7
87) 8 + ___ = 15
88) 7 + ___ = 13
89) 3 + ___ = 5
90) 5 + ___ = 11
91) 7 + ___ = 13
92) 3 + 4 = _____
93) ___ + 5 = 9
94) 8 + ___ = 15
95) ___ + 3 = 7
96) ___ + 4 = 9
97) 5 + ___ = 11
98) ___ + 8 = 15
99) 8 + ___ = 17
100) 6 + 5 = _____

This worksheet is part of the Professor Pete's Classroom eBook "Ten Minutes a Day 1: Addition & Subtraction Revision Worksheets". The recommended teaching sequence is shown in the bar at the top of this sheet. Doubles +1 number facts are taught using a THINK OF DOUBLES strategy: once doubles are memorized, any double plus one fact is easily found by counting on one more. Doubles plus one facts are recognized by the pairing of two numbers that are consecutive counting numbers, their sum equalling double the smaller number plus one more.

Licensed for unlimited copying by original purchaser only.

Time: **Score:** **+9, –9 Near 10: 8 [A]**

PROFESSOR PETE'S CLASSROOM

∓	1	2	3	Rnbw	0&10	Dble	Dble+1	9	8	All

+9 (near 10)

1) 4 + 10 = _____
2) 4 + 9 = _____
3) 6 + 10 = _____
4) 6 + 9 = _____
5) 3 + 10 = _____
6) 3 + 9 = _____
7) 5 + 10 = _____
8) 5 + 9 = _____
9) 8 + 10 = _____
10) 8 + 9 = _____
11) 7 + 10 = _____
12) 7 + 9 = _____
13) 4 + 9 = _____
14) 8 + 9 = _____
15) 9 + 9 = _____
16) 0 + 9 = _____
17) 7 + 9 = _____
18) 2 + 9 = _____
19) 6 + 9 = _____
20) 5 + 9 = _____

–9 (near 10)

41) 16 – 10 = _____
42) 16 – 9 = _____
43) 13 – 10 = _____
44) 13 – 9 = _____
45) 15 – 10 = _____
46) 15 – 9 = _____
47) 17 – 10 = _____
48) 17 – 9 = _____
49) 14 – 10 = _____
50) 14 – 9 = _____
51) 18 – 10 = _____
52) 18 – 9 = _____
53) 15 – 9 = _____
54) 12 – 9 = _____
55) 14 – 9 = _____
56) 17 – 9 = _____
57) 16 – 9 = _____
58) 12 – 9 = _____
59) 13 – 9 = _____
60) 11 – 9 = _____

+9 Turn arounds

21) 10 + 5 = _____
22) 9 + 5 = _____
23) 10 + 4 = _____
24) 9 + 4 = _____
25) 10 + 8 = _____
26) 9 + 8 = _____
27) 10 + 6 = _____
28) 9 + 6 = _____
29) 10 + 7 = _____
30) 9 + 7 = _____
31) 9 + 7 = _____
32) 9 + 2 = _____
33) 9 + 5 = _____
34) 9 + 4 = _____
35) 9 + 6 = _____
36) 9 + 9 = _____
37) 9 + 8 = _____
38) 9 + 1 = _____
39) 9 + 0 = _____
40) 9 + 3 = _____

Difference of 9

61) 12 – 2 = _____
62) 12 – 3 = _____
63) 15 – 5 = _____
64) 15 – 6 = _____
65) 14 – 4 = _____
66) 14 – 5 = _____
67) 13 – 3 = _____
68) 13 – 4 = _____
69) 16 – 6 = _____
70) 16 – 7 = _____
71) 17 – 7 = _____
72) 17 – 8 = _____
73) 16 – 7 = _____
74) 15 – 6 = _____
75) 12 – 3 = _____
76) 15 – 9 = _____
77) 14 – 5 = _____
78) 13 – 4 = _____
79) 17 – 8 = _____
80) 14 – 9 = _____

+9 missing number

81) ___ + 7 = 16
82) ___ + 5 = 14
83) ___ + 4 = 13
84) ___ + 2 = 11
85) 9 + 3 = _____
86) 9 + 8 = _____
87) ___ + 9 = 18
88) ___ + 6 = 15
89) 9 + 10 = _____
90) 9 + 4 = _____
91) ___ + 9 = 17
92) 6 + 9 = _____
93) ___ + 9 = 13
94) ___ + 9 = 12
95) ___ + 9 = 9
96) 5 + ___ = 14
97) ___ + 9 = 16
98) 1 + ___ = 10
99) 10 + ___ = 19
100) 9 + 9 = _____

This worksheet is part of the Professor Pete's Classroom eBook "Ten Minutes a Day 1: Addition & Subtraction Revision Worksheets".
The recommended teaching sequence is shown in the bar at the top of this sheet. Plus 9 number facts are taught using a NEAR TEN strategy: encourage students to think of adding ten, then subtracting one. Take 9 facts are similar, encourage students to think of taking ten, then adding one. The difference of 9 requires students to think of taking the ones from the teen number, then taking one more. Ten frames are excellent for explaining these facts.

Licensed for unlimited copying by original purchaser only.

Time: **Score:** **+9, –9 Near 10: 8 [B]**

PROFESSOR PETE'S CLASSROOM

∓	1	2	3	Rnbw	0&10	Dble	Dble+1	9	8	All

+9 (near 10)

1) 7 + 10 = _____
2) 7 + 9 = _____
3) 6 + 10 = _____
4) 6 + 9 = _____
5) 3 + 10 = _____
6) 3 + 9 = _____
7) 5 + 10 = _____
8) 5 + 9 = _____
9) 8 + 10 = _____
10) 8 + 9 = _____
11) 4 + 10 = _____
12) 4 + 9 = _____
13) 4 + 9 = _____
14) 8 + 9 = _____
15) 9 + 9 = _____
16) 0 + 9 = _____
17) 7 + 9 = _____
18) 2 + 9 = _____
19) 6 + 9 = _____
20) 5 + 9 = _____

–9 (near 10)

41) 18 – 10 = _____
42) 18 – 9 = _____
43) 13 – 10 = _____
44) 13 – 9 = _____
45) 15 – 10 = _____
46) 15 – 9 = _____
47) 17 – 10 = _____
48) 17 – 9 = _____
49) 14 – 10 = _____
50) 14 – 9 = _____
51) 16 – 10 = _____
52) 16 – 9 = _____
53) 15 – 9 = _____
54) 12 – 9 = _____
55) 14 – 9 = _____
56) 17 – 9 = _____
57) 16 – 9 = _____
58) 12 – 9 = _____
59) 13 – 9 = _____
60) 11 – 9 = _____

+9 Turn arounds

21) 10 + 4 = _____
22) 9 + 4 = _____
23) 10 + 5 = _____
24) 9 + 5 = _____
25) 10 + 8 = _____
26) 9 + 8 = _____
27) 10 + 6 = _____
28) 9 + 6 = _____
29) 10 + 7 = _____
30) 9 + 7 = _____
31) 9 + 2 = _____
32) 9 + 6 = _____
33) 9 + 5 = _____
34) 9 + 4 = _____
35) 9 + 6 = _____
36) 9 + 9 = _____
37) 9 + 8 = _____
38) 9 + 1 = _____
39) 9 + 0 = _____
40) 9 + 3 = _____

Difference of 9

61) 17 – 7 = _____
62) 17 – 8 = _____
63) 15 – 5 = _____
64) 15 – 6 = _____
65) 14 – 4 = _____
66) 14 – 5 = _____
67) 13 – 3 = _____
68) 13 – 4 = _____
69) 16 – 6 = _____
70) 16 – 7 = _____
71) 12 – 2 = _____
72) 12 – 3 = _____
73) 16 – 7 = _____
74) 15 – 6 = _____
75) 12 – 3 = _____
76) 15 – 9 = _____
77) 14 – 5 = _____
78) 13 – 4 = _____
79) 17 – 8 = _____
80) 14 – 9 = _____

+9 revision

81) ___ + 5 = 14
82) ___ + 8 = 17
83) ___ + 10 = 19
84) ___ + 9 = 18
85) 9 + 3 = _____
86) 9 + 4 = _____
87) ___ + 6 = 15
88) ___ + 7 = 16
89) 9 + 2 = _____
90) 9 + 4 = _____
91) ___ + 9 = 19
92) 3 + 9 = _____
93) ___ + 9 = 13
94) ___ + 9 = 14
95) ___ + 9 = 18
96) 8 + ___ = 17
97) ___ + 9 = 16
98) 1 + ___ = 10
99) 0 + ___ = 9
100) 6 + 9 = _____

This worksheet is part of the Professor Pete's Classroom eBooks "Ten Minutes a Day 1: Addition & Subtraction Revision Worksheets". The recommended teaching sequence is shown in the bar at the top of this sheet. Plus 9 number facts are taught using a NEAR TEN strategy: encourage students to think of adding ten, then subtracting one. Take 9 facts are similar, encourage students to think of taking ten, then adding one. The difference of 9 requires students to think of taking the ones from the teen number, then taking one more. Ten frames are excellent for explaining these facts.

Licensed for unlimited copying by original purchaser only.

Time: **Score:** **+9, –9 Near 10: 8 [C]**

PROFESSOR PETE'S CLASSROOM

∓	1	2	3	Rnbw	0&10	Dble	Dble+1	9	8	All

+9

1) 3 + 9 = _____
2) 4 + 9 = _____
3) 6 + 9 = _____
4) 8 + 9 = _____
5) 2 + 9 = _____
6) 10 + 9 = _____
7) 0 + 9 = _____
8) 7 + 9 = _____
9) 0 + 9 = _____
10) 1 + 9 = _____
11) 5 + 9 = _____
12) 1 + 9 = _____
13) 7 + 9 = _____
14) 0 + 9 = _____
15) 9 + 9 = _____
16) 3 + 9 = _____
17) 7 + 9 = _____
18) 3 + 9 = _____
19) 8 + 9 = _____
20) 3 + 9 = _____

+9 Turn arounds

21) 9 + 4 = _____
22) 9 + 2 = _____
23) 9 + 9 = _____
24) 9 + 10 = _____
25) 9 + 6 = _____
26) 9 + 0 = _____
27) 9 + 1 = _____
28) 9 + 4 = _____
29) 9 + 10 = _____
30) 9 + 4 = _____
31) 9 + 1 = _____
32) 9 + 8 = _____
33) 9 + 7 = _____
34) 9 + 3 = _____
35) 9 + 5 = _____
36) 9 + 4 = _____
37) 9 + 4 = _____
38) 9 + 4 = _____
39) 9 + 2 = _____
40) 9 + 2 = _____

Difference of 9, –9

41) 12 – 3 = _____
42) 16 – 9 = _____
43) 16 – 7 = _____
44) 13 – 9 = _____
45) 10 – 9 = _____
46) 11 – 2 = _____
47) 14 – 9 = _____
48) 15 – 6 = _____
49) 14 – 5 = _____
50) 13 – 4 = _____
51) 12 – 9 = _____
52) 13 – 4 = _____
53) 16 – 7 = _____
54) 9 – 9 = _____
55) 10 – 9 = _____
56) 18 – 9 = _____
57) 9 – 9 = _____
58) 16 – 7 = _____
59) 17 – 8 = _____
60) 9 – 9 = _____
61) 17 – 8 = _____
62) 12 – 9 = _____
63) 10 – 1 = _____
64) 15 – 6 = _____
65) 13 – 9 = _____
66) 13 – 4 = _____
67) 16 – 7 = _____
68) 16 – 9 = _____
69) 16 – 9 = _____
70) 17 – 8 = _____
71) 14 – 5 = _____
72) 11 – 9 = _____
73) 15 – 6 = _____
74) 15 – 9 = _____
75) 10 – 1 = _____
76) 14 – 5 = _____
77) 13 – 9 = _____
78) 11 – 9 = _____
79) 18 – 9 = _____
80) 13 – 9 = _____

Missing number revision

81) 2 + 7 = _____
82) 4 + 3 = _____
83) ___ + 2 = 10
84) 3 + ___ = 12
85) 6 + ___ = 8
86) ___ + 2 = 7
87) 7 + ___ = 12
88) ___ + 8 = 11
89) ___ + 6 = 12
90) 8 + 8 = _____
91) 0 + 9 = _____
92) 10 + 7 = _____
93) 6 + 6 = _____
94) 1 + ___ = 9
95) ___ + 3 = 7
96) ___ + 4 = 9
97) ___ + 8 = 18
98) 6 + 6 = _____
99) 1 + ___ = 7
100) 1 + 4 = _____

This worksheet is part of the Professor Pete's Classroom eBook "Ten Minutes a Day 1: Addition & Subtraction Revision Worksheets".
The recommended teaching sequence is shown in the bar at the top of this sheet. Plus 9 number facts are taught using a NEAR TEN strategy: encourage students to think of adding ten, then subtracting one. Minus 9 facts are similar, encourage students to think of taking ten, then adding one. The difference of 9 requires students to think of taking the ones from the teen number, then taking one more. Ten frames are excellent for explaining these facts.

Licensed for unlimited copying by original purchaser only.

Time: **Score:** **+9, –9 Near 10: 8 [D]**

PROFESSOR PETE'S CLASSROOM

∓	1	2	3	Rnbw	0&10	Dble	Dble+1	9	8	All

+9

1) 8 + 9 = _____
2) 3 + 9 = _____
3) 1 + 9 = _____
4) 8 + 9 = _____
5) 7 + 9 = _____
6) 7 + 9 = _____
7) 0 + 9 = _____
8) 3 + 9 = _____
9) 6 + 9 = _____
10) 9 + 9 = _____
11) 7 + 9 = _____
12) 4 + 9 = _____
13) 3 + 9 = _____
14) 2 + 9 = _____
15) 0 + 9 = _____
16) 0 + 9 = _____
17) 1 + 9 = _____
18) 5 + 9 = _____
19) 3 + 9 = _____
20) 10 + 9 = _____

+9 Turn arounds

21) 9 + 5 = _____
22) 9 + 10 = _____
23) 9 + 4 = _____
24) 9 + 2 = _____
25) 9 + 0 = _____
26) 9 + 3 = _____
27) 9 + 9 = _____
28) 9 + 2 = _____
29) 9 + 4 = _____
30) 9 + 4 = _____
31) 9 + 4 = _____
32) 9 + 6 = _____
33) 9 + 7 = _____
34) 9 + 10 = _____
35) 9 + 2 = _____
36) 9 + 1 = _____
37) 9 + 4 = _____
38) 9 + 1 = _____
39) 9 + 8 = _____
40) 9 + 4 = _____

Difference of 9, –9

41) 15 – 6 = _____
42) 16 – 9 = _____
43) 15 – 6 = _____
44) 11 – 9 = _____
45) 15 – 9 = _____
46) 13 – 9 = _____
47) 12 – 3 = _____
48) 9 – 9 = _____
49) 15 – 6 = _____
50) 13 – 4 = _____
51) 10 – 9 = _____
52) 11 – 9 = _____
53) 18 – 9 = _____
54) 16 – 9 = _____
55) 16 – 7 = _____
56) 10 – 1 = _____
57) 16 – 7 = _____
58) 13 – 9 = _____
59) 14 – 5 = _____
60) 18 – 9 = _____
61) 16 – 7 = _____
62) 13 – 4 = _____
63) 16 – 9 = _____
64) 13 – 4 = _____
65) 9 – 9 = _____
66) 14 – 5 = _____
67) 9 – 9 = _____
68) 12 – 9 = _____
69) 17 – 8 = _____
70) 14 – 5 = _____
71) 10 – 1 = _____
72) 17 – 8 = _____
73) 17 – 8 = _____
74) 14 – 9 = _____
75) 13 – 9 = _____
76) 11 – 2 = _____
77) 13 – 9 = _____
78) 10 – 9 = _____
79) 12 – 9 = _____
80) 16 – 7 = _____

Missing number revision

81) 6 + ___ = 14
82) 7 + ___ = 10
83) 5 + 5 = _____
84) 5 + ___ = 8
85) 6 + ___ = 8
86) ___ + 4 = 8
87) ___ + 4 = 7
88) ___ + 9 = 17
89) 7 + 5 = _____
90) ___ + 6 = 10
91) 5 + 6 = _____
92) ___ + 7 = 10
93) 10 + ___ = 14
94) 1 + ___ = 5
95) ___ + 2 = 11
96) 8 + 6 = _____
97) ___ + 6 = 9
98) 0 + 5 = _____
99) 2 + 6 = _____
100) ___ + 3 = 7

This worksheet is part of the Professor Pete's Classroom eBook "Ten Minutes a Day 1: Addition & Subtraction Revision Worksheets".
The recommended teaching sequence is shown in the bar at the top of this sheet. Plus 9 number facts are taught using a NEAR TEN strategy: encourage students to think of adding ten, then subtracting one. Minus 9 facts are similar, encourage students to think of taking ten, then adding one. The difference of 9 requires students to think of taking the ones from the teen number, then taking one more. Ten frames are excellent for explaining these facts.

Licensed for unlimited copying by original purchaser only.

Time: **Score:** **+8, –8 Near 10: 9 [A]**

PROFESSOR PETE'S CLASSROOM

∓	1	2	3	Rnbw	0&10	Dble	Dble+1	9	8	All

+8 (near 10)

1) 4 + 10 = _____
2) 4 + 8 = _____
3) 9 + 10 = _____
4) 9 + 8 = _____
5) 5 + 10 = _____
6) 5 + 8 = _____
7) 6 + 10 = _____
8) 6 + 8 = _____
9) 7 + 10 = _____
10) 7 + 8 = _____
11) 8 + 10 = _____
12) 8 + 8 = _____
13) 3 + 10 = _____
14) 3 + 8 = _____
15) 5 + 8 = _____
16) 4 + 8 = _____
17) 3 + 8 = _____
18) 2 + 8 = _____
19) 7 + 8 = _____
20) 6 + 8 = _____

Difference of 8

41) 12 – 2 = _____
42) 12 – 4 = _____
43) 17 – 7 = _____
44) 17 – 9 = _____
45) 14 – 4 = _____
46) 14 – 6 = _____
47) 13 – 3 = _____
48) 13 – 5 = _____
49) 16 – 6 = _____
50) 16 – 8 = _____
51) 15 – 5 = _____
52) 15 – 7 = _____
53) 11 – 3 = _____
54) 14 – 6 = _____
55) 10 – 8 = _____
56) 8 – 0 = _____
57) 13 – 5 = _____
58) 14 – 6 = _____
59) 12 – 8 = _____
60) 13 – 5 = _____

Turn arounds

21) 10 + 3 = _____
22) 8 + 3 = _____
23) 10 + 8 = _____
24) 8 + 8 = _____
25) 10 + 6 = _____
26) 8 + 6 = _____
27) 10 + 7 = _____
28) 8 + 7 = _____
29) 10 + 5 = _____
30) 8 + 5 = _____
31) 10 + 4 = _____
32) 8 + 4 = _____
33) 10 + 1 = _____
34) 8 + 3 = _____
35) 8 + 4 = _____
36) 8 + 2 = _____
37) 8 + 6 = _____
38) 8 + 7 = _____
39) 8 + 0 = _____
40) 8 + 5 = _____

Difference of 8, –8

61) 10 – 8 = _____
62) 11 – 8 = _____
63) 14 – 6 = _____
64) 10 – 8 = _____
65) 12 – 4 = _____
66) 13 – 5 = _____
67) 8 – 8 = _____
68) 13 – 5 = _____
69) 12 – 4 = _____
70) 15 – 7 = _____
71) 16 – 8 = _____
72) 13 – 8 = _____
73) 17 – 9 = _____
74) 16 – 8 = _____
75) 18 – 8 = _____
76) 12 – 8 = _____
77) 10 – 8 = _____
78) 14 – 8 = _____
79) 15 – 7 = _____
80) 11 – 8 = _____

+8 missing number

81) 8 + 9 = _____
82) 8 + 3 = _____
83) ____ + 10 = 18
84) ____ + 5 = 13
85) 8 + ____ = 16
86) ____ + 4 = 12
87) 8 + ____ = 16
88) 8 + 2 = _____
89) ____ + 6 = 14
90) 8 + ____ = 15
91) ____ + 8 = 12
92) 6 + 8 = _____
93) ____ + 8 = 15
94) ____ + 8 = 18
95) ____ + 8 = 13
96) 1 + ____ = 9
97) ____ + 8 = 17
98) 3 + ____ = 11
99) 2 + ____ = 10
100) 8 + 8 = _____

This worksheet is part of the Professor Pete's Classroom eBook "Ten Minutes a Day 1: Addition & Subtraction Revision Worksheets".
The recommended teaching sequence is shown in the bar at the top of this sheet. Plus 8 number facts are taught using a NEAR TEN strategy: encourage students to think of adding ten, then subtracting two. Minus 8 facts are similar, encourage students to think of taking ten, then adding two. The difference of 8 requires students to think of taking the ones from the teen number, then taking two more. Ten frames are excellent for explaining these facts.

Licensed for unlimited copying by original purchaser only.

Time: **Score:** **+8, –8 Near 10: 9 [B]**

PROFESSOR PETE'S CLASSROOM

∓	1	2	3	Rnbw	0&10	Dble	Dble+1	9	8	All

+8 (near 10)

1) 8 + 10 = _____
2) 8 + 8 = _____
3) 9 + 10 = _____
4) 9 + 8 = _____
5) 5 + 10 = _____
6) 5 + 8 = _____
7) 6 + 10 = _____
8) 6 + 8 = _____
9) 7 + 10 = _____
10) 7 + 8 = _____
11) 4 + 10 = _____
12) 4 + 8 = _____
13) 3 + 10 = _____
14) 3 + 8 = _____
15) 5 + 8 = _____
16) 4 + 8 = _____
17) 3 + 8 = _____
18) 2 + 8 = _____
19) 7 + 8 = _____
20) 6 + 8 = _____

Difference of 8

41) 15 – 5 = _____
42) 15 – 7 = _____
43) 17 – 7 = _____
44) 17 – 9 = _____
45) 14 – 4 = _____
46) 14 – 6 = _____
47) 13 – 3 = _____
48) 13 – 5 = _____
49) 16 – 6 = _____
50) 16 – 8 = _____
51) 12 – 2 = _____
52) 12 – 4 = _____
53) 11 – 3 = _____
54) 14 – 6 = _____
55) 10 – 8 = _____
56) 8 – 0 = _____
57) 13 – 5 = _____
58) 14 – 6 = _____
59) 12 – 8 = _____
60) 13 – 5 = _____

Turn arounds

21) 10 + 4 = _____
22) 8 + 4 = _____
23) 10 + 8 = _____
24) 8 + 8 = _____
25) 10 + 6 = _____
26) 8 + 6 = _____
27) 10 + 7 = _____
28) 8 + 7 = _____
29) 10 + 5 = _____
30) 8 + 5 = _____
31) 10 + 3 = _____
32) 8 + 3 = _____
33) 10 + 1 = _____
34) 8 + 7 = _____
35) 8 + 4 = _____
36) 8 + 6 = _____
37) 8 + 9 = _____
38) 8 + 8 = _____
39) 8 + 0 = _____
40) 8 + 9 = _____

Difference of 8, –8

61) 16 – 8 = _____
62) 11 – 8 = _____
63) 18 – 8 = _____
64) 11 – 8 = _____
65) 8 – 8 = _____
66) 12 – 4 = _____
67) 14 – 8 = _____
68) 17 – 9 = _____
69) 16 – 8 = _____
70) 15 – 7 = _____
71) 13 – 8 = _____
72) 12 – 4 = _____
73) 10 – 8 = _____
74) 12 – 8 = _____
75) 10 – 8 = _____
76) 13 – 5 = _____
77) 13 – 5 = _____
78) 10 – 8 = _____
79) 15 – 7 = _____
80) 14 – 6 = _____

+8 missing number

81) 8 + 4 = _____
82) 8 + 8 = _____
83) ___ + 10 = 18
84) ___ + 7 = 15
85) 8 + ___ = 10
86) ___ + 9 = 17
87) 8 + ___ = 13
88) 8 + 3 = _____
89) ___ + 6 = 14
90) 8 + ___ = 16
91) ___ + 8 = 18
92) 2 + 8 = _____
93) ___ + 8 = 11
94) ___ + 8 = 16
95) ___ + 8 = 14
96) 7 + ___ = 15
97) ___ + 8 = 17
98) 4 + ___ = 12
99) 5 + ___ = 13
100) 1 + 8 = _____

This worksheet is part of the Professor Pete's Classroom eBook "Ten Minutes a Day 1: Addition & Subtraction Revision Worksheets".
The recommended teaching sequence is shown in the bar at the top of this sheet. Plus 8 number facts are taught using a NEAR TEN strategy: encourage students to think of adding ten, then subtracting two. Minus 8 facts are similar, encourage students to think of taking ten, then adding two. The difference of 8 requires students to think of taking the ones from the teen number, then taking two more. Ten frames are excellent for explaining these facts.

Licensed for unlimited copying by original purchaser only.

Time: **Score:** **+8, –8 Near 10: 9 [C]**

PROFESSOR PETE'S CLASSROOM

∓	1	2	3	Rnbw	0&10	Dble	Dble+1	9	8	All

+8 (near 10)

1) 8 + 8 = _____
2) 10 + 8 = _____
3) 9 + 8 = _____
4) 0 + 8 = _____
5) 2 + 8 = _____
6) 7 + 8 = _____
7) 2 + 8 = _____
8) 7 + 8 = _____
9) 8 + 8 = _____
10) 1 + 8 = _____
11) 6 + 8 = _____
12) 5 + 8 = _____
13) 3 + 8 = _____
14) 4 + 8 = _____
15) 1 + 8 = _____
16) 0 + 8 = _____
17) 2 + 8 = _____
18) 7 + 8 = _____
19) 4 + 8 = _____
20) 3 + 8 = _____

Turn arounds

21) 8 + 3 = _____
22) 8 + 7 = _____
23) 8 + 8 = _____
24) 8 + 1 = _____
25) 8 + 2 = _____
26) 8 + 6 = _____
27) 8 + 3 = _____
28) 8 + 6 = _____
29) 8 + 3 = _____
30) 8 + 7 = _____
31) 8 + 5 = _____
32) 8 + 6 = _____
33) 8 + 4 = _____
34) 8 + 9 = _____
35) 8 + 5 = _____
36) 8 + 6 = _____
37) 8 + 9 = _____
38) 8 + 5 = _____
39) 8 + 3 = _____
40) 8 + 5 = _____

Difference of 8, –8

41) 14 – 8 = _____
42) 18 – 10 = _____
43) 11 – 8 = _____
44) 12 – 4 = _____
45) 9 – 1 = _____
46) 10 – 8 = _____
47) 16 – 8 = _____
48) 17 – 9 = _____
49) 9 – 8 = _____
50) 10 – 2 = _____
51) 8 – 8 = _____
52) 11 – 3 = _____
53) 15 – 7 = _____
54) 8 – 0 = _____
55) 10 – 2 = _____
56) 11 – 8 = _____
57) 13 – 5 = _____
58) 15 – 8 = _____
59) 8 – 8 = _____
60) 12 – 4 = _____
61) 8 – 8 = _____
62) 15 – 7 = _____
63) 16 – 8 = _____
64) 13 – 5 = _____
65) 17 – 9 = _____
66) 15 – 8 = _____
67) 16 – 8 = _____
68) 12 – 4 = _____
69) 13 – 5 = _____
70) 10 – 8 = _____
71) 10 – 2 = _____
72) 14 – 8 = _____
73) 13 – 5 = _____
74) 14 – 8 = _____
75) 12 – 4 = _____
76) 12 – 8 = _____
77) 11 – 3 = _____
78) 13 – 5 = _____
79) 17 – 8 = _____
80) 9 – 8 = _____

Missing number revision

81) 6 + 9 = _____
82) 4 + ___ = 9
83) 5 + ___ = 13
84) ___ + 8 = 11
85) 9 + ___ = 15
86) 5 + 3 = _____
87) 7 + 3 = _____
88) ___ + 7 = 11
89) ___ + 7 = 14
90) 5 + ___ = 9
91) 5 + ___ = 10
92) 8 + ___ = 15
93) 3 + ___ = 10
94) 9 + 5 = _____
95) 5 + ___ = 13
96) 10 + ___ = 17
97) ___ + 7 = 14
98) 8 + 5 = _____
99) ___ + 6 = 9
100) 6 + 7 = _____

This worksheet is part of the Professor Pete's Classroom eBook "Ten Minutes a Day 1: Addition & Subtraction Revision Worksheets".
The recommended teaching sequence is shown in the bar at the top of this sheet. Plus 8 number facts are taught using a NEAR TEN strategy: encourage students to think of adding ten, then subtracting two. Minus 8 facts are similar, encourage students to think of taking ten, then adding two. The difference of 8 requires students to think of taking the ones from the teen number, then taking two more. Ten frames are excellent for explaining these facts.

Licensed for unlimited copying by original purchaser only.

Time: **Score:** **+8, –8 Near 10: 9 [D]**

PROFESSOR PETE'S CLASSROOM

∓ 1 2 3 Rnbw 0&10 Dble Dble+1 9 **8** All

+8 (near 10)

1) 2 + 8 = _____
2) 0 + 8 = _____
3) 8 + 8 = _____
4) 6 + 8 = _____
5) 5 + 8 = _____
6) 7 + 8 = _____
7) 1 + 8 = _____
8) 9 + 8 = _____
9) 3 + 8 = _____
10) 7 + 8 = _____
11) 8 + 8 = _____
12) 10 + 8 = _____
13) 4 + 8 = _____
14) 3 + 8 = _____
15) 2 + 8 = _____
16) 2 + 8 = _____
17) 7 + 8 = _____
18) 1 + 8 = _____
19) 0 + 8 = _____
20) 4 + 8 = _____

Turn arounds

21) 8 + 7 = _____
22) 8 + 5 = _____
23) 8 + 6 = _____
24) 8 + 9 = _____
25) 8 + 3 = _____
26) 8 + 1 = _____
27) 8 + 3 = _____
28) 8 + 2 = _____
29) 8 + 5 = _____
30) 8 + 6 = _____
31) 8 + 6 = _____
32) 8 + 3 = _____
33) 8 + 7 = _____
34) 8 + 5 = _____
35) 8 + 4 = _____
36) 8 + 8 = _____
37) 8 + 3 = _____
38) 8 + 6 = _____
39) 8 + 5 = _____
40) 8 + 9 = _____

Difference of 8, –8

41) 12 – 4 = _____
42) 16 – 8 = _____
43) 10 – 8 = _____
44) 16 – 8 = _____
45) 9 – 8 = _____
46) 10 – 2 = _____
47) 15 – 7 = _____
48) 15 – 8 = _____
49) 14 – 8 = _____
50) 8 – 0 = _____
51) 12 – 4 = _____
52) 14 – 8 = _____
53) 10 – 8 = _____
54) 11 – 3 = _____
55) 13 – 5 = _____
56) 8 – 8 = _____
57) 11 – 8 = _____
58) 12 – 8 = _____
59) 12 – 4 = _____
60) 16 – 8 = _____
61) 9 – 8 = _____
62) 10 – 2 = _____
63) 17 – 9 = _____
64) 11 – 8 = _____
65) 10 – 2 = _____
66) 17 – 8 = _____
67) 12 – 4 = _____
68) 17 – 8 = _____
69) 9 – 1 = _____
70) 13 – 5 = _____
71) 15 – 7 = _____
72) 13 – 8 = _____
73) 13 – 5 = _____
74) 17 – 8 = _____
75) 11 – 8 = _____
76) 15 – 8 = _____
77) 13 – 5 = _____
78) 8 – 8 = _____
79) 14 – 8 = _____
80) 8 – 8 = _____

Missing number revision

81) 9 + 7 = _____
82) ___ + 2 = 8
83) 6 + 9 = _____
84) ___ + 6 = 12
85) 6 + 5 = _____
86) 5 + ___ = 14
87) ___ + 3 = 12
88) ___ + 5 = 14
89) 7 + ___ = 16
90) ___ + 6 = 13
91) 9 + ___ = 15
92) 3 + 5 = _____
93) 5 + 8 = _____
94) 8 + 7 = _____
95) ___ + 9 = 14
96) 8 + ___ = 17
97) ___ + 8 = 15
98) ___ + 7 = 16
99) ___ + 4 = 12
100) 4 + ___ = 8

This worksheet is part of the Professor Pete's Classroom eBook "Ten Minutes a Day 1: Addition & Subtraction Revision Worksheets".
The recommended teaching sequence is shown in the bar at the top of this sheet. Plus 8 number facts are taught using a NEAR TEN strategy: encourage students to think of adding ten, then subtracting two. Minus 8 facts are similar, encourage students to think of taking ten, then adding two. The difference of 8 requires students to think of taking the ones from the teen number, then taking two more. Ten frames are excellent for explaining these facts.

Licensed for unlimited copying by original purchaser only.

Time: **Score:** **+, – Remaining Facts: 10 [A]**

PROFESSOR PETE'S CLASSROOM

∓	1	2	3	Rnbw	0&10	Dble	Dble+1	9	8	All

Remaining addition facts (4+7) (5+7)

1) 5 + 7 = _____
2) 7 + 5 = _____
3) 5 + 7 = _____
4) 7 + 4 = _____
5) 4 + 7 = _____
6) 7 + 4 = _____
7) 5 + 7 = _____
8) 4 + 7 = _____
9) 7 + 5 = _____
10) 7 + 4 = _____

Related remaining subtraction facts

11) 11 – 5 = _____
12) 11 – 4 = _____
13) 12 – 5 = _____
14) 11 – 7 = _____
15) 11 – 7 = _____
16) 12 – 7 = _____
17) 12 – 7 = _____
18) 12 – 4 = _____
19) 11 – 7 = _____
20) 11 – 7 = _____

Missing number

21) ___ + 8 = 11
22) ___ + 2 = 6
23) ___ + 4 = 11
24) ___ + 7 = 15
25) 8 + 6 = _____
26) 6 + ___ = 13
27) 9 + 4 = _____
28) 9 + 8 = _____
29) 4 + ___ = 9
30) 5 + 10 = _____
31) ___ + 5 = 12
32) 4 + ___ = 12
33) 4 + ___ = 10
34) 9 + 2 = _____
35) ___ + 2 = 9
36) 3 + 5 = _____
37) ___ + 8 = 15
38) ___ + 9 = 18
39) 7 + 9 = _____
40) 9 + 7 = _____
41) 4 + 3 = _____
42) 5 + ___ = 11
43) 8 + ___ = 10
44) 3 + ___ = 12
45) 7 + 7 = _____
46) ___ + 3 = 10
47) 6 + 6 = _____
48) 8 + ___ = 16
49) 5 + ___ = 9
50) ___ + 4 = 7

Addition revision

51) 5 + 4 = _____
52) 9 + 4 = _____
53) 9 + 7 = _____
54) 3 + 5 = _____
55) 4 + 9 = _____
56) 3 + 6 = _____
57) 8 + 4 = _____
58) 8 + 5 = _____
59) 3 + 4 = _____
60) 5 + 6 = _____
61) 6 + 5 = _____
62) 7 + 5 = _____
63) 4 + 8 = _____
64) 5 + 5 = _____
65) 3 + 8 = _____
66) 7 + 6 = _____
67) 4 + 4 = _____
68) 9 + 5 = _____
69) 2 + 8 = _____
70) 8 + 9 = _____
71) 6 + 6 = _____
72) 6 + 4 = _____
73) 9 + 6 = _____
74) 2 + 7 = _____
75) 6 + 7 = _____
76) 5 + 9 = _____
77) 3 + 9 = _____
78) 2 + 5 = _____
79) 9 + 9 = _____
80) 6 + 9 = _____

Subtraction revision

81) 6 – 4 = _____
82) 11 – 5 = _____
83) 17 – 8 = _____
84) 16 – 7 = _____
85) 7 – 2 = _____
86) 15 – 9 = _____
87) 9 – 3 = _____
88) 10 – 3 = _____
89) 6 – 2 = _____
90) 12 – 5 = _____
91) 13 – 7 = _____
92) 15 – 6 = _____
93) 13 – 5 = _____
94) 18 – 9 = _____
95) 4 – 2 = _____
96) 11 – 8 = _____
97) 14 – 7 = _____
98) 11 – 4 = _____
99) 12 – 6 = _____
100) 8 – 5 = _____

This worksheet is part of the Professor Pete's Classroom eBook "Ten Minutes a Day 1: Addition & Subtraction Revision Worksheets". Once the previous recommended strategies have been learned, there are just two pairs of addition facts which remain: 7+4 and 7+5, and their turnaround facts. These facts can be learned as special cases, and students can be encouraged to think of related facts that help to memorize them.
For example, 7+4 is just one more than the rainbow fact 7+3. A pair of ten frames can be used to illustrate 7+5, which will show that this sum is the same as double five plus two, or 12. The remainder of this worksheet includes revision of all strategies from previous worksheet sets.

Licensed for unlimited copying by original purchaser only.

Time: **Score:** **+, – Remaining Facts: 10 [B]**

PROFESSOR PETE'S CLASSROOM

∓	1	2	3	Rnbw	0&10	Dble	Dble+1	9	8	All

Remaining addition facts (4+7) (5+7)

1) 7 + 5 = _____
2) 5 + 7 = _____
3) 4 + 7 = _____
4) 5 + 7 = _____
5) 7 + 4 = _____
6) 7 + 5 = _____
7) 4 + 7 = _____
8) 5 + 7 = _____
9) 7 + 4 = _____
10) 7 + 4 = _____

Related remaining subtraction facts

11) 12 – 5 = _____
12) 11 – 5 = _____
13) 12 – 4 = _____
14) 11 – 7 = _____
15) 12 – 7 = _____
16) 11 – 7 = _____
17) 11 – 4 = _____
18) 11 – 7 = _____
19) 12 – 7 = _____
20) 11 – 7 = _____

Missing number

21) ___ + 5 = 9
22) 6 + ___ = 10
23) 3 + 8 = _____
24) 3 + ___ = 7
25) 7 + ___ = 12
26) 7 + 9 = _____
27) 9 + 3 = _____
28) 4 + 10 = _____
29) 8 + 3 = _____
30) ___ + 10 = 16
31) 4 + ___ = 10
32) 5 + 5 = _____
33) 6 + ___ = 13
34) 5 + 3 = _____
35) 5 + 2 = _____
36) 7 + 3 = _____
37) 8 + 4 = _____
38) 8 + ___ = 17
39) 8 + ___ = 15
40) ___ + 9 = 13
41) 6 + 5 = _____
42) 6 + ___ = 9
43) ___ + 6 = 12
44) 5 + ___ = 9
45) 6 + ___ = 14
46) 8 + ___ = 16
47) 7 + ___ = 9
48) 9 + 6 = _____
49) ___ + 6 = 14
50) 7 + ___ = 15

Addition revision

51) 5 + 5 = _____
52) 3 + 9 = _____
53) 2 + 5 = _____
54) 8 + 5 = _____
55) 2 + 8 = _____
56) 9 + 5 = _____
57) 3 + 6 = _____
58) 3 + 4 = _____
59) 9 + 4 = _____
60) 9 + 9 = _____
61) 7 + 5 = _____
62) 4 + 9 = _____
63) 8 + 4 = _____
64) 5 + 9 = _____
65) 6 + 5 = _____
66) 6 + 6 = _____
67) 9 + 7 = _____
68) 8 + 9 = _____
69) 9 + 6 = _____
70) 5 + 4 = _____
71) 6 + 7 = _____
72) 2 + 7 = _____
73) 5 + 6 = _____
74) 4 + 8 = _____
75) 3 + 5 = _____
76) 6 + 4 = _____
77) 6 + 9 = _____
78) 3 + 8 = _____
79) 7 + 6 = _____
80) 4 + 4 = _____

Subtraction revision

81) 18 – 9 = _____
82) 9 – 7 = _____
83) 13 – 6 = _____
84) 10 – 8 = _____
85) 11 – 9 = _____
86) 8 – 0 = _____
87) 13 – 5 = _____
88) 14 – 6 = _____
89) 12 – 5 = _____
90) 15 – 7 = _____
91) 15 – 8 = _____
92) 17 – 8 = _____
93) 6 – 3 = _____
94) 16 – 8 = _____
95) 11 – 8 = _____
96) 16 – 7 = _____
97) 14 – 5 = _____
98) 5 – 3 = _____
99) 11 – 7 = _____
100) 7 – 1 = _____

This worksheet is part of the Professor Pete's Classroom eBook "Ten Minutes a Day 1: Addition & Subtraction Revision Worksheets". Once the previous recommended strategies have been learned, there are just two pairs of addition facts which remain: 7+4 and 7+5, and their turnaround facts. These facts can be learned as special cases, and students can be encouraged to think of related facts that help to memorize them.
For example, 7+4 is just one more than the rainbow fact 7+3. A pair of ten frames can be used to illustrate 7+5, which will show that this sum is the same as double five plus two, or 12. The remainder of this worksheet includes revision of all strategies from previous worksheet sets.

Licensed for unlimited copying by original purchaser only.

Time: **Score:** **+, – Remaining Facts: 10 [C]**

PROFESSOR PETE'S CLASSROOM

∓	1	2	3	Rnbw	0&10	Dble	Dble+1	9	8	All

Remaining addition facts (4+7) (5+7)

1) 5 + 7 = _____
2) 7 + 4 = _____
3) 7 + 4 = _____
4) 4 + 7 = _____
5) 7 + 4 = _____
6) 5 + 7 = _____
7) 7 + 5 = _____
8) 5 + 7 = _____
9) 4 + 7 = _____
10) 7 + 5 = _____

Related remaining subtraction facts

11) 12 – 7 = _____
12) 11 – 7 = _____
13) 12 – 7 = _____
14) 11 – 7 = _____
15) 12 – 4 = _____
16) 12 – 5 = _____
17) 11 – 7 = _____
18) 11 – 5 = _____
19) 11 – 4 = _____
20) 11 – 7 = _____

Missing number

21) ___ + 6 = 12
22) 5 + ___ = 10
23) 8 + 4 = _____
24) 6 + ___ = 14
25) 8 + ___ = 15
26) 3 + 8 = _____
27) 7 + 8 = _____
28) 4 + 6 = _____
29) 7 + 3 = _____
30) ___ + 3 = 12
31) 6 + ___ = 13
32) 6 + 4 = _____
33) 9 + ___ = 15
34) 4 + 5 = _____
35) 4 + 9 = _____
36) 4 + 10 = _____
37) 6 + 5 = _____
38) 5 + ___ = 8
39) 5 + ___ = 7
40) ___ + 5 = 12
41) 8 + 3 = _____
42) 7 + ___ = 16
43) ___ + 2 = 9
44) 8 + ___ = 17
45) 8 + ___ = 14
46) 6 + ___ = 16
47) 8 + ___ = 16
48) 3 + 4 = _____
49) ___ + 4 = 9
50) 6 + ___ = 9

Addition revision

51) 3 + 9 = _____
52) 7 + 6 = _____
53) 5 + 6 = _____
54) 3 + 8 = _____
55) 5 + 9 = _____
56) 9 + 7 = _____
57) 2 + 8 = _____
58) 4 + 4 = _____
59) 8 + 9 = _____
60) 6 + 5 = _____
61) 7 + 5 = _____
62) 8 + 5 = _____
63) 9 + 4 = _____
64) 6 + 7 = _____
65) 5 + 4 = _____
66) 4 + 8 = _____
67) 6 + 6 = _____
68) 6 + 4 = _____
69) 3 + 6 = _____
70) 5 + 5 = _____
71) 3 + 4 = _____
72) 9 + 5 = _____
73) 2 + 5 = _____
74) 3 + 5 = _____
75) 4 + 9 = _____
76) 9 + 6 = _____
77) 2 + 7 = _____
78) 6 + 9 = _____
79) 8 + 4 = _____
80) 9 + 9 = _____

Subtraction revision

81) 6 – 4 = _____
82) 13 – 8 = _____
83) 15 – 10 = _____
84) 10 – 2 = _____
85) 16 – 7 = _____
86) 10 – 0 = _____
87) 12 – 5 = _____
88) 11 – 6 = _____
89) 8 – 5 = _____
90) 16 – 9 = _____
91) 11 – 5 = _____
92) 17 – 8 = _____
93) 14 – 9 = _____
94) 13 – 9 = _____
95) 16 – 8 = _____
96) 10 – 3 = _____
97) 5 – 2 = _____
98) 12 – 7 = _____
99) 4 – 2 = _____
100) 12 – 6 = _____

This worksheet is part of the Professor Pete's Classroom eBook "Ten Minutes a Day 1: Addition & Subtraction Revision Worksheets". Once the previous recommended strategies have been learned, there are just two pairs of addition facts which remain: 7+4 and 7+5, and their turnaround facts. These facts can be learned as special cases, and students can be encouraged to think of related facts that help to memorize them.
For example, 7+4 is just one more than the rainbow fact 7+3. A pair of ten frames can be used to illustrate 7+5, which will show that this sum is the same as double five plus two, or 12. The remainder of this worksheet includes revision of all strategies from previous worksheet sets.

Licensed for unlimited copying by original purchaser only.

Time: **Score:** **+, – Remaining Facts: 10 [D]**

PROFESSOR PETE'S CLASSROOM

∓	1	2	3	Rnbw	0&10	Dble	Dble+1	9	8	All

Remaining addition facts (4+7) (5+7)

1) 7 + 4 = _____
2) 7 + 5 = _____
3) 7 + 5 = _____
4) 5 + 7 = _____
5) 4 + 7 = _____
6) 7 + 4 = _____
7) 4 + 7 = _____
8) 5 + 7 = _____
9) 5 + 7 = _____
10) 7 + 4 = _____

Related remaining subtraction facts

11) 11 – 7 = _____
12) 12 – 7 = _____
13) 12 – 5 = _____
14) 11 – 5 = _____
15) 11 – 7 = _____
16) 12 – 7 = _____
17) 11 – 4 = _____
18) 11 – 7 = _____
19) 11 – 7 = _____
20) 12 – 4 = _____

Missing number

21) ___ + 4 = 10
22) 3 + ___ = 11
23) 7 + 3 = _____
24) 6 + ___ = 11
25) 8 + ___ = 16
26) 8 + 9 = _____
27) 8 + 7 = _____
28) 3 + 4 = _____
29) 7 + 5 = _____
30) ___ + 3 = 11
31) 8 + ___ = 12
32) 5 + 4 = _____
33) 6 + ___ = 14
34) 7 + 9 = _____
35) 6 + 3 = _____
36) 5 + 5 = _____
37) 9 + 6 = _____
38) 9 + ___ = 12
39) 7 + ___ = 15
40) ___ + 6 = 14
41) 5 + 2 = _____
42) 4 + ___ = 9
43) ___ + 9 = 9
44) 6 + ___ = 12
45) 6 + ___ = 13
46) 4 + ___ = 14
47) 5 + ___ = 8
48) 4 + 6 = _____
49) ___ + 2 = 9
50) 6 + ___ = 16

Addition revision

51) 9 + 7 = _____
52) 5 + 9 = _____
53) 4 + 4 = _____
54) 9 + 9 = _____
55) 6 + 6 = _____
56) 6 + 7 = _____
57) 3 + 5 = _____
58) 9 + 5 = _____
59) 4 + 9 = _____
60) 5 + 5 = _____
61) 6 + 9 = _____
62) 8 + 5 = _____
63) 9 + 4 = _____
64) 4 + 8 = _____
65) 5 + 4 = _____
66) 2 + 5 = _____
67) 7 + 5 = _____
68) 6 + 4 = _____
69) 7 + 6 = _____
70) 2 + 7 = _____
71) 9 + 6 = _____
72) 8 + 9 = _____
73) 3 + 4 = _____
74) 3 + 9 = _____
75) 3 + 6 = _____
76) 8 + 4 = _____
77) 6 + 5 = _____
78) 2 + 8 = _____
79) 5 + 6 = _____
80) 3 + 8 = _____

Subtraction revision

81) 11 – 7 = _____
82) 18 – 9 = _____
83) 15 – 7 = _____
84) 9 – 0 = _____
85) 11 – 5 = _____
86) 7 – 4 = _____
87) 6 – 1 = _____
88) 16 – 7 = _____
89) 8 – 5 = _____
90) 15 – 6 = _____
91) 11 – 10 = _____
92) 12 – 8 = _____
93) 17 – 9 = _____
94) 13 – 6 = _____
95) 4 – 2 = _____
96) 8 – 6 = _____
97) 11 – 8 = _____
98) 13 – 7 = _____
99) 16 – 8 = _____
100) 14 – 8 = _____

This worksheet is part of the Professor Pete's Classroom eBook "Ten Minutes a Day 1: Addition & Subtraction Revision Worksheets". Once the previous recommended strategies have been learned, there are just two pairs of addition facts which remain: 7+4 and 7+5, and their turnaround facts. These facts can be learned as special cases, and students can be encouraged to think of related facts that help to memorize them.
For example, 7+4 is just one more than the rainbow fact 7+3. A pair of ten frames can be used to illustrate 7+5, which will show that this sum is the same as double five plus two, or 12. The remainder of this worksheet includes revision of all strategies from previous worksheet sets.

Licensed for unlimited copying by original purchaser only.

PROFESSOR PETE'S CLASSROOM

Checkup Worksheets

Licensed for unlimited copying by original purchaser only.

Checkup Worksheets

Checkup Worksheets are designed for assessment of students' learning at intervals of two or three weeks.

Note: **Answer keys** for all worksheets are in the Answer Keys Section of this eBook.

Licensed for unlimited copying by original purchaser only.

Time: **Score:** **Check Up A**

PROFESSOR PETE'S CLASSROOM

∓	1 2	3	Rnbw	0&10	Dble	Dble+1	9	8	All

Count on 1, 2

1) 5 + 2 = _____
2) 6 + 1 = _____
3) 9 + 2 = _____
4) 8 + 1 = _____
5) 6 + 2 = _____
6) 3 + 1 = _____
7) 0 + 2 = _____
8) 10 + 1 = _____
9) 1 + 1 = _____
10) 7 + 2 = _____
11) 2 + 2 = _____
12) 4 + 1 = _____
13) 0 + 1 = _____
14) 8 + 2 = _____
15) 1 + 2 = _____
16) 4 + 2 = _____
17) 2 + 1 = _____
18) 9 + 1 = _____
19) 7 + 1 = _____
20) 10 + 2 = _____

Turn arounds

51) 2 + 5 = _____
52) 1 + 10 = _____
53) 2 + 10 = _____
54) 1 + 4 = _____
55) 1 + 7 = _____
56) 2 + 4 = _____
57) 2 + 3 = _____
58) 1 + 1 = _____
59) 1 + 5 = _____
60) 2 + 6 = _____
61) 1 + 0 = _____
62) 1 + 9 = _____
63) 1 + 3 = _____
64) 2 + 1 = _____
65) 1 + 2 = _____
66) 2 + 0 = _____
67) 2 + 7 = _____
68) 2 + 9 = _____
69) 2 + 2 = _____
70) 1 + 6 = _____

Count back 1, 2, difference of 1, 2

21) 7 – 6 = _____
22) 12 – 2 = _____
23) 7 – 5 = _____
24) 6 – 1 = _____
25) 4 – 3 = _____
26) 9 – 8 = _____
27) 5 – 1 = _____
28) 2 – 1 = _____
29) 6 – 4 = _____
30) 3 – 2 = _____
31) 11 – 9 = _____
32) 10 – 2 = _____
33) 10 – 9 = _____
34) 8 – 1 = _____
35) 9 – 7 = _____
36) 8 – 2 = _____
37) 12 – 1 = _____
38) 8 – 6 = _____
39) 11 – 1 = _____
40) 7 – 2 = _____
41) 3 – 1 = _____
42) 4 – 2 = _____
43) 5 – 3 = _____
44) 2 – 2 = _____
45) 10 – 9 = _____
46) 9 – 2 = _____
47) 9 – 7 = _____
48) 11 – 1 = _____
49) 12 – 2 = _____
50) 7 – 5 = _____

Missing number

71) 10 + 2 = _____
72) ___ + 1 = 9
73) 8 + ___ = 10
74) 5 + ___ = 7
75) 9 + ___ = 11
76) 3 + ___ = 5
77) ___ + 2 = 8
78) ___ + 1 = 4
79) 3 + 1 = _____
80) 10 + 1 = _____
81) 8 + ___ = 9
82) 6 + ___ = 8
83) 5 + ___ = 6
84) 8 + ___ = 10
85) 6 + 2 = _____
86) ___ + 2 = 9
87) ___ + 2 = 6
88) 9 + ___ = 10
89) 5 + ___ = 6
90) 4 + ___ = 5
91) ___ + 1 = 11
92) 7 + 1 = _____
93) ___ + 1 = 7
94) 8 + ___ = 9
95) 8 + 1 = _____
96) 9 + 2 = _____
97) ___ + 2 = 10
98) ___ + 2 = 8
99) ___ + 1 = 9
100) 9 + ___ = 11

This worksheet is part of the Professor Pete's Classroom eBook "Ten Minutes a Day 1: Addition & Subtraction Revision Worksheets".This Check Up is for assessment to be given upon completion of the 2D worksheet. The teacher should record each student's score and the time taken.

Licensed for unlimited copying by original purchaser only.

Time: **Score:** **Check Up B**

PROFESSOR PETE'S CLASSROOM

∓	1	2	3	Rnbw	0&10	Dble	Dble+1	9	8	All

+1, 2, 3

1) 7 + 3 = _____
2) 9 + 1 = _____
3) 9 + 3 = _____
4) 5 + 3 = _____
5) 2 + 2 = _____
6) 6 + 1 = _____
7) 8 + 3 = _____
8) 10 + 3 = _____
9) 4 + 1 = _____
10) 7 + 2 = _____
11) 9 + 2 = _____
12) 8 + 1 = _____
13) 3 + 1 = _____
14) 6 + 2 = _____
15) 7 + 3 = _____
16) 6 + 3 = _____
17) 2 + 3 = _____
18) 8 + 2 = _____
19) 3 + 3 = _____
20) 4 + 3 = _____
21) 3 + 2 = _____
22) 5 + 2 = _____
23) 10 + 1 = _____
24) 2 + 1 = _____
25) 7 + 1 = _____
26) 10 + 2 = _____
27) 4 + 2 = _____
28) 5 + 1 = _____
29) 9 + 1 = _____
30) 8 + 1 = _____

Rainbow facts missing number

51) ___ + 2 = 10
52) 7 + ___ = 10
53) 7 + ___ = 10
54) 8 + 2 = _____
55) 9 + 1 = _____
56) 10 + ___ = 10
57) 9 + ___ = 10
58) 5 + ___ = 10
59) 7 + ___ = 10
60) 6 + ___ = 10
61) ___ + 2 = 10
62) ___ + 3 = 10
63) 3 + 7 = _____
64) ___ + 10 = 10
65) 4 + ___ = 10
66) 8 + 2 = _____
67) 10 + 0 = _____
68) 6 + 4 = _____
69) ___ + 2 = 10
70) ___ + 8 = 10
71) 4 + ___ = 10
72) 9 + 1 = _____
73) ___ + 5 = 10
74) ___ + 2 = 10
75) ___ + 4 = 10
76) 7 + ___ = 10
77) 4 + ___ = 10
78) 8 + 2 = _____
79) ___ + 5 = 10
80) ___ + 2 = 10

Count back 1, 2, 3, difference of 1, 2, 3

31) 8 – 3 = _____
32) 13 – 3 = _____
33) 4 – 1 = _____
34) 10 – 9 = _____
35) 12 – 3 = _____
36) 7 – 3 = _____
37) 12 – 9 = _____
38) 7 – 5 = _____
39) 11 – 3 = _____
40) 7 – 4 = _____
41) 9 – 7 = _____
42) 10 – 3 = _____
43) 6 – 3 = _____
44) 11 – 3 = _____
45) 5 – 3 = _____
46) 9 – 3 = _____
47) 8 – 5 = _____
48) 12 – 3 = _____
49) 4 – 3 = _____
50) 11 – 8 = _____

Subtraction rainbow facts

81) 10 – 2 = _____
82) 10 – 10 = _____
83) 10 – 1 = _____
84) 10 – 9 = _____
85) 10 – 6 = _____
86) 10 – 0 = _____
87) 10 – 9 = _____
88) 10 – 4 = _____
89) 10 – 2 = _____
90) 10 – 0 = _____
91) 10 – 7 = _____
92) 10 – 5 = _____
93) 10 – 3 = _____
94) 10 – 4 = _____
95) 10 – 8 = _____
96) 10 – 7 = _____
97) 10 – 10 = _____
98) 10 – 7 = _____
99) 10 – 0 = _____
100) 10 – 8 = _____

This worksheet is part of the Professor Pete's Classroom eBook "Ten Minutes a Day 1: Addition & Subtraction Revision Worksheets".This Check Up is for assessment to be given upon completion of the 4D worksheet. The teacher should record each student's score and the time taken.

Licensed for unlimited copying by original purchaser only.

Time: **Score:** **Check Up C**

PROFESSOR PETE'S CLASSROOM

∓	1	2	3	Rnbw	0&10	Dble	Dble+1	9	8	All

+1, 2, 3, 0, 10

1) 7 + 2 = _____
2) 6 + 2 = _____
3) 3 + 2 = _____
4) 8 + 10 = _____
5) 2 + 2 = _____
6) 2 + 3 = _____
7) 3 + 3 = _____
8) 9 + 1 = _____
9) 8 + 1 = _____
10) 9 + 3 = _____
11) 10 + 3 = _____
12) 6 + 3 = _____
13) 2 + 0 = _____
14) 3 + 1 = _____
15) 2 + 10 = _____
16) 8 + 2 = _____
17) 2 + 1 = _____
18) 7 + 10 = _____
19) 10 + 10 = _____
20) 4 + 2 = _____

Difference of 0 and 10, –0 and 10

21) 3 – 0 = _____
22) 15 – 10 = _____
23) 4 – 0 = _____
24) 9 – 0 = _____
25) 20 – 10 = _____
26) 10 – 10 = _____
27) 19 – 10 = _____
28) 10 – 0 = _____
29) 7 – 7 = _____
30) 8 – 0 = _____
31) 6 – 6 = _____
32) 18 – 10 = _____
33) 7 – 0 = _____
34) 11 – 10 = _____
35) 0 – 0 = _____
36) 3 – 0 = _____
37) 13 – 10 = _____
38) 10 – 0 = _____
39) 2 – 0 = _____
40) 4 – 4 = _____

1, 2, 3, 0, 10 missing number

41) 9 + ___ = 9
42) 6 + ___ = 16
43) ___ + 7 = 10
44) 9 + ___ = 12
45) 0 + 5 = _____
46) 7 + 2 = _____
47) 4 + 3 = _____
48) 6 + 2 = _____
49) ___ + 1 = 9
50) 5 + 10 = _____

Halve

51) 10 – 5 = _____
52) 18 – 9 = _____
53) 4 – 2 = _____
54) 12 – 6 = _____
55) 14 – 7 = _____
56) 8 – 4 = _____
57) 6 – 3 = _____
58) 16 – 8 = _____
59) 18 – 9 = _____
60) 2 – 1 = _____

Double missing number

61) 5 + ___ = 10
62) ___ + 3 = 6
63) ___ + 8 = 16
64) 2 + 2 = _____
65) 9 + 9 = _____
66) 8 + 8 = _____
67) 8 + 6 = _____
68) 9 + ___ = 18
69) ___ + 7 = 14
70) 9 + ___ = 18
71) 6 + ___ = 12
72) 4 + ___ = 8
73) 8 + ___ = 16
74) 8 + 8 = _____
75) ___ + 7 = 14
76) 4 + ___ = 8
77) 8 + 8 = _____
78) 9 + ___ = 18
79) 3 + 3 = _____
80) 7 + 7 = _____

–1, 2, 3, 0, 10

81) 11 – 3 = _____
82) 5 – 3 = _____
83) 5 – 1 = _____
84) 9 – 0 = _____
85) 8 – 2 = _____
86) 7 – 0 = _____
87) 4 – 3 = _____
88) 12 – 3 = _____
89) 11 – 10 = _____
90) 9 – 3 = _____
91) 3 – 3 = _____
92) 9 – 2 = _____
93) 3 – 2 = _____
94) 5 – 0 = _____
95) 8 – 0 = _____
96) 10 – 2 = _____
97) 4 – 0 = _____
98) 3 – 0 = _____
99) 13 – 3 = _____
100) 12 – 3 = _____

This worksheet is part of the Professor Pete's Classroom eBook "Ten Minutes a Day 1: Addition & Subtraction Revision Worksheets". This Check Up is for assessment to be given upon completion of the 6D worksheet. The teacher should record each student's score and the time taken.

Licensed for unlimited copying by original purchaser only.

Time: **Score:** **Check Up D**

PROFESSOR PETE'S CLASSROOM

∓	1	2	3	Rnbw	0&10	Dble	Dble+1	9	8	All

Double +1

1) 3 + 2 = _____
2) 5 + 6 = _____
3) 5 + 4 = _____
4) 4 + 5 = _____
5) 4 + 3 = _____
6) 6 + 5 = _____
7) 8 + 7 = _____
8) 8 + 9 = _____
9) 7 + 8 = _____
10) 7 + 6 = _____

Double +1 related subtraction facts

11) 17 – 8 = _____
12) 11 – 5 = _____
13) 17 – 8 = _____
14) 17 – 9 = _____
15) 15 – 7 = _____
16) 11 – 6 = _____
17) 15 – 7 = _____
18) 13 – 6 = _____
19) 11 – 6 = _____
20) 9 – 4 = _____
21) 15 – 7 = _____
22) 11 – 5 = _____
23) 13 – 7 = _____
24) 11 – 5 = _____
25) 7 – 4 = _____
26) 13 – 6 = _____
27) 11 – 5 = _____
28) 17 – 9 = _____
29) 9 – 5 = _____
30) 11 – 6 = _____

Double, double +1 missing number

31) 9 + ___ = 18
32) 7 + 8 = _____
33) 6 + 5 = _____
34) ___ + 8 = 16
35) 5 + 4 = _____
36) ___ + 8 = 17
37) 6 + 7 = _____
38) 2 + 3 = _____
39) 3 + 4 = _____
40) 4 + ___ = 9
41) ___ + 6 = 11
42) 6 + 7 = _____
43) ___ + 4 = 8
44) 6 + 6 = _____
45) 5 + 5 = _____
46) 6 + 6 = _____
47) ___ + 7 = 14
48) 5 + ___ = 11
49) 5 + ___ = 9
50) 2 + 2 = _____

Difference of 9, –9

51) 18 – 9 = _____
52) 11 – 9 = _____
53) 13 – 4 = _____
54) 15 – 6 = _____
55) 13 – 9 = _____
56) 12 – 9 = _____
57) 14 – 5 = _____
58) 10 – 1 = _____
59) 17 – 8 = _____
60) 16 – 7 = _____
61) 14 – 5 = _____
62) 12 – 9 = _____
63) 15 – 6 = _____
64) 15 – 6 = _____
65) 16 – 7 = _____
66) 9 – 0 = _____
67) 11 – 9 = _____
68) 9 – 9 = _____
69) 14 – 5 = _____
70) 12 – 9 = _____

+9 missing number

71) 9 + 8 = _____
72) 9 + 2 = _____
73) ___ + 6 = 15
74) ___ + 9 = 18
75) 9 + ___ = 19
76) ___ + 9 = 18
77) ___ + 7 = 16
78) 9 + ___ = 13
79) 9 + ___ = 14
80) 9 + 3 = _____

-0, 1, 2, 3, 10, rainbow subtraction facts

81) 13 – 3 = _____
82) 9 – 3 = _____
83) 5 – 3 = _____
84) 5 – 1 = _____
85) 8 – 0 = _____
86) 5 – 0 = _____
87) 12 – 3 = _____
88) 9 – 0 = _____
89) 8 – 2 = _____
90) 4 – 3 = _____
91) 3 – 2 = _____
92) 11 – 3 = _____
93) 12 – 3 = _____
94) 3 – 0 = _____
95) 7 – 0 = _____
96) 11 – 10 = _____
97) 3 – 3 = _____
98) 9 – 2 = _____
99) 4 – 0 = _____
100) 10 – 2 = _____

This worksheet is part of the Professor Pete's Classroom eBook "Ten Minutes a Day 1: Addition & Subtraction Revision Worksheets". This Check Up is for assessment to be given upon completion of the 8D worksheet. The teacher should record each student's score and the time taken.

Licensed for unlimited copying by original purchaser only.

Time: **Score:** **Check Up E**

PROFESSOR PETE'S CLASSROOM

∓	1	2	3	Rnbw	0&10	Dble	Dble+1	9	8	All

+8 (near 10)

1) 8 + 8 = _____
2) 10 + 8 = _____
3) 9 + 8 = _____
4) 0 + 8 = _____
5) 2 + 8 = _____
6) 7 + 8 = _____
7) 2 + 8 = _____
8) 7 + 8 = _____
9) 8 + 8 = _____
10) 1 + 8 = _____
11) 6 + 8 = _____
12) 5 + 8 = _____
13) 3 + 8 = _____
14) 4 + 8 = _____
15) 1 + 8 = _____
16) 0 + 8 = _____
17) 2 + 8 = _____
18) 7 + 8 = _____
19) 4 + 8 = _____
20) 3 + 8 = _____

Difference of 8, –8

51) 14 – 8 = _____
52) 10 – 8 = _____
53) 11 – 3 = _____
54) 16 – 8 = _____
55) 13 – 5 = _____
56) 17 – 8 = _____
57) 18 – 8 = _____
58) 16 – 8 = _____
59) 12 – 4 = _____
60) 17 – 8 = _____
61) 11 – 3 = _____
62) 12 – 8 = _____
63) 15 – 7 = _____
64) 18 – 8 = _____
65) 15 – 8 = _____
66) 11 – 8 = _____
67) 12 – 8 = _____
68) 17 – 9 = _____
69) 8 – 8 = _____
70) 14 – 8 = _____

Remaining facts (4+7) (5+7)

21) 12 – 5 = _____
22) 11 – 4 = _____
23) 12 – 7 = _____
24) 11 – 7 = _____
25) 12 – 7 = _____
26) 11 – 4 = _____
27) 12 – 7 = _____
28) 11 – 7 = _____
29) 12 – 5 = _____
30) 11 – 7 = _____

Remaining addition facts (4+7) (5+7)

31) 5 + 7 = _____
32) 7 + 5 = _____
33) 5 + 7 = _____
34) 7 + 4 = _____
35) 4 + 7 = _____
36) 7 + 4 = _____
37) 5 + 7 = _____
38) 4 + 7 = _____
39) 7 + 5 = _____
40) 7 + 4 = _____

Revision missing number

41) 6 + 3 = _____
42) ___ + 4 = 13
43) 3 + 3 = _____
44) 5 + ___ = 9
45) ___ + 8 = 13
46) 8 + ___ = 12
47) ___ + 8 = 14
48) ___ + 5 = 10
49) 8 + ___ = 11
50) 6 + 9 = _____

All subtraction facts

71) 16 – 9 = _____
72) 16 – 8 = _____
73) 17 – 8 = _____
74) 18 – 9 = _____
75) 8 – 4 = _____
76) 4 – 2 = _____
77) 14 – 7 = _____
78) 7 – 3 = _____
79) 9 – 5 = _____
80) 12 – 8 = _____
81) 10 – 5 = _____
82) 6 – 3 = _____
83) 15 – 6 = _____
84) 15 – 7 = _____
85) 12 – 7 = _____
86) 15 – 8 = _____
87) 14 – 8 = _____
88) 17 – 9 = _____
89) 6 – 4 = _____
90) 12 – 6 = _____
91) 11 – 7 = _____
92) 16 – 7 = _____
93) 8 – 6 = _____
94) 14 – 5 = _____
95) 13 – 6 = _____
96) 11 – 3 = _____
97) 14 – 6 = _____
98) 5 – 2 = _____
99) 11 – 5 = _____
100) 13 – 5 = _____

This worksheet is part of the Professor Pete's Classroom eBook "Ten Minutes a Day 1: Addition & Subtraction Revision Worksheets". This Check Up is for assessment to be given upon completion of the 10D worksheet. The teacher should record each student's score and the time taken.

Licensed for unlimited copying by original purchaser only.

PROFESSOR PETE'S CLASSROOM

Homework Sheets

Licensed for unlimited copying by original purchaser only.

Homework Sheets

Homework Sheets are designed to be sent home at regular intervals for home-based revision of arithmetic facts. Each sheet includes information for parents to briefly explain the learning strategy being adopted in the classroom, so that parents can offer help to their children that is consistent with what is taught at school.

Suggested Uses:

1. Use homework sheets for reinforcement of learning in class, by sending matching homework sheets home as each strategy is covered in class.
2. Introduce the program of developing fluency in arithmetic facts at a parent evening, open day, or parent-teacher interview, for example. Use the occasion to explain to parents the strategies being adopted in your classroom, and invite parents to assist their child to learn by following the Advice to Parents on each homework sheet.

Note: **Answer keys** for all worksheets are in the Answer Keys Section of this eBook.

Licensed for unlimited copying by original purchaser only.

Homework — **Count On/Back (+1, –1): 1 [A]**

PROFESSOR PETE'S CLASSROOM

∓	1	2	3	Rnbw	0&10	Dble	Dble+1	9	8	All

Use the number line to help count on. Do not use your fingers.

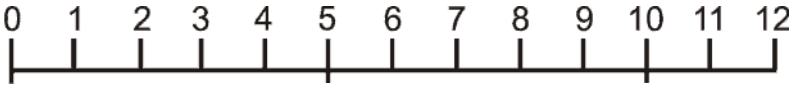

Count on 1

1) 8 + 1 = _____
2) 2 + 1 = _____
3) 4 + 1 = _____
4) 7 + 1 = _____
5) 10 + 1 = _____
6) 1 + 1 = _____
7) 5 + 1 = _____
8) 6 + 1 = _____
9) 1 + 1 = _____
10) 5 + 1 = _____
11) 8 + 1 = _____
12) 4 + 1 = _____
13) 1 + 1 = _____
14) 8 + 1 = _____
15) 2 + 1 = _____
16) 9 + 1 = _____
17) 1 + 1 = _____
18) 6 + 1 = _____
19) 2 + 1 = _____
20) 3 + 1 = _____

Turn arounds

21) 1 + 3 = _____
22) 1 + 8 = _____
23) 1 + 7 = _____
24) 1 + 1 = _____
25) 1 + 10 = _____
26) 1 + 2 = _____
27) 1 + 5 = _____
28) 1 + 4 = _____
29) 1 + 9 = _____
30) 1 + 6 = _____

Count back 1

31) 6 – 1 = _____
32) 10 – 1 = _____
33) 2 – 1 = _____
34) 8 – 1 = _____
35) 4 – 1 = _____
36) 7 – 1 = _____
37) 11 – 1 = _____
38) 5 – 1 = _____
39) 9 – 1 = _____
40) 3 – 1 = _____

Difference of 1, count back 1

41) 8 – 1 = _____
42) 4 – 3 = _____
43) 10 – 9 = _____
44) 5 – 4 = _____
45) 9 – 8 = _____
46) 7 – 6 = _____
47) 10 – 1 = _____
48) 9 – 8 = _____
49) 9 – 1 = _____
50) 6 – 5 = _____
51) 8 – 7 = _____
52) 8 – 1 = _____
53) 5 – 4 = _____
54) 2 – 1 = _____
55) 4 – 1 = _____
56) 4 – 3 = _____
57) 3 – 2 = _____
58) 7 – 6 = _____
59) 6 – 1 = _____
60) 7 – 1 = _____

Missing number

61) ___ + 1 = 10
62) ___ + 1 = 11
63) ___ + 1 = 4
64) 7 + ___ = 8
65) 2 + 1 = _____
66) 6 + 1 = _____
67) 5 + ___ = 6
68) 4 + 1 = _____
69) ___ + 1 = 2
70) 8 + ___ = 9
71) ___ + 3 = 4
72) ___ + 5 = 6
73) 1 + ___ = 5
74) ___ + 2 = 3
75) ___ + 7 = 8
76) 1 + ___ = 7
77) 1 + 8 = _____
78) ___ + 9 = 10
79) 1 + ___ = 2
80) 1 + 10 = _____

This worksheet is part of the Professor Pete's Classroom eBook "Ten Minutes a Day 1: Addition & Subtraction Revision Worksheets". Plus/take 1 facts are taught using a COUNT ON/COUNT BACK strategy: Students who are familiar with the sequence of counting numbers can mentally "count on" or "count back" to the next number, and name it.

Licensed for unlimited copying by original purchaser only.

Homework **Count On/Back (+1, –1): 1 [B]**

PROFESSOR PETE'S CLASSROOM

∓	1	2	3	Rnbw	0&10	Dble	Dble+1	9	8	All

This worksheet is part of the Professor Pete's Classroom eBook "Ten Minutes a Day 1: Addition & Subtraction Revision Worksheets". Completing the wheels help your child remember their numbers facts with daily practice.

+1 Addition wheels

1)

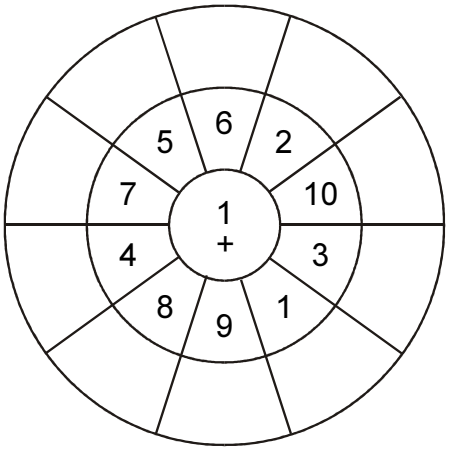

2)

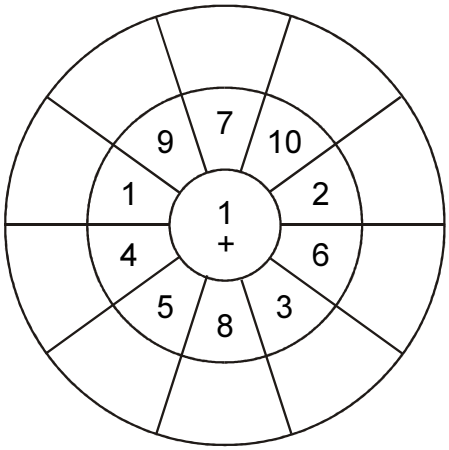

3)

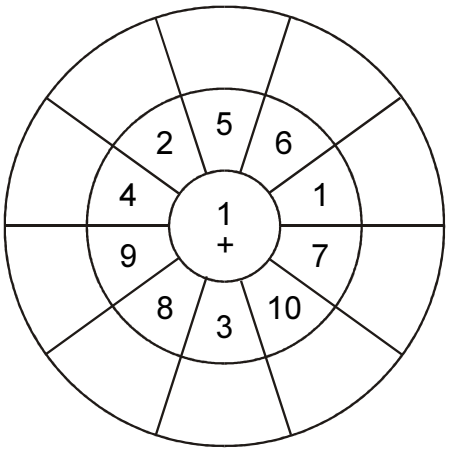

4)

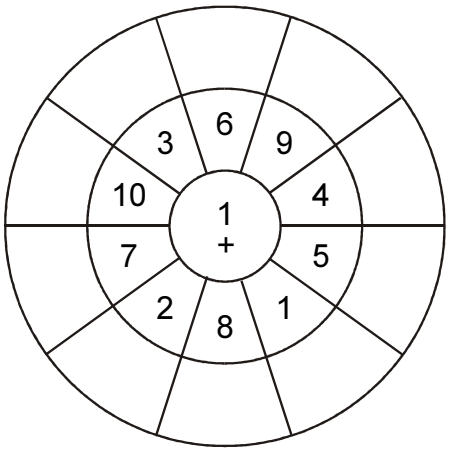

5)

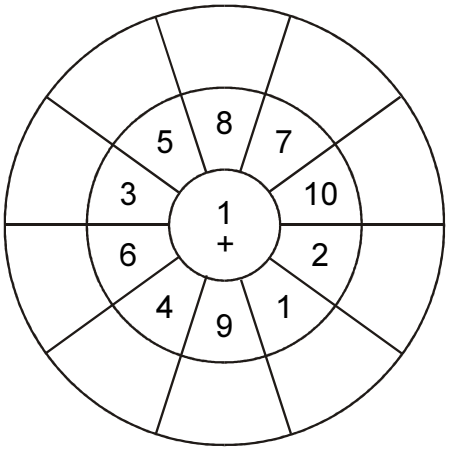

6)

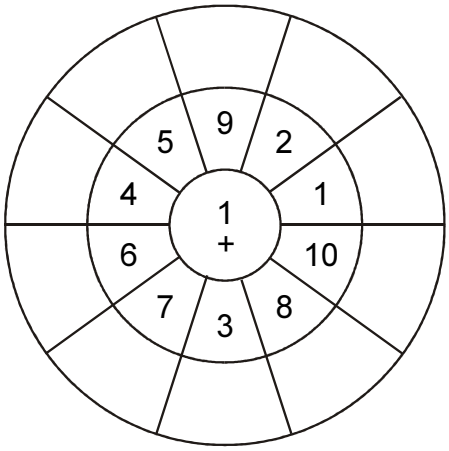

Licensed for unlimited copying by original purchaser only.

Homework — **Count On/Back (+2, –2): 2 [A]**

PROFESSOR PETE'S CLASSROOM

∓	1	2	3	Rnbw	0&10	Dble	Dble+1	9	8	All

Use the number line to help count on. Do not use your fingers.

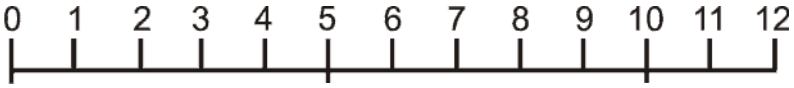

Count on 2

1) 9 + 2 = _____
2) 2 + 2 = _____
3) 5 + 2 = _____
4) 5 + 2 = _____
5) 8 + 2 = _____
6) 7 + 2 = _____
7) 6 + 2 = _____
8) 8 + 2 = _____
9) 2 + 2 = _____
10) 4 + 2 = _____
11) 3 + 2 = _____
12) 6 + 2 = _____
13) 1 + 2 = _____
14) 6 + 2 = _____
15) 3 + 2 = _____
16) 1 + 2 = _____
17) 4 + 2 = _____
18) 5 + 2 = _____
19) 10 + 2 = _____
20) 7 + 2 = _____

Turn arounds

21) 2 + 7 = _____
22) 2 + 8 = _____
23) 2 + 2 = _____
24) 2 + 3 = _____
25) 2 + 10 = _____
26) 2 + 4 = _____
27) 2 + 5 = _____
28) 2 + 9 = _____
29) 2 + 1 = _____
30) 2 + 6 = _____

Count back 2

31) 8 – 2 = _____
32) 4 – 2 = _____
33) 12 – 2 = _____
34) 7 – 2 = _____
35) 5 – 2 = _____
36) 6 – 2 = _____
37) 10 – 2 = _____
38) 9 – 2 = _____
39) 3 – 2 = _____
40) 11 – 2 = _____

Difference of 2, count back 2

41) 8 – 6 = _____
42) 4 – 2 = _____
43) 7 – 5 = _____
44) 10 – 8 = _____
45) 6 – 2 = _____
46) 7 – 5 = _____
47) 5 – 2 = _____
48) 3 – 1 = _____
49) 3 – 2 = _____
50) 9 – 2 = _____
51) 7 – 2 = _____
52) 9 – 7 = _____
53) 8 – 2 = _____
54) 8 – 6 = _____
55) 5 – 3 = _____
56) 6 – 2 = _____
57) 4 – 2 = _____
58) 3 – 1 = _____
59) 6 – 4 = _____
60) 6 – 4 = _____

Missing number

61) ___ + 1 = 9
62) 5 + 2 = _____
63) ___ + 2 = 10
64) ___ + 2 = 11
65) 4 + ___ = 6
66) 5 + ___ = 6
67) 3 + 2 = _____
68) 10 + 1 = _____
69) 2 + ___ = 4
70) ___ + 2 = 3
71) ___ + 10 = 12
72) 1 + 7 = _____
73) ___ + 2 = 3
74) ___ + 8 = 9
75) 1 + ___ = 7
76) 1 + ___ = 10
77) 1 + 4 = _____
78) 2 + 8 = _____
79) 2 + ___ = 3
80) ___ + 3 = 4

This worksheet is part of the Professor Pete's Classroom eBook "Ten Minutes a Day 1: Addition & Subtraction Revision Worksheets".
Plus/take 2 facts are taught using a COUNT ON/COUNT BACK strategy: Students who are familiar with the sequence of counting numbers can mentally "count on" or "count back" two more numbers. A number line will help children to visualize this operation which "skips" one number and lands on the next one.

Licensed for unlimited copying by original purchaser only.

Homework **Count On/Back (+2, –2): 2 [B]**

PROFESSOR PETE'S CLASSROOM

∓	1	2	3	Rnbw	0&10	Dble	Dble+1	9	8	All

This worksheet is part of the Professor Pete's Classroom eBook "Ten Minutes a Day 1: Addition & Subtraction Revision Worksheets". Completing the wheels help your child remember their numbers facts with daily practice.

+2 Addition wheels

1)

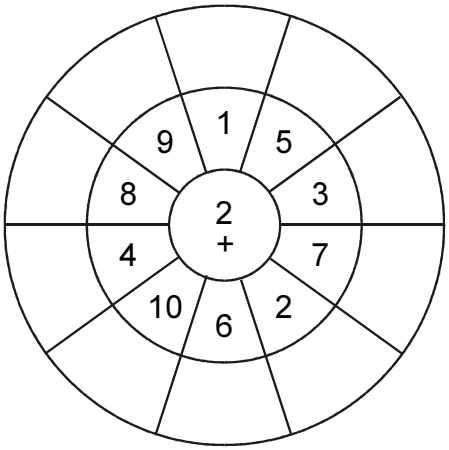

2)

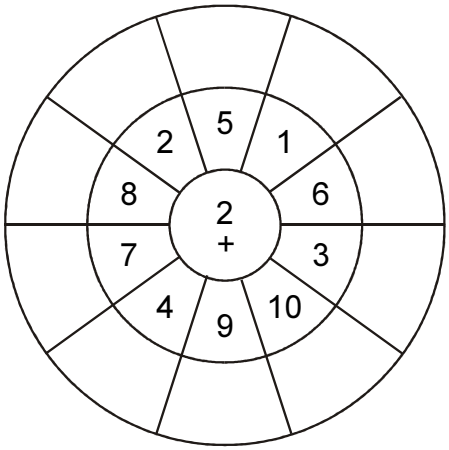

3)

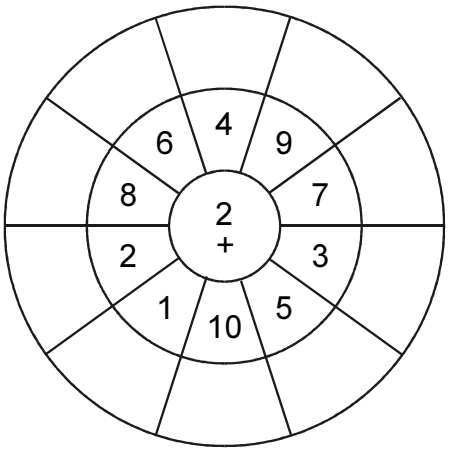

4)

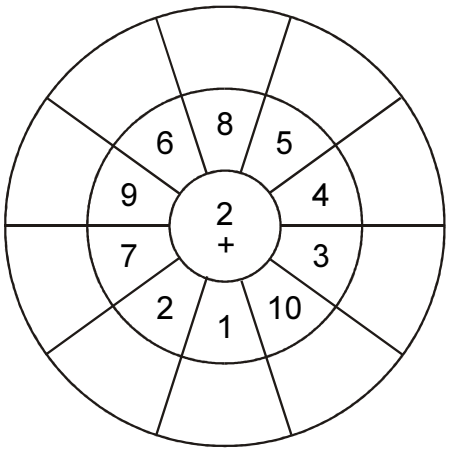

Addition revision

5)

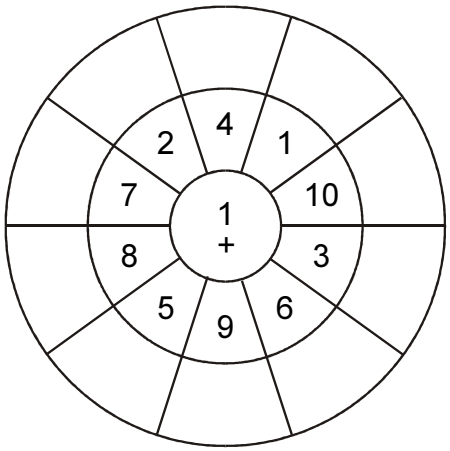

6)

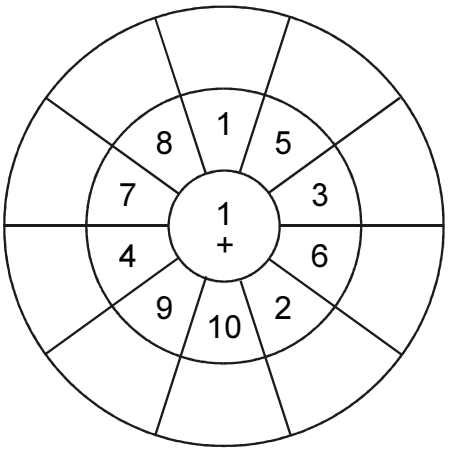

Licensed for unlimited copying by original purchaser only.

Homework — **Count on/back (+3, –3): 3 [A]**

PROFESSOR PETE'S CLASSROOM

∓	1	2	3	Rnbw	0&10	Dble	Dble+1	9	8	All

Use the number line to help count on. Do not use your fingers.

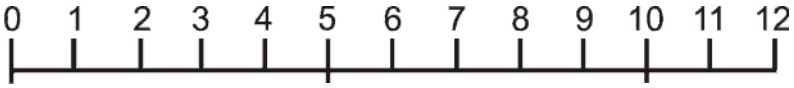

Count on 3

1) 1 + 3 = _____
2) 9 + 3 = _____
3) 5 + 3 = _____
4) 8 + 3 = _____
5) 3 + 3 = _____
6) 1 + 3 = _____
7) 3 + 3 = _____
8) 2 + 3 = _____
9) 8 + 3 = _____
10) 1 + 3 = _____
11) 2 + 3 = _____
12) 6 + 3 = _____
13) 10 + 3 = _____
14) 7 + 3 = _____
15) 4 + 3 = _____
16) 8 + 3 = _____
17) 7 + 3 = _____
18) 8 + 3 = _____
19) 10 + 3 = _____
20) 1 + 3 = _____

Count back 3

31) 10 – 3 = _____
32) 5 – 3 = _____
33) 4 – 3 = _____
34) 8 – 3 = _____
35) 7 – 3 = _____
36) 9 – 3 = _____
37) 11 – 3 = _____
38) 6 – 3 = _____
39) 12 – 3 = _____
40) 9 – 3 = _____

Turn arounds

21) 3 + 5 = _____
22) 3 + 4 = _____
23) 3 + 8 = _____
24) 3 + 3 = _____
25) 3 + 2 = _____
26) 3 + 1 = _____
27) 3 + 7 = _____
28) 3 + 9 = _____
29) 3 + 6 = _____
30) 3 + 10 = _____

Difference of 3, count back 3

41) 10 – 7 = _____
42) 13 – 10 = _____
43) 7 – 4 = _____
44) 8 – 5 = _____
45) 12 – 3 = _____
46) 12 – 9 = _____
47) 10 – 7 = _____
48) 6 – 3 = _____
49) 10 – 3 = _____
50) 9 – 6 = _____
51) 5 – 2 = _____
52) 11 – 8 = _____
53) 7 – 3 = _____
54) 4 – 1 = _____
55) 9 – 3 = _____
56) 10 – 7 = _____
57) 6 – 3 = _____
58) 11 – 8 = _____
59) 11 – 2 = _____
60) 8 – 5 = _____

Missing number

61) ___ + 2 = 5
62) 10 + 3 = _____
63) ___ + 2 = 11
64) ___ + 2 = 3
65) 1 + ___ = 4
66) 2 + ___ = 4
67) 6 + 2 = _____
68) 2 + 3 = _____
69) 7 + ___ = 10
70) ___ + 2 = 10
71) ___ + 4 = 6
72) 3 + 9 = _____
73) ___ + 2 = 5
74) ___ + 3 = 6
75) 2 + ___ = 7
76) 2 + ___ = 4
77) 2 + 8 = _____
78) 1 + 7 = _____
79) 1 + ___ = 3
80) ___ + 10 = 12

This worksheet is part of the Professor Pete's Classroom eBooks "Ten Minutes a Day 1: Addition & Subtraction Revision Worksheets". The recommended teaching sequence is shown in the bar at the top of this sheet. Plus/take 3 facts are taught using a COUNT ON/COUNT BACK strategy: Students who are familiar with the sequence of counting numbers can mentally "count on" or "count back" three more numbers. A number line will help children to visualize this operation which "skips" two numbers and lands on the next one.

Licensed for unlimited copying by original purchaser only.

Homework **Count on/back (+3, –3): 3 [B]**

PROFESSOR PETE'S CLASSROOM

∓	1	2	3	Rnbw	0&10	Dble	Dble+1	9	8	All

This worksheet is part of the Professor Pete's Classroom eBook "Ten Minutes a Day 1: Addition & Subtraction Revision Worksheets". Completing the wheels help your child remember their numbers facts with daily practice.

+3 Addition wheels

1)

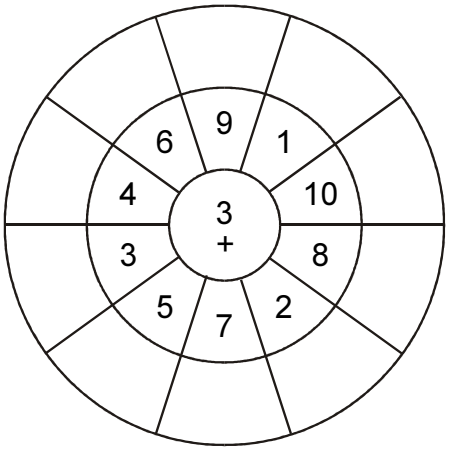

2)

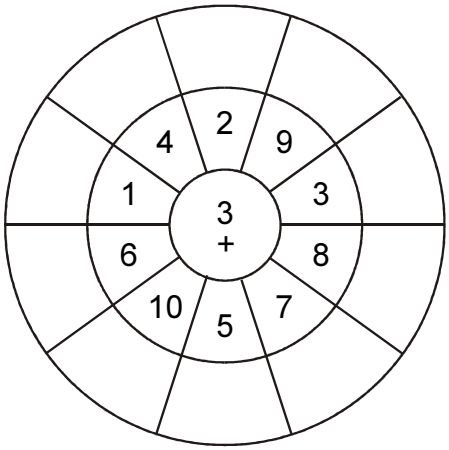

3)

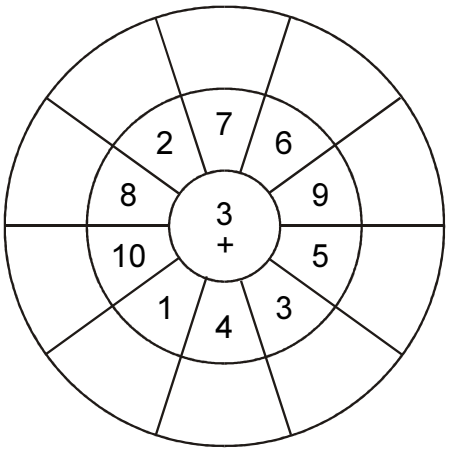

4)

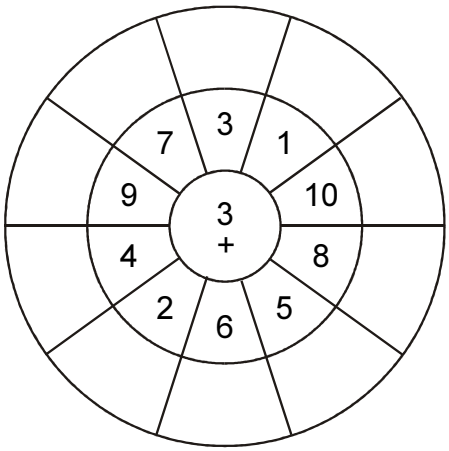

Addition revision

5)

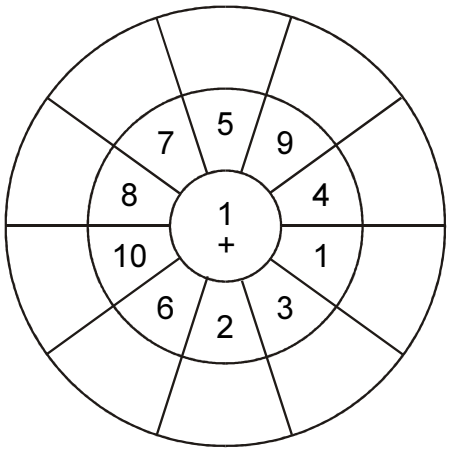

6)

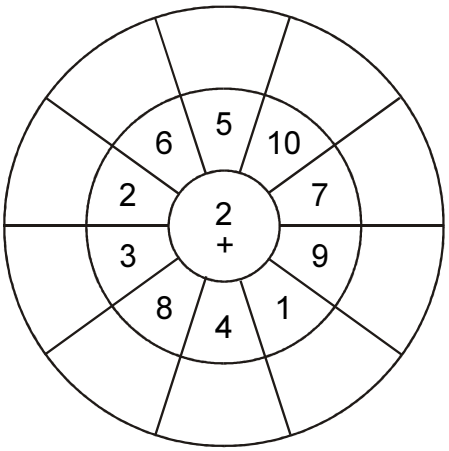

Licensed for unlimited copying by original purchaser only.

Homework — **(+, –) Rainbow Facts: 4 [A]**

PROFESSOR PETE'S CLASSROOM

∓	1	2	3	Rnbw	0&10	Dble	Dble+1	9	8	All

Rainbow facts

1) 9 + 1 = _____
2) 2 + 8 = _____
3) 1 + 9 = _____
4) 3 + 7 = _____
5) 4 + 6 = _____
6) 6 + 4 = _____
7) 10 + 0 = _____
8) 7 + 3 = _____
9) 5 + 5 = _____
10) 8 + 2 = _____

Subtraction rainbow facts

11) 10 – 7 = _____
12) 10 – 9 = _____
13) 10 – 6 = _____
14) 10 – 8 = _____
15) 10 – 2 = _____
16) 10 – 3 = _____
17) 10 – 6 = _____
18) 10 – 4 = _____
19) 10 – 3 = _____
20) 10 – 1 = _____
21) 10 – 8 = _____
22) 10 – 7 = _____
23) 10 – 10 = _____
24) 10 – 4 = _____
25) 10 – 3 = _____
26) 10 – 9 = _____
27) 10 – 3 = _____
28) 10 – 4 = _____
29) 10 – 1 = _____
30) 10 – 5 = _____
31) 10 – 4 = _____
32) 10 – 2 = _____
33) 10 – 2 = _____
34) 10 – 2 = _____
35) 10 – 2 = _____
36) 10 – 6 = _____
37) 10 – 3 = _____
38) 10 – 4 = _____
39) 10 – 9 = _____
40) 10 – 4 = _____

Missing number, missing sum

41) ___ + 10 = 10
42) ___ + 1 = 10
43) ___ + 1 = 10
44) 8 + 2 = _____
45) ___ + 5 = 10
46) 3 + ___ = 10
47) 1 + 9 = _____
48) 9 + ___ = 15
49) 0 + ___ = 10
50) 10 + ___ = 10
51) 6 + 4 = _____
52) 1 + ___ = 10
53) 3 + 7 = _____
54) ___ + 9 = 10
55) ___ + 3 = 10
56) 8 + ___ = 10
57) ___ + 6 = 10
58) ___ + 8 = 10
59) 5 + ___ = 10
60) ___ + 5 = 10
61) ___ + 8 = 10
62) 5 + 5 = _____
63) 7 + ___ = 10
64) 6 + 4 = _____
65) 6 + ___ = 10
66) ___ + 0 = 10
67) 9 + 1 = _____
68) ___ + 2 = 10
69) 0 + ___ = 10
70) 2 + 8 = _____
71) ___ + 8 = 10
72) ___ + 0 = 10
73) ___ + 1 = 10
74) 7 + 3 = _____
75) 5 + ___ = 10
76) 4 + ___ = 10
77) 3 + ___ = 10
78) 1 + 9 = _____
79) ___ + 6 = 10
80) 5 + ___ = 10

Missing number

81) ___ + 3 = 5
82) 6 + 2 = _____
83) ___ + 3 = 4
84) ___ + 2 = 5
85) 8 + ___ = 10
86) 2 + ___ = 4
87) 9 + 2 = _____
88) 5 + 5 = _____
89) 7 + ___ = 10
90) ___ + 3 = 13
91) ___ + 9 = 10
92) 2 + 5 = _____
93) ___ + 10 = 12
94) ___ + 2 = 5
95) 1 + ___ = 8
96) 3 + ___ = 10
97) 2 + 8 = _____
98) 2 + 2 = _____
99) 2 + ___ = 10
100) ___ + 9 = 12

This worksheet is part of the Professor Pete's Classroom eBook "Ten Minutes a Day 1: Addition & Subtraction Revision Worksheets".The recommended teaching sequence is shown in the bar at the top of this sheet. Rainbow facts are taught using a PAIRS TO TEN strategy: The sum of each pair of terms is 10. Students can be shown a rainbow graphic to illustrate the fact that these pairs are equidistant from the number 5. Pairs to ten are foundational for many other mathematical skills, such as giving change.

Licensed for unlimited copying by original purchaser only.

Homework **(+, –) Rainbow Facts: 4 [B]**

PROFESSOR PETE'S CLASSROOM

∓	1	2	3	Rnbw	0&10	Dble	Dble+1	9	8	All

This worksheet is part of the Professor Pete's Classroom eBook "Ten Minutes a Day 1: Addition & Subtraction Revision Worksheets". Completing the wheels help your child remember their numbers facts with daily practice.

Pairs to ten wheels

1)

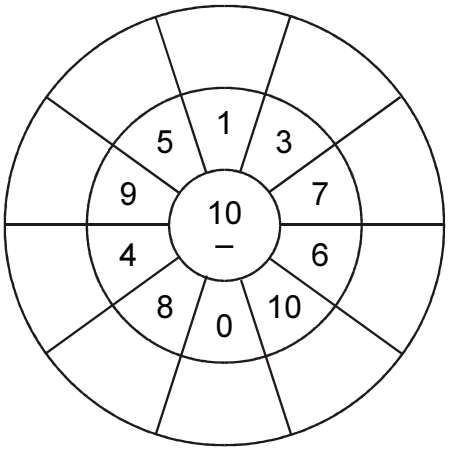

2)

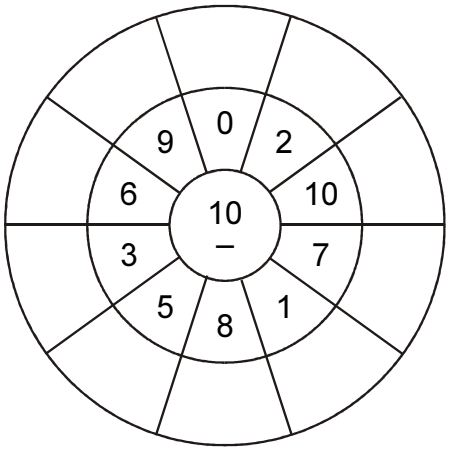

3)

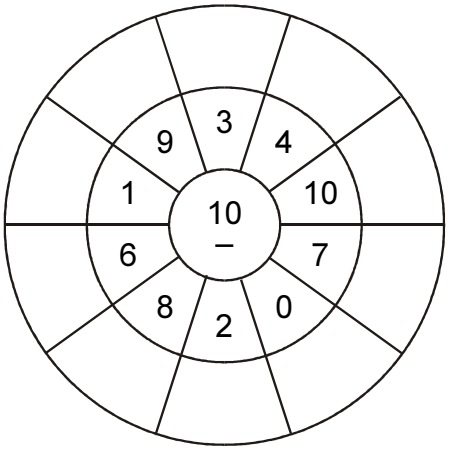

4)

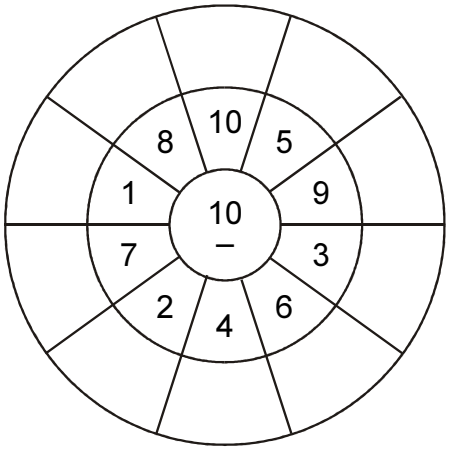

5)

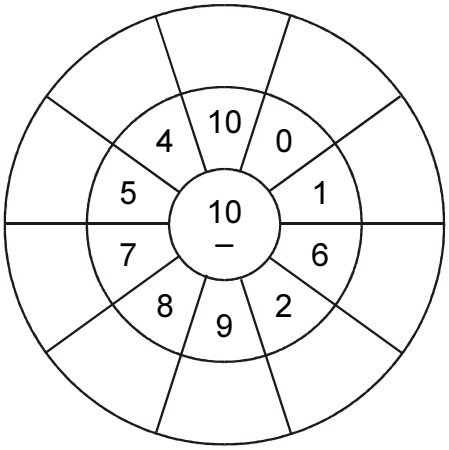

6)

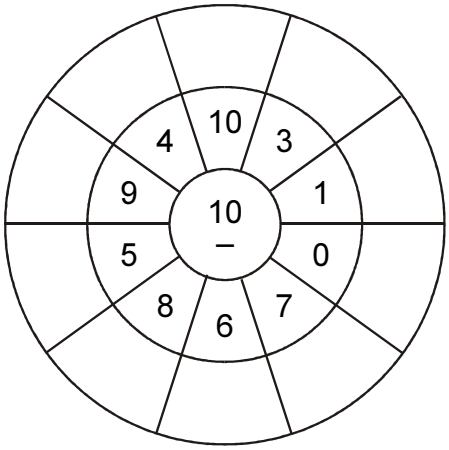

Licensed for unlimited copying by original purchaser only.

Homework — **(+0, –0, +10 & –10): 5 [A]**

PROFESSOR PETE'S CLASSROOM

∓ 1 2 3 Rnbw **0&10** Dble Dble+1 9 8 All

Add 0 & 10

1) 10 + 0 = _____
2) 8 + 10 = _____
3) 3 + 0 = _____
4) 6 + 10 = _____
5) 7 + 10 = _____
6) 9 + 0 = _____
7) 8 + 0 = _____
8) 3 + 10 = _____
9) 7 + 0 = _____
10) 9 + 10 = _____

Take 0

31) 3 – 0 = _____
32) 5 – 0 = _____
33) 9 – 0 = _____
34) 8 – 0 = _____
35) 1 – 0 = _____
36) 0 – 0 = _____
37) 6 – 0 = _____
38) 4 – 0 = _____
39) 7 – 0 = _____
40) 2 – 0 = _____

Turn arounds

11) 10 + 2 = _____
12) 0 + 5 = _____
13) 0 + 10 = _____
14) 0 + 6 = _____
15) 0 + 8 = _____
16) 0 + 3 = _____
17) 10 + 0 = _____
18) 0 + 7 = _____
19) 0 + 4 = _____
20) 0 + 1 = _____
21) 10 + 10 = _____
22) 10 + 7 = _____
23) 10 + 8 = _____
24) 10 + 4 = _____
25) 10 + 3 = _____
26) 10 + 5 = _____
27) 10 + 1 = _____
28) 0 + 2 = _____
29) 0 + 0 = _____
30) 10 + 6 = _____

Take 10

41) 16 – 10 = _____
42) 14 – 10 = _____
43) 17 – 10 = _____
44) 10 – 10 = _____
45) 19 – 10 = _____
46) 15 – 10 = _____
47) 18 – 10 = _____
48) 12 – 10 = _____
49) 11 – 10 = _____
50) 13 – 10 = _____

Difference of 0 and 10

51) 10 – 10 = _____
52) 6 – 6 = _____
53) 19 – 9 = _____
54) 13 – 3 = _____
55) 4 – 4 = _____
56) 11 – 1 = _____
57) 17 – 7 = _____
58) 15 – 5 = _____
59) 2 – 2 = _____
60) 18 – 8 = _____

Rainbow missing number

61) ___ + 5 = 10
62) 7 + 3 = _____
63) ___ + 6 = 10
64) ___ + 0 = 10
65) 6 + ___ = 10
66) 8 + ___ = 10
67) 1 + 9 = _____
68) 2 + 8 = _____
69) 3 + ___ = 10
70) ___ + 1 = 10
71) ___ + 7 = 10
72) 2 + 8 = _____
73) ___ + 3 = 10
74) ___ + 9 = 10
75) 2 + ___ = 10
76) 4 + ___ = 10
77) 0 + 10 = _____
78) 6 + 4 = _____
79) 5 + ___ = 10
80) ___ + 2 = 10

Addition revision

81) 2 + 0 = _____
82) 3 + 10 = _____
83) 2 + 2 = _____
84) 10 + 2 = _____
85) 2 + 1 = _____
86) 3 + 6 = _____
87) 1 + 1 = _____
88) 10 + 1 = _____
89) 10 + 10 = _____
90) 10 + 3 = _____

Subtraction revision

91) 10 – 0 = _____
92) 10 – 10 = _____
95) 6 – 4 = _____
96) 7 – 4 = _____
97) 10 – 7 = _____
93) 3 – 2 = _____
94) 4 – 3 = _____
98) 11 – 8 = _____
99) 9 – 7 = _____
100) 12 – 9 = _____

This worksheet is part of the Professor Pete's Classroom eBook "Ten Minutes a Day 1: Addition & Subtraction Revision Worksheets". Plus 0 and plus 10 facts are SPECIAL CASES. The number zero is the "additive/subtractive identity", meaning that another number is unchanged by the action of adding/taking zero. Adding ten to a single digit number results in the associated teen number which has one ten and the single digit number of ones; most pairs of a single digit number and the associated teen number sound similar (eg, "six" and "sixteen"). This can be illustrated easily with a pair of ten frames.

Licensed for unlimited copying by original purchaser only.

Homework **(+0, –0, +10 & –10): 5 [B]**

PROFESSOR PETE'S CLASSROOM

∓	1	2	3	Rnbw	0&10	Dble	Dble+1	9	8	All

This worksheet is part of the Professor Pete's Classroom eBook "Ten Minutes a Day 1: Addition & Subtraction Revision Worksheets". Completing the wheels help your child remember their numbers facts with daily practice.

+0 & 10 Addition wheels

1)

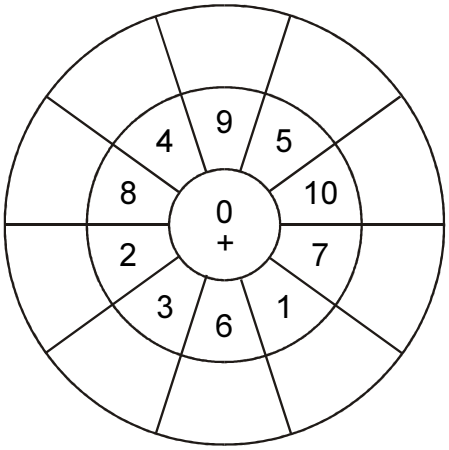

2)

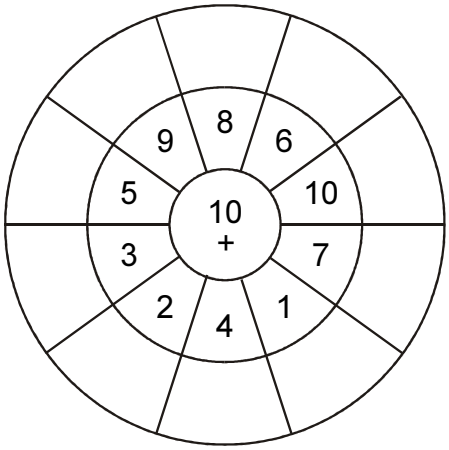

3)

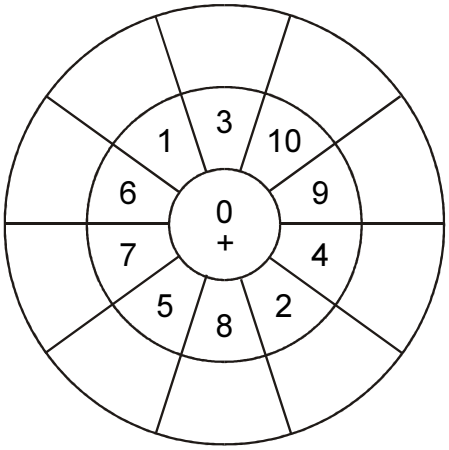

4)

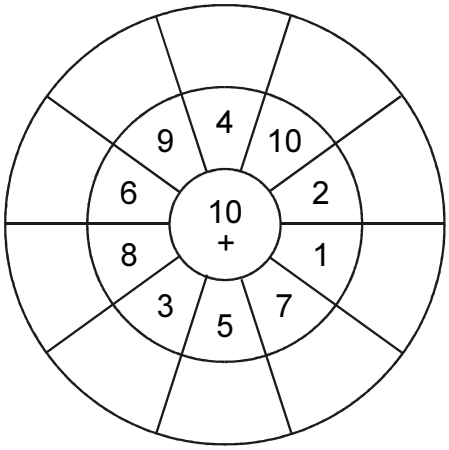

Pairs to ten wheels

5)

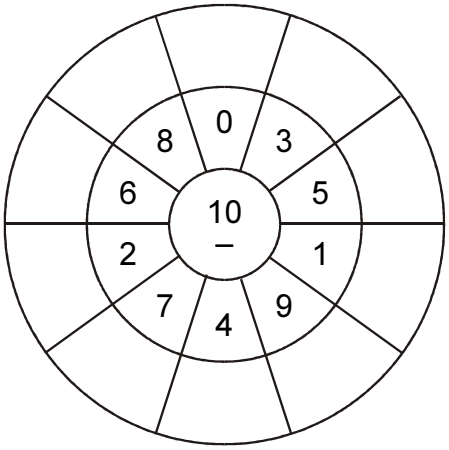

6)

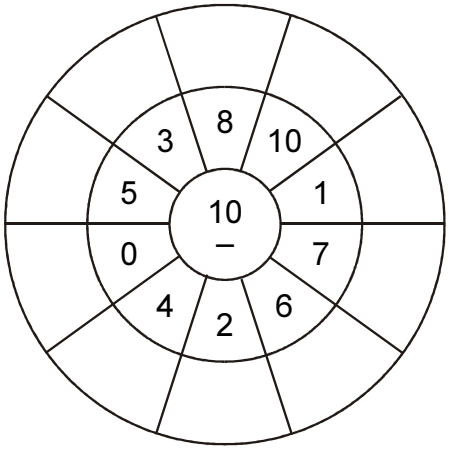

Licensed for unlimited copying by original purchaser only.

Homework — **(+, –) Doubling/Halving: 6 [A]**

PROFESSOR PETE'S CLASSROOM

∓	1	2	3	Rnbw	0&10	Dble	Dble+1	9	8	All

Doubles

1) 4 + 4 = _____
2) 9 + 9 = _____
3) 10 + 10 = _____
4) 5 + 5 = _____
5) 9 + 9 = _____
6) 1 + 1 = _____
7) 7 + 7 = _____
8) 7 + 7 = _____
9) 9 + 9 = _____
10) 5 + 5 = _____
11) 6 + 6 = _____
12) 8 + 8 = _____
13) 5 + 5 = _____
14) 0 + 0 = _____
15) 6 + 6 = _____
16) 7 + 7 = _____
17) 1 + 1 = _____
18) 2 + 2 = _____
19) 3 + 3 = _____
20) 6 + 6 = _____

Halving

21) 18 – 9 = _____
22) 18 – 9 = _____
23) 8 – 4 = _____
24) 10 – 5 = _____
25) 6 – 3 = _____
26) 2 – 1 = _____
27) 12 – 6 = _____
28) 14 – 7 = _____
29) 16 – 8 = _____
30) 12 – 6 = _____
31) 16 – 8 = _____
32) 16 – 8 = _____
33) 14 – 7 = _____
34) 10 – 5 = _____
35) 8 – 4 = _____
36) 2 – 1 = _____
37) 4 – 2 = _____
38) 12 – 6 = _____
39) 20 – 10 = _____
40) 20 – 10 = _____

Missing number

41) ___ + 9 = 18
42) 5 + 5 = _____
43) ___ + 6 = 12
44) ___ + 9 = 18
45) 7 + 7 = _____
46) ___ + 3 = 6
47) 2 + 2 = _____
48) ___ + 3 = 6
49) 5 + ___ = 10
50) 8 + 8 = _____
51) 4 + 4 = _____
52) 10 + ___ = 20
53) 9 + 9 = _____
54) ___ + 8 = 16
55) 6 + 6 = _____
56) ___ + 8 = 16
57) 6 + ___ = 12
58) 4 + ___ = 8
59) ___ + 7 = 14
60) 4 + ___ = 8
61) 5 + 5 = _____
62) 1 + 1 = _____
63) 1 + 1 = _____
64) 2 + ___ = 4
65) ___ + 8 = 16
66) ___ + 9 = 18
67) ___ + 5 = 10
68) ___ + 7 = 14
69) 4 + 4 = _____
70) 3 + ___ = 6
71) 5 + 5 = _____
72) 2 + 2 = _____
73) 2 + 2 = _____
74) 6 + 6 = _____
75) ___ + 8 = 16
76) ___ + 3 = 6
77) 7 + ___ = 14
78) ___ + 2 = 4
79) 10 + ___ = 20
80) 5 + 5 = _____

Addition revision

81) 7 + 7 = _____
82) 3 + 8 = _____
83) 1 + 4 = _____
84) 8 + 8 = _____
85) 9 + 9 = _____
86) 3 + 7 = _____
87) 3 + 5 = _____
88) 2 + 4 = _____
89) 2 + 7 = _____
90) 10 + 7 = _____

Rainbow missing number

91) ___ + 3 = 10
92) ___ + 2 = 10
93) 2 + ___ = 10
94) 3 + 7 = _____
95) ___ + 9 = 10
96) ___ + 4 = 10
97) 4 + ___ = 10
98) 9 + 1 = _____
99) ___ + 5 = 10
100) 0 + ___ = 10

This worksheet is part of the Professor Pete's Classroom eBook "Ten Minutes a Day 1: Addition & Subtraction Revision Worksheets". The recommended teaching sequence is shown in the bar at the top of this sheet. Doubles addition and subtraction number facts are taught using a DOUBLING/HALVING strategy, connecting to everyday situations in which numbers are doubled, or one half of a double is subtracted.

Licensed for unlimited copying by original purchaser only.

PROFESSOR PETE'S CLASSROOM

∓	1	2	3	Rnbw	0&10	Dble	Dble+1	9	8	All

This worksheet is part of the Professor Pete's Classroom eBook "Ten Minutes a Day 1: Addition & Subtraction Revision Worksheets". Completing the wheels help your child remember their numbers facts with daily practice.

Revision addition wheels

1)

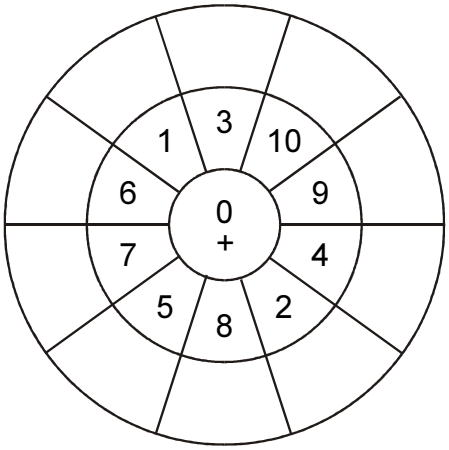

2)

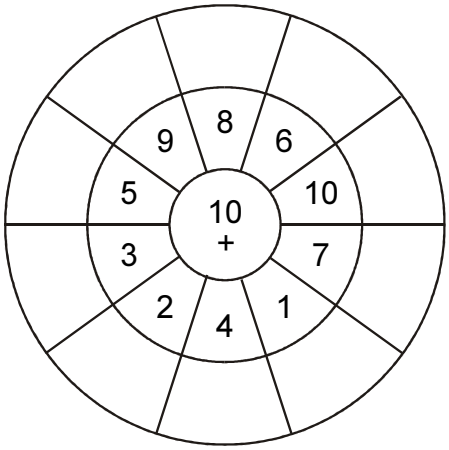

3)

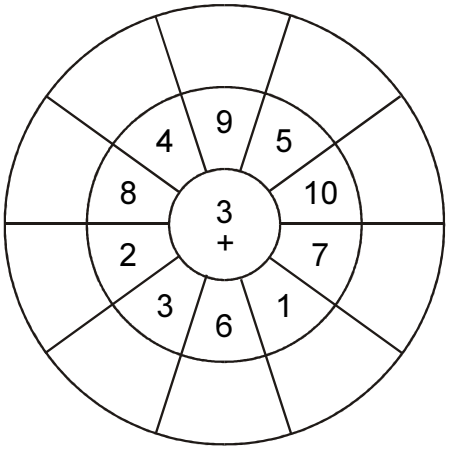

4)

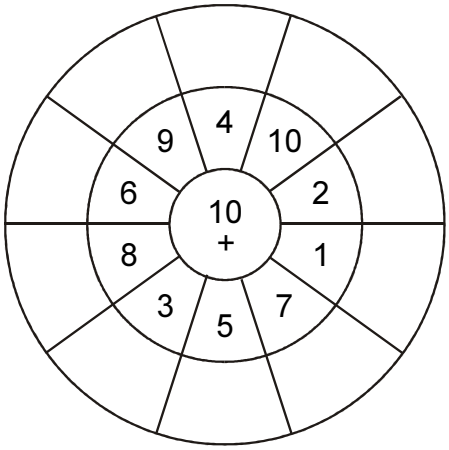

Pairs to ten wheels

5)

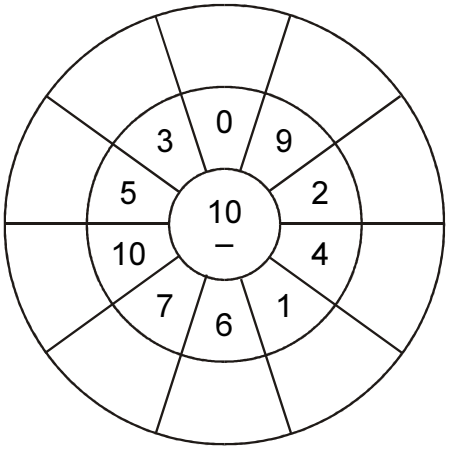

6)

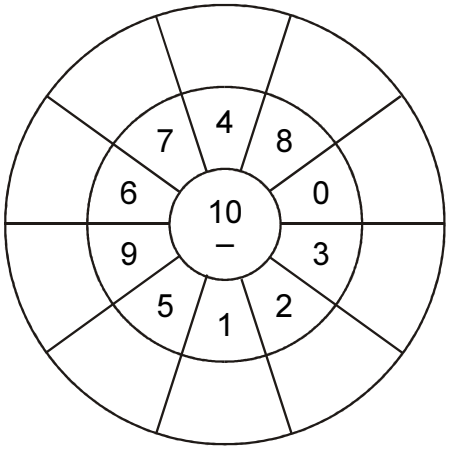

Licensed for unlimited copying by original purchaser only.

Homework — **(+, –) Doubles +1: 7 [A]**

PROFESSOR PETE'S CLASSROOM

∓	1	2	3	Rnbw	0&10	Dble	**Dble+1**	9	8	All

Doubles +1

1) 7 + 7 = _____
2) 6 + 6 = _____
3) 9 + 10 = _____
4) 5 + 5 = _____
5) 9 + 9 = _____
6) 5 + 6 = _____
7) 3 + 4 = _____
8) 8 + 9 = _____
9) 6 + 7 = _____
10) 4 + 4 = _____
11) 7 + 8 = _____
12) 3 + 3 = _____
13) 5 + 5 = _____
14) 8 + 9 = _____
15) 8 + 8 = _____
16) 4 + 5 = _____
17) 8 + 8 = _____
18) 5 + 6 = _____
19) 2 + 2 = _____
20) 2 + 3 = _____

Related to doubles +1

41) 9 – 4 = _____
42) 9 – 4 = _____
43) 11 – 5 = _____
44) 8 – 4 = _____
45) 7 – 3 = _____
46) 14 – 7 = _____
47) 11 – 5 = _____
48) 8 – 4 = _____
49) 8 – 4 = _____
50) 13 – 6 = _____
51) 8 – 4 = _____
52) 17 – 8 = _____
53) 16 – 8 = _____
54) 9 – 4 = _____
55) 14 – 7 = _____
56) 15 – 7 = _____
57) 10 – 5 = _____
58) 15 – 7 = _____
59) 10 – 5 = _____
60) 6 – 3 = _____

Turn arounds

21) 8 + 7 = _____
22) 9 + 8 = _____
23) 6 + 6 = _____
24) 9 + 9 = _____
25) 8 + 8 = _____
26) 4 + 4 = _____
27) 7 + 6 = _____
28) 3 + 2 = _____
29) 10 + 9 = _____
30) 5 + 4 = _____
31) 7 + 6 = _____
32) 6 + 5 = _____
33) 5 + 5 = _____
34) 6 + 6 = _____
35) 7 + 7 = _____
36) 7 + 7 = _____
37) 8 + 7 = _____
38) 4 + 3 = _____
39) 3 + 3 = _____
40) 2 + 2 = _____

Turn arounds

61) 9 – 4 = _____
62) 8 – 4 = _____
63) 12 – 6 = _____
64) 10 – 5 = _____
65) 8 – 4 = _____
66) 6 – 3 = _____
67) 11 – 5 = _____
68) 13 – 6 = _____
69) 15 – 7 = _____
70) 8 – 4 = _____
71) 14 – 7 = _____
72) 16 – 8 = _____
73) 11 – 5 = _____
74) 15 – 7 = _____
75) 7 – 3 = _____
76) 9 – 4 = _____
77) 9 – 4 = _____
78) 17 – 9 = _____
79) 10 – 5 = _____
80) 14 – 7 = _____

Doubles +1 revision

81) 8 + 9 = _____
82) 6 + 5 = _____
83) 5 + 4 = _____
84) 4 + 3 = _____
85) 4 + 5 = _____
86) 5 + 6 = _____
87) 8 + 7 = _____
88) 3 + 2 = _____
89) 7 + 8 = _____
90) 7 + 6 = _____
91) 8 + ___ = 15
92) 5 + 6 = _____
93) ___ + 6 = 13
94) 4 + ___ = 7
95) ___ + 5 = 11
96) ___ + 9 = 17
97) 7 + ___ = 15
98) ___ + 5 = 9
99) 5 + ___ = 9
100) 3 + 4 = _____

This worksheet is part of the Professor Pete's Classroom eBook "Ten Minutes a Day 1: Addition & Subtraction Revision Worksheets". The recommended teaching sequence is shown in the bar at the top of this sheet. Doubles +1 number facts are taught using a THINK OF DOUBLES strategy: once doubles are memorized, any double plus one fact is easily found by counting on one more. Doubles plus one facts are recognized by the pairing of two numbers that are consecutive counting numbers, their sum equalling double the smaller number plus one more.

Licensed for unlimited copying by original purchaser only.

PROFESSOR PETE'S CLASSROOM

∓	1	2	3	Rnbw	0&10	Dble	Dble+1	9	8	All

This worksheet is part of the Professor Pete's Classroom eBook "Ten Minutes a Day 1: Addition & Subtraction Revision Worksheets". Completing the wheels help your child remember their numbers facts with daily practice.

Revision addition wheels

1)

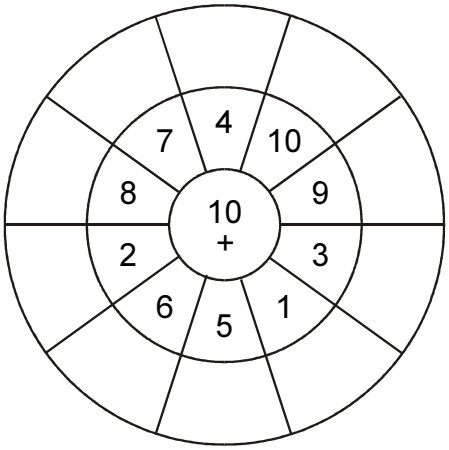

2)

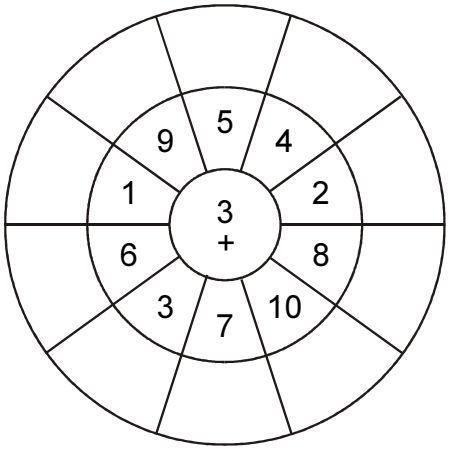

3)

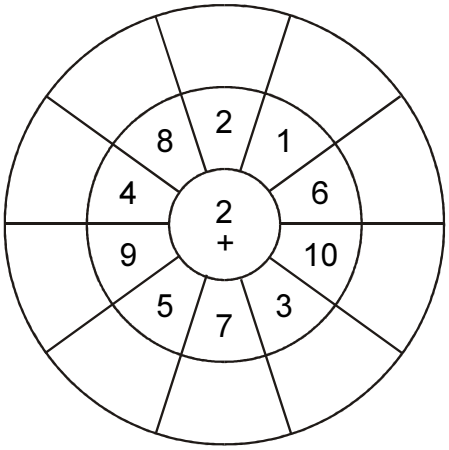

4)

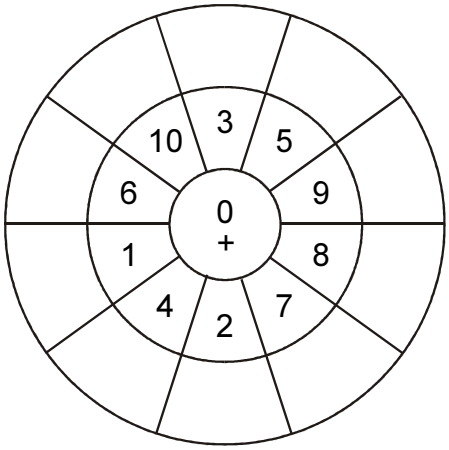

Pairs to ten wheels

5)

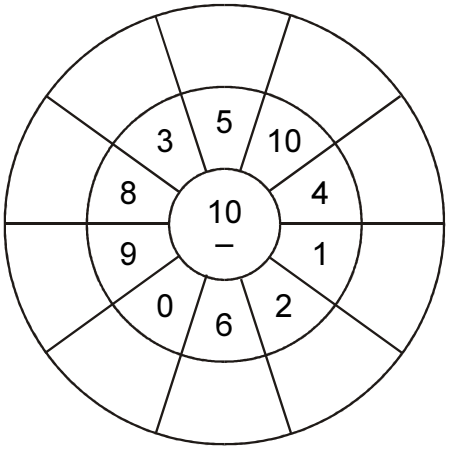

6)

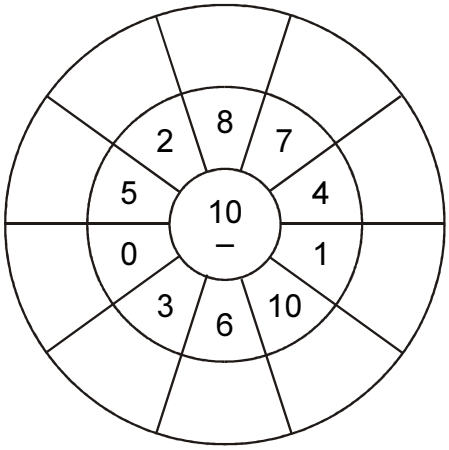

Homework — **+9, –9 Near 10: 8 [A]**

PROFESSOR PETE'S CLASSROOM

∓	1	2	3	Rnbw	0&10	Dble	Dble+1	9	8	All

+9 (near 10)

1) 3 + 10 = _____
2) 0 + 9 = _____
3) 5 + 10 = _____
4) 3 + 9 = _____
5) 4 + 9 = _____
6) 6 + 10 = _____
7) 7 + 10 = _____
8) 6 + 9 = _____
9) 6 + 9 = _____
10) 4 + 9 = _____
11) 7 + 9 = _____
12) 2 + 9 = _____
13) 8 + 9 = _____
14) 8 + 9 = _____
15) 8 + 10 = _____
16) 5 + 9 = _____
17) 4 + 10 = _____
18) 9 + 9 = _____
19) 5 + 9 = _____
20) 7 + 9 = _____

–9 (near 10)

41) 18 – 9 = _____
42) 17 – 9 = _____
43) 17 – 10 = _____
44) 16 – 9 = _____
45) 17 – 9 = _____
46) 16 – 9 = _____
47) 14 – 10 = _____
48) 15 – 10 = _____
49) 18 – 10 = _____
50) 15 – 9 = _____
51) 14 – 9 = _____
52) 16 – 10 = _____
53) 13 – 9 = _____
54) 13 – 9 = _____
55) 11 – 9 = _____
56) 14 – 9 = _____
57) 15 – 9 = _____
58) 12 – 9 = _____
59) 13 – 10 = _____
60) 12 – 9 = _____

+9 Turn arounds

21) 10 + 4 = _____
22) 9 + 0 = _____
23) 9 + 9 = _____
24) 10 + 5 = _____
25) 9 + 4 = _____
26) 9 + 8 = _____
27) 9 + 7 = _____
28) 10 + 6 = _____
29) 9 + 8 = _____
30) 9 + 3 = _____
31) 9 + 4 = _____
32) 9 + 5 = _____
33) 9 + 1 = _____
34) 9 + 6 = _____
35) 9 + 6 = _____
36) 10 + 7 = _____
37) 9 + 7 = _____
38) 10 + 8 = _____
39) 9 + 5 = _____
40) 9 + 2 = _____

Difference of 9

61) 12 – 3 = _____
62) 15 – 6 = _____
63) 17 – 7 = _____
64) 12 – 3 = _____
65) 14 – 5 = _____
66) 15 – 5 = _____
67) 16 – 6 = _____
68) 17 – 8 = _____
69) 12 – 2 = _____
70) 15 – 6 = _____
71) 13 – 4 = _____
72) 16 – 7 = _____
73) 14 – 4 = _____
74) 13 – 3 = _____
75) 14 – 5 = _____
76) 15 – 9 = _____
77) 17 – 8 = _____
78) 13 – 4 = _____
79) 16 – 7 = _____
80) 14 – 9 = _____

+9 revision

81) ___ + 3 = 12
82) ___ + 10 = 19
83) ___ + 6 = 15
84) ___ + 7 = 16
85) 9 + 2 = _____
86) 9 + 8 = _____
87) ___ + 5 = 14
88) ___ + 4 = 13
89) 9 + 9 = _____
90) 9 + 4 = _____
91) ___ + 9 = 10
92) 8 + 9 = _____
93) ___ + 9 = 9
94) ___ + 9 = 18
95) ___ + 9 = 19
96) 4 + ___ = 13
97) ___ + 9 = 15
98) 5 + ___ = 14
99) 7 + ___ = 16
100) 3 + 9 = _____

This worksheet is part of the Professor Pete's Classroom eBook "Ten Minutes a Day 1: Addition & Subtraction Revision Worksheets". The recommended teaching sequence is shown in the bar at the top of this sheet. Plus 9 number facts are taught using a NEAR TEN strategy: encourage students to think of adding ten, then subtracting one. Take 9 facts are similar, encourage students to think of taking ten, then adding one. The difference of 9 requires students to think of taking the ones from the teen number, then taking one more. Ten frames are excellent for explaining these facts.

Licensed for unlimited copying by original purchaser only.

Homework **+9, –9 Near 10: 8 [B]**

PROFESSOR PETE'S CLASSROOM

∓	1	2	3	Rnbw	0&10	Dble	Dble+1	9	8	All

This worksheet is part of the Professor Pete's Classroom eBook "Ten Minutes a Day 1: Addition & Subtraction Revision Worksheets". Completing the wheels help your child remember their numbers facts with daily practice.

+9 Addition wheels

1)

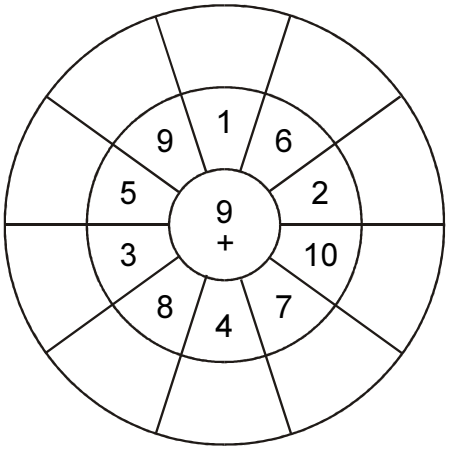

2)

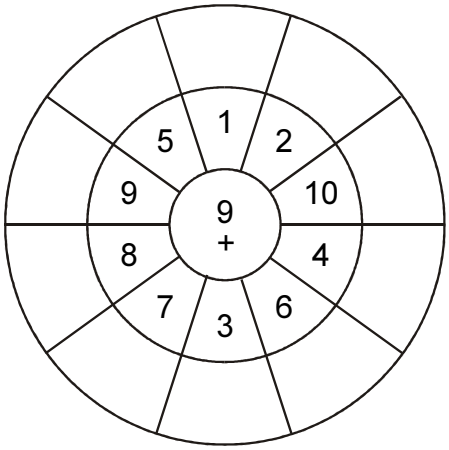

3)

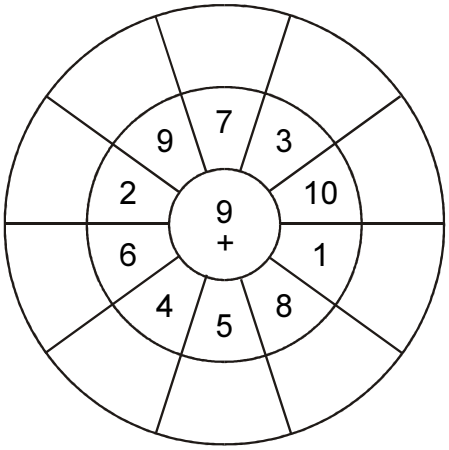

4)

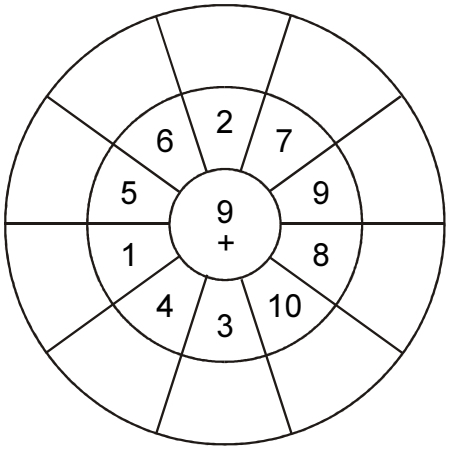

Pairs to ten wheels

5)

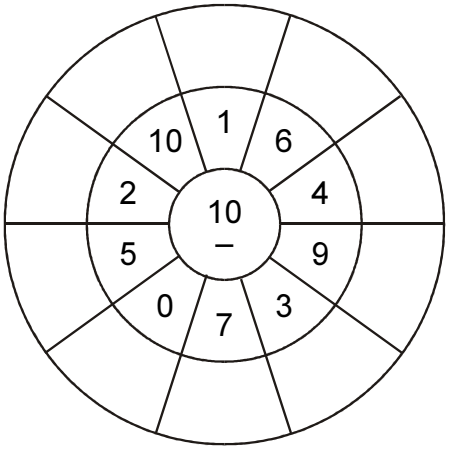

6)

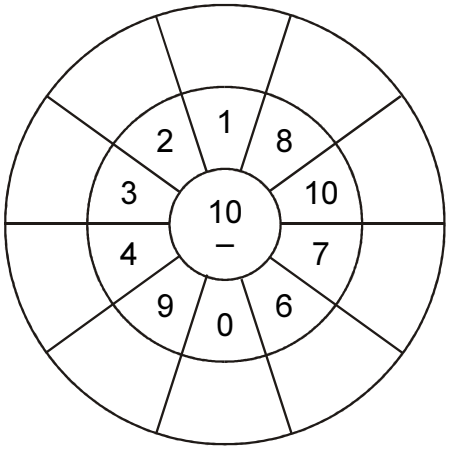

Licensed for unlimited copying by original purchaser only.

Homework — **+8, –8 Near 10: 9 [A]**

PROFESSOR PETE'S CLASSROOM

∓	1	2	3	Rnbw	0&10	Dble	Dble+1	9	8	All

+8 (near 10)

1) 4 + 10 = _____
2) 4 + 8 = _____
3) 9 + 10 = _____
4) 9 + 8 = _____
5) 5 + 10 = _____
6) 5 + 8 = _____
7) 6 + 10 = _____
8) 6 + 8 = _____
9) 7 + 10 = _____
10) 7 + 8 = _____
11) 8 + 10 = _____
12) 8 + 8 = _____
13) 3 + 10 = _____
14) 3 + 8 = _____
15) 5 + 8 = _____
16) 4 + 8 = _____
17) 3 + 8 = _____
18) 2 + 8 = _____
19) 7 + 8 = _____
20) 6 + 8 = _____

Difference of 8

41) 12 – 2 = _____
42) 12 – 4 = _____
43) 17 – 7 = _____
44) 17 – 9 = _____
45) 14 – 4 = _____
46) 14 – 6 = _____
47) 13 – 3 = _____
48) 13 – 5 = _____
49) 16 – 6 = _____
50) 16 – 8 = _____
51) 15 – 5 = _____
52) 15 – 7 = _____
53) 11 – 3 = _____
54) 14 – 6 = _____
55) 10 – 8 = _____
56) 8 – 0 = _____
57) 13 – 5 = _____
58) 14 – 6 = _____
59) 12 – 8 = _____
60) 13 – 5 = _____

Turn arounds

21) 10 + 3 = _____
22) 8 + 3 = _____
23) 10 + 8 = _____
24) 8 + 8 = _____
25) 10 + 6 = _____
26) 8 + 6 = _____
27) 10 + 7 = _____
28) 8 + 7 = _____
29) 10 + 5 = _____
30) 8 + 5 = _____
31) 10 + 4 = _____
32) 8 + 4 = _____
33) 10 + 1 = _____
34) 3 + 10 = _____
35) 1 + 4 = _____
36) 6 + 2 = _____
37) 3 + 1 = _____
38) 4 + 10 = _____
39) 0 + 0 = _____
40) 4 + 5 = _____

Difference of 8, –8

61) 10 – 8 = _____
62) 11 – 8 = _____
63) 14 – 6 = _____
64) 10 – 8 = _____
65) 12 – 4 = _____
66) 13 – 5 = _____
67) 8 – 8 = _____
68) 13 – 5 = _____
69) 12 – 4 = _____
70) 15 – 7 = _____
71) 16 – 8 = _____
72) 13 – 8 = _____
73) 17 – 9 = _____
74) 16 – 8 = _____
75) 18 – 8 = _____
76) 12 – 8 = _____
77) 10 – 8 = _____
78) 14 – 8 = _____
79) 15 – 7 = _____
80) 11 – 8 = _____

+8 revision

81) 8 + 4 = _____
82) 8 + 9 = _____
83) ___ + 2 = 10
84) ___ + 6 = 14
85) 8 + ___ = 15
86) ___ + 3 = 11
87) 8 + ___ = 13
88) 8 + 8 = _____
89) ___ + 10 = 18
90) 8 + ___ = 16
91) ___ + 8 = 15
92) 5 + 8 = _____
93) ___ + 8 = 18
94) ___ + 8 = 12
95) ___ + 8 = 16
96) 1 + ___ = 9
97) ___ + 8 = 17
98) 2 + ___ = 10
99) 6 + ___ = 14
100) 3 + 8 = _____

This worksheet is part of the Professor Pete's Classroom eBooks "Ten Minutes a Day 1: Addition & Subtraction Revision Worksheets". The recommended teaching sequence is shown in the bar at the top of this sheet. Plus 8 number facts are taught using a NEAR TEN strategy: encourage students to think of adding ten, then subtracting two. Minus 8 facts are similar, encourage students to think of taking ten, then adding two. The difference of 8 requires students to think of taking the ones from the teen number, then taking two more. Ten frames are excellent for explaining these facts.

Licensed for unlimited copying by original purchaser only.

Homework **+8, –8 Near 10: 9 [B]**

PROFESSOR PETE'S CLASSROOM

∓	1	2	3	Rnbw	0&10	Dble	Dble+1	9	8	All

This worksheet is part of the Professor Pete's Classroom eBook "Ten Minutes a Day 1: Addition & Subtraction Revision Worksheets". Completing the wheels help your child remember their numbers facts with daily practice.

+8 Addition wheels

1)

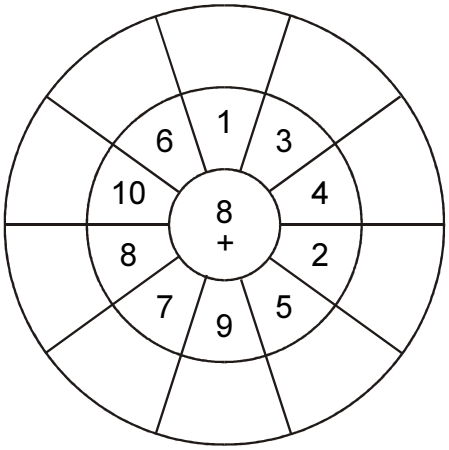

2)

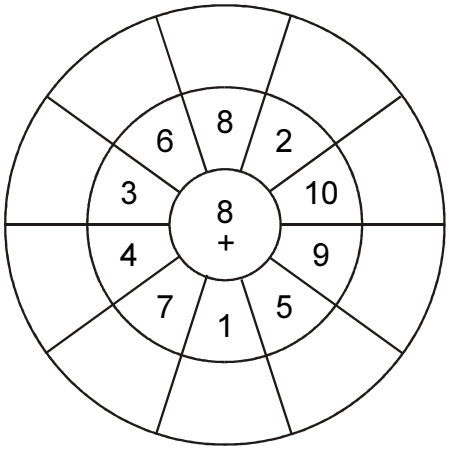

3)

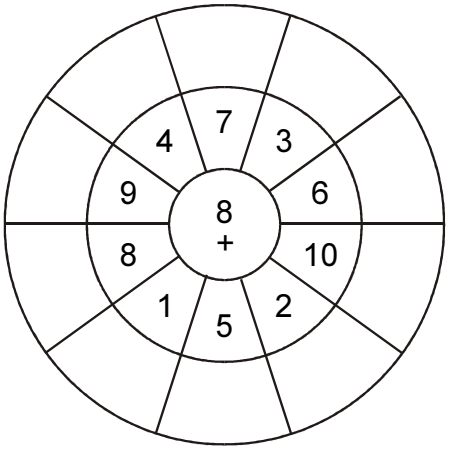

4)

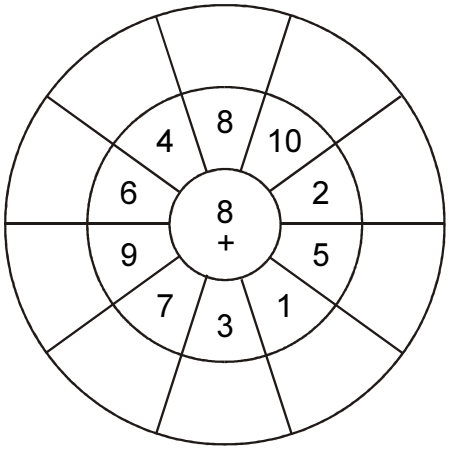

Pairs to ten wheels

5)

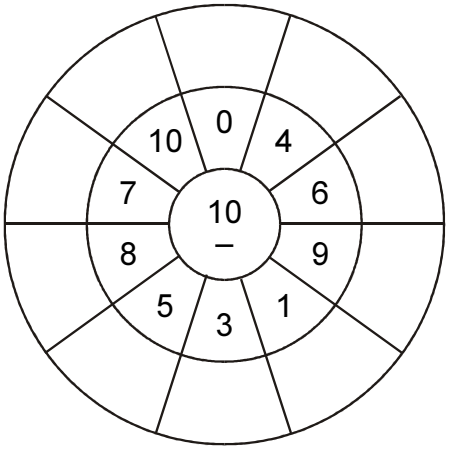

6)

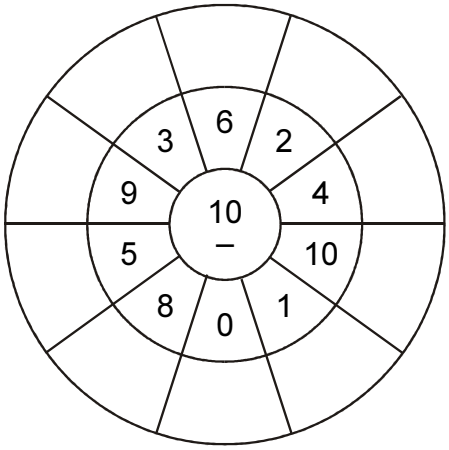

Licensed for unlimited copying by original purchaser only.

Homework — **+, – Remaining Facts: 10 [A]**

PROFESSOR PETE'S CLASSROOM

∓	1	2	3	Rnbw	0&10	Dble	Dble+1	9	8	All

Remaining addition facts (4+7) (5+7)

1) 7 + 4 = _____
2) 7 + 4 = _____
3) 7 + 5 = _____
4) 7 + 4 = _____
5) 5 + 7 = _____
6) 4 + 7 = _____
7) 5 + 7 = _____
8) 4 + 7 = _____
9) 5 + 7 = _____
10) 7 + 5 = _____

Related remaining subtraction facts

11) 11 – 7 = _____
12) 12 – 7 = _____
13) 11 – 7 = _____
14) 11 – 7 = _____
15) 12 – 7 = _____
16) 12 – 7 = _____
17) 11 – 7 = _____
18) 12 – 7 = _____
19) 11 – 7 = _____
20) 11 – 7 = _____

Missing number revision

21) ___ + 4 = 13
22) ___ + 2 = 9
23) ___ + 6 = 14
24) ___ + 8 = 12
25) 4 + 6 = _____
26) 7 + ___ = 11
27) 8 + 8 = _____
28) 5 + 10 = _____
29) 6 + ___ = 13
30) 7 + 7 = _____
31) ___ + 3 = 7
32) 3 + ___ = 8
33) 9 + ___ = 18
34) 5 + 4 = _____
35) ___ + 9 = 16
36) 5 + 6 = _____
37) ___ + 2 = 6
38) ___ + 6 = 12
39) 7 + 5 = _____
40) 3 + 8 = _____
41) 9 + 7 = _____
42) 7 + ___ = 15
43) 3 + ___ = 12
44) 9 + ___ = 17
45) 7 + 3 = _____
46) ___ + 7 = 15
47) 8 + 2 = _____
48) 3 + ___ = 7
49) 4 + ___ = 9
50) ___ + 2 = 11

Addition revision

51) 7 + 6 = _____
52) 9 + 9 = _____
53) 6 + 9 = _____
54) 5 + 5 = _____
55) 5 + 4 = _____
56) 5 + 9 = _____
57) 6 + 4 = _____
58) 3 + 6 = _____
59) 9 + 7 = _____
60) 3 + 9 = _____
61) 2 + 7 = _____
62) 2 + 5 = _____
63) 7 + 5 = _____
64) 6 + 6 = _____
65) 3 + 5 = _____
66) 4 + 8 = _____
67) 5 + 6 = _____
68) 6 + 5 = _____
69) 9 + 6 = _____
70) 8 + 4 = _____
71) 9 + 4 = _____
72) 2 + 8 = _____
73) 9 + 5 = _____
74) 4 + 9 = _____
75) 3 + 8 = _____
76) 8 + 5 = _____
77) 8 + 9 = _____
78) 4 + 4 = _____
79) 3 + 4 = _____
80) 6 + 7 = _____

Subtraction revision

81) 6 – 4 = _____
82) 7 – 2 = _____
83) 12 – 5 = _____
84) 4 – 2 = _____
85) 15 – 6 = _____
86) 10 – 3 = _____
87) 15 – 9 = _____
88) 6 – 2 = _____
89) 9 – 3 = _____
90) 11 – 8 = _____
91) 11 – 5 = _____
92) 8 – 5 = _____
93) 16 – 7 = _____
94) 17 – 8 = _____
95) 12 – 6 = _____
96) 14 – 7 = _____
97) 13 – 5 = _____
98) 18 – 9 = _____
99) 11 – 4 = _____
100) 13 – 7 = _____

This worksheet is part of the Professor Pete's Classroom eBook "Ten Minutes a Day 1: Addition & Subtraction Revision Worksheets". Once the previous recommended strategies have been learned, there are just two pairs of addition facts which remain: 7+4 and 7+5, and their turnaround facts. These facts can be learned as special cases, and students can be encouraged to think of related facts that help to memorize them. For example, 7+4 is just one more than the rainbow fact 7+3. A pair of ten frames can be used to illustrate 7+5, which will show that this sum is the same as double five plus two, or 12. The remainder of this worksheet includes revision of all strategies from previous worksheet sets.

Licensed for unlimited copying by original purchaser only.

Homework **+, – Remaining Facts: 10 [B]**

PROFESSOR PETE'S CLASSROOM

∓	1	2	3	Rnbw	0&10	Dble	Dble+1	9	8	All

This worksheet is part of the Professor Pete's Classroom eBook "Ten Minutes a Day 1: Addition & Subtraction Revision Worksheets". Completing the wheels help your child remember their numbers facts with daily practice.

Revision addition wheels

1)

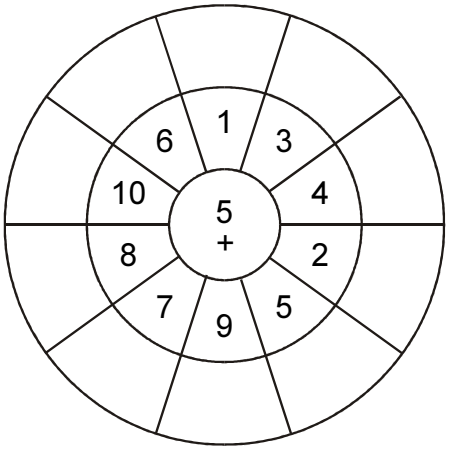

2)

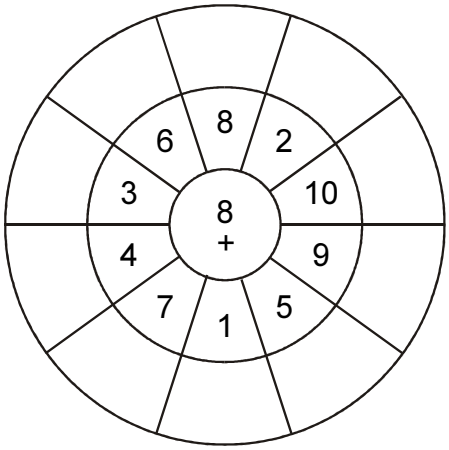

3)

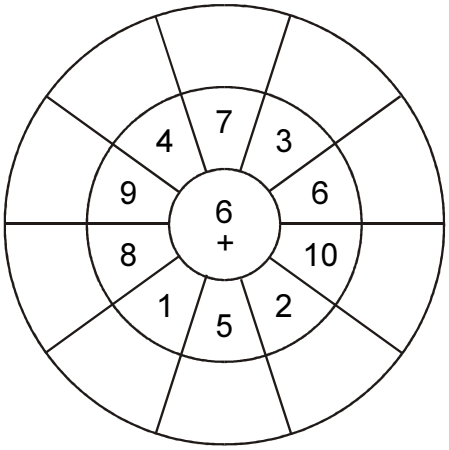

4)

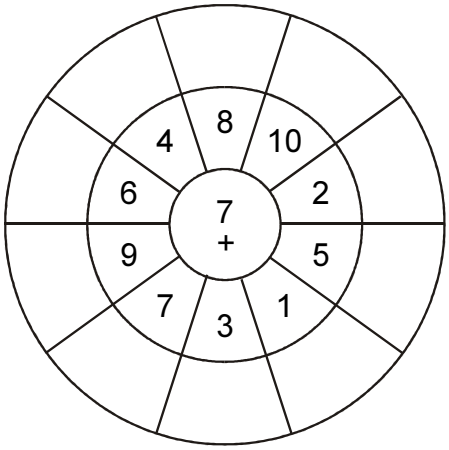

Pairs to ten wheels

5)

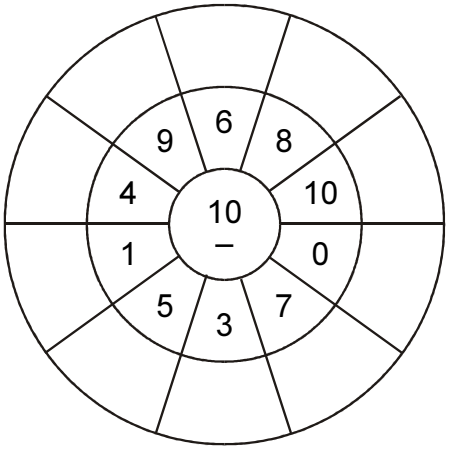

6)

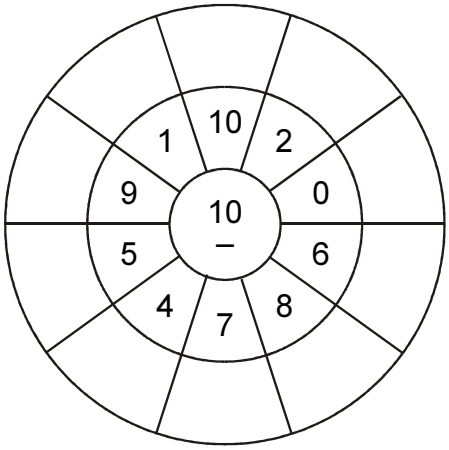

Licensed for unlimited copying by original purchaser only.

PROFESSOR PETE'S CLASSROOM

Answer Keys

Licensed for unlimited copying by original purchaser only.

Answer Keys

Answer Keys are provided for all worksheets in this eBook. Each Answer Key is identified by the title in the header of the page, which is identical to the relevant worksheet.

Suggested Uses:

1. Put the complete set of answer keys in a folder for students to take when marking their own work.
2. Display the relevant answer key on a data projector, with or without an interactive whiteboard, to display the answers to students as they mark each other's responses.

Licensed for unlimited copying by original purchaser only.

Ten Minutes a Day 1 **ANSWERS** **Addition & Subtraction Revision**

Time: **Score:** **Count On/Back (+1, –1):** **1 [A]**

PROFESSOR PETE'S CLASSROOM

∓	1	2	3	Rnbw	0&10	Dble	Dble+1	9	8	All

Use the number line to help count on.
Do not use your fingers.

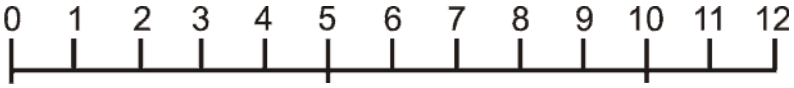

Count on 1

1) 8 + 1 = 9
2) 5 + 1 = 6
3) 7 + 1 = 8
4) 10 + 1 = 11
5) 2 + 1 = 3
6) 1 + 1 = 2
7) 4 + 1 = 5
8) 1 + 1 = 2
9) 8 + 1 = 9
10) 8 + 1 = 9
11) 1 + 1 = 2
12) 3 + 1 = 4
13) 6 + 1 = 7
14) 9 + 1 = 10
15) 4 + 1 = 5
16) 2 + 1 = 3
17) 2 + 1 = 3
18) 5 + 1 = 6
19) 1 + 1 = 2
20) 6 + 1 = 7

Count back 1

31) 10 – 1 = 9
32) 5 – 1 = 4
33) 9 – 1 = 8
34) 11 – 1 = 10
35) 7 – 1 = 6
36) 6 – 1 = 5
37) 8 – 1 = 7
38) 4 – 1 = 3
39) 2 – 1 = 1
40) 3 – 1 = 2

Turn arounds

21) 1 + 2 = 3
22) 1 + 10 = 11
23) 1 + 1 = 2
24) 1 + 9 = 10
25) 1 + 6 = 7
26) 1 + 3 = 4
27) 1 + 5 = 6
28) 1 + 8 = 9
29) 1 + 4 = 5
30) 1 + 7 = 8

Difference of 1, count back 1

41) 7 – 1 = 6
42) 10 – 9 = 1
43) 2 – 1 = 1
44) 4 – 3 = 1
45) 9 – 8 = 1
46) 9 – 1 = 8
47) 8 – 1 = 7
48) 4 – 3 = 1
49) 3 – 2 = 1
50) 9 – 8 = 1
51) 8 – 7 = 1
52) 6 – 5 = 1
53) 4 – 1 = 3
54) 5 – 4 = 1
55) 6 – 1 = 5
56) 7 – 6 = 1
57) 5 – 4 = 1
58) 10 – 1 = 9
59) 8 – 1 = 7
60) 7 – 6 = 1

Missing number

61) 8 + 1 = 9
62) 4 + 1 = 5
63) 10 + 1 = 11
64) 7 + 1 = 8
65) 1 + 1 = 2
66) 2 + 1 = 3
67) 3 + 1 = 4
68) 9 + 1 = 10
69) 6 + 1 = 7
70) 5 + 1 = 6
71) 1 + 2 = 3
72) 1 + 10 = 11
73) 1 + 9 = 10
74) 1 + 4 = 5
75) 1 + 1 = 2
76) 1 + 6 = 7
77) 1 + 8 = 9
78) 1 + 3 = 4
79) 1 + 7 = 8
80) 1 + 5 = 6

This worksheet is part of the Professor Pete's Classroom eBook "Ten Minutes a Day 1: Addition Subtraction Revision Worksheets".
The recommended teaching sequence is shown in the bar at the top of this sheet Plus/take 1 facts are taught using a COUNT ON/COUNT BACK strategy: Students who are familiar with the sequence of counting numbers can mentally "count on" or "count back" to the next number, and name it.

Licensed for unlimited copying by original purchaser only.

Ten Minutes a Day 1 **ANSWERS** **Addition & Subtraction Revision**

Time: **Score:** **Count On/Back (+1, –1):** **1 [B]**

PROFESSOR PETE'S CLASSROOM

∓	1	2	3	Rnbw	0&10	Dble	Dble+1	9	8	All

Use the number line to help count on.
Do not use your fingers.

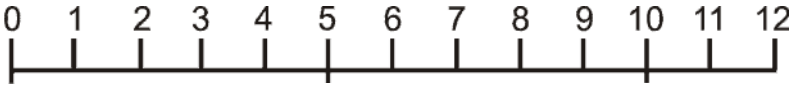

Count on 1

1) 2 + 1 = 3
2) 9 + 1 = 10
3) 10 + 1 = 11
4) 1 + 1 = 2
5) 4 + 1 = 5
6) 8 + 1 = 9
7) 5 + 1 = 6
8) 5 + 1 = 6
9) 3 + 1 = 4
10) 5 + 1 = 6
11) 3 + 1 = 4
12) 7 + 1 = 8
13) 5 + 1 = 6
14) 8 + 1 = 9
15) 6 + 1 = 7
16) 9 + 1 = 10
17) 6 + 1 = 7
18) 5 + 1 = 6
19) 3 + 1 = 4
20) 10 + 1 = 11

Turn arounds

21) 1 + 8 = 9
22) 1 + 5 = 6
23) 1 + 3 = 4
24) 1 + 10 = 11
25) 1 + 4 = 5
26) 1 + 9 = 10
27) 1 + 7 = 8
28) 1 + 2 = 3
29) 1 + 1 = 2
30) 1 + 6 = 7

Count back 1

31) 5 – 1 = 4
32) 11 – 1 = 10
33) 8 – 1 = 7
34) 4 – 1 = 3
35) 6 – 1 = 5
36) 3 – 1 = 2
37) 9 – 1 = 8
38) 7 – 1 = 6
39) 2 – 1 = 1
40) 10 – 1 = 9

Difference of 1, count back 1

41) 4 – 3 = 1
42) 7 – 6 = 1
43) 8 – 1 = 7
44) 8 – 1 = 7
45) 9 – 8 = 1
46) 5 – 4 = 1
47) 9 – 1 = 8
48) 3 – 2 = 1
49) 4 – 3 = 1
50) 5 – 4 = 1
51) 8 – 7 = 1
52) 2 – 1 = 1
53) 10 – 9 = 1
54) 7 – 1 = 6
55) 10 – 1 = 9
56) 7 – 6 = 1
57) 6 – 1 = 5
58) 4 – 1 = 3
59) 9 – 8 = 1
60) 6 – 5 = 1

Missing number

61) 4 + 1 = 5
62) 7 + 1 = 8
63) 6 + 1 = 7
64) 5 + 1 = 6
65) 3 + 1 = 4
66) 2 + 1 = 3
67) 8 + 1 = 9
68) 1 + 1 = 2
69) 9 + 1 = 10
70) 10 + 1 = 11
71) 1 + 3 = 4
72) 1 + 6 = 7
73) 1 + 9 = 10
74) 1 + 5 = 6
75) 1 + 2 = 3
76) 1 + 4 = 5
77) 1 + 8 = 9
78) 1 + 10 = 11
79) 1 + 1 = 2
80) 1 + 7 = 8

This worksheet is part of the Professor Pete's Classroom eBook "Ten Minutes a Day 1: Addition Subtraction Revision Worksheets".
The recommended teaching sequence is shown in the bar at the top of this sheet Plus/take 1 facts are taught using a COUNT ON/COUNT BACK strategy: Students who are familiar with the sequence of counting numbers can mentally "count on" or "count back" to the next number, and name it.

Licensed for unlimited copying by original purchaser only.

Ten Minutes a Day 1 **ANSWERS** **Addition & Subtraction Revision**

Time: **Score:** **Count On/Back (+1, –1):** **1 [C]**

PROFESSOR PETE'S CLASSROOM

∓	1	2	3	Rnbw	0&10	Dble	Dble+1	9	8	All

Use the number line to help count on. Do not use your fingers.

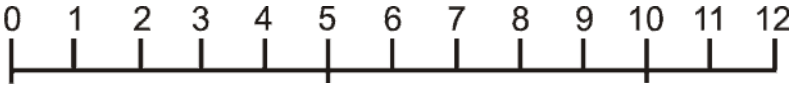

Count on 1

1) 10 + 1 = 11
2) 4 + 1 = 5
3) 3 + 1 = 4
4) 2 + 1 = 3
5) 1 + 1 = 2
6) 9 + 1 = 10
7) 2 + 1 = 3
8) 2 + 1 = 3
9) 4 + 1 = 5
10) 4 + 1 = 5
11) 8 + 1 = 9
12) 5 + 1 = 6
13) 7 + 1 = 8
14) 9 + 1 = 10
15) 6 + 1 = 7
16) 4 + 1 = 5
17) 8 + 1 = 9
18) 10 + 1 = 11
19) 8 + 1 = 9
20) 3 + 1 = 4

Turn arounds

21) 1 + 2 = 3
22) 1 + 10 = 11
23) 1 + 9 = 10
24) 1 + 5 = 6
25) 1 + 6 = 7
26) 1 + 8 = 9
27) 1 + 4 = 5
28) 1 + 1 = 2
29) 1 + 7 = 8
30) 1 + 3 = 4

Count back 1

31) 8 – 1 = 7
32) 10 – 1 = 9
33) 3 – 1 = 2
34) 7 – 1 = 6
35) 6 – 1 = 5
36) 2 – 1 = 1
37) 9 – 1 = 8
38) 5 – 1 = 4
39) 11 – 1 = 10
40) 4 – 1 = 3

Difference of 1, count back 1

41) 7 – 6 = 1
42) 7 – 6 = 1
43) 8 – 1 = 7
44) 7 – 1 = 6
45) 6 – 1 = 5
46) 4 – 1 = 3
47) 4 – 3 = 1
48) 3 – 2 = 1
49) 10 – 1 = 9
50) 8 – 7 = 1
51) 6 – 5 = 1
52) 8 – 1 = 7
53) 9 – 8 = 1
54) 10 – 9 = 1
55) 4 – 3 = 1
56) 9 – 8 = 1
57) 2 – 1 = 1
58) 9 – 1 = 8
59) 5 – 4 = 1
60) 5 – 4 = 1

Missing number

61) 1 + 1 = 2
62) 8 + 1 = 9
63) 5 + 1 = 6
64) 6 + 1 = 7
65) 7 + 1 = 8
66) 9 + 1 = 10
67) 4 + 1 = 5
68) 3 + 1 = 4
69) 10 + 1 = 11
70) 2 + 1 = 3
71) 1 + 6 = 7
72) 1 + 1 = 2
73) 1 + 10 = 11
74) 1 + 7 = 8
75) 1 + 2 = 3
76) 1 + 4 = 5
77) 1 + 9 = 10
78) 1 + 8 = 9
79) 1 + 5 = 6
80) 1 + 3 = 4

This worksheet is part of the Professor Pete's Classroom eBook "Ten Minutes a Day 1: Addition & Subtraction Revision Worksheets". The recommended teaching sequence is shown in the bar at the top of this sheet. Plus/take 1 facts are taught using a COUNT ON/COUNT BACK strategy: Students who are familiar with the sequence of counting numbers can mentally "count on" or "count back" to the next number, and name it.

Licensed for unlimited copying by original purchaser only.

Ten Minutes a Day 1 **ANSWERS** **Addition & Subtraction Revision**

Time: **Score:** **Count On/Back (+1, –1):** **1 [D]**

PROFESSOR PETE'S CLASSROOM

∓	1	2	3	Rnbw	0&10	Dble	Dble+1	9	8	All

Use the number line to help count on.
Do not use your fingers.

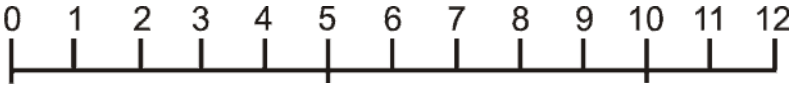

Count on 1

1) 8 + 1 = 9
2) 2 + 1 = 3
3) 6 + 1 = 7
4) 1 + 1 = 2
5) 7 + 1 = 8
6) 5 + 1 = 6
7) 10 + 1 = 11
8) 8 + 1 = 9
9) 1 + 1 = 2
10) 3 + 1 = 4
11) 3 + 1 = 4
12) 10 + 1 = 11
13) 4 + 1 = 5
14) 9 + 1 = 10
15) 5 + 1 = 6
16) 9 + 1 = 10
17) 3 + 1 = 4
18) 9 + 1 = 10
19) 8 + 1 = 9
20) 9 + 1 = 10

Count back 1

31) 11 – 1 = 10
32) 6 – 1 = 5
33) 2 – 1 = 1
34) 4 – 1 = 3
35) 9 – 1 = 8
36) 8 – 1 = 7
37) 5 – 1 = 4
38) 10 – 1 = 9
39) 7 – 1 = 6
40) 3 – 1 = 2

Turn arounds

21) 1 + 8 = 9
22) 1 + 6 = 7
23) 1 + 2 = 3
24) 1 + 3 = 4
25) 1 + 7 = 8
26) 1 + 1 = 2
27) 1 + 4 = 5
28) 1 + 10 = 11
29) 1 + 9 = 10
30) 1 + 5 = 6

Difference of 1, count back 1

41) 7 – 6 = 1
42) 8 – 1 = 7
43) 5 – 4 = 1
44) 10 – 1 = 9
45) 9 – 8 = 1
46) 4 – 1 = 3
47) 10 – 9 = 1
48) 7 – 6 = 1
49) 8 – 7 = 1
50) 4 – 3 = 1
51) 5 – 4 = 1
52) 7 – 1 = 6
53) 2 – 1 = 1
54) 9 – 1 = 8
55) 6 – 1 = 5
56) 3 – 2 = 1
57) 8 – 1 = 7
58) 9 – 8 = 1
59) 4 – 3 = 1
60) 6 – 5 = 1

Missing number

61) 5 + 1 = 6
62) 7 + 1 = 8
63) 6 + 1 = 7
64) 10 + 1 = 11
65) 4 + 1 = 5
66) 2 + 1 = 3
67) 1 + 1 = 2
68) 3 + 1 = 4
69) 8 + 1 = 9
70) 9 + 1 = 10
71) 1 + 6 = 7
72) 1 + 2 = 3
73) 1 + 10 = 11
74) 1 + 8 = 9
75) 1 + 7 = 8
76) 1 + 5 = 6
77) 1 + 9 = 10
78) 1 + 4 = 5
79) 1 + 1 = 2
80) 1 + 3 = 4

This worksheet is part of the Professor Pete's Classroom eBook "Ten Minutes a Day 1: Addition Subtraction Revision Worksheets".
The recommended teaching sequence is shown in the bar at the top of this sheet Plus/take 1 facts are taught using a COUNT ON/COUNT BACK strategy: Students who are familiar with the sequence of counting numbers can mentally "count on" or "count back" to the next number, and name it.

Licensed for unlimited copying by original purchaser only.

Ten Minutes a Day 1 **ANSWERS** **Addition & Subtraction Revision**

Time: **Score:** **Count on/back (+2, –2):** **2 [A]**

PROFESSOR PETE'S CLASSROOM

∓	1	2	3	Rnbw	0&10	Dble	Dble+1	9	8	All

Use the number line to help count on. Do not use your fingers.

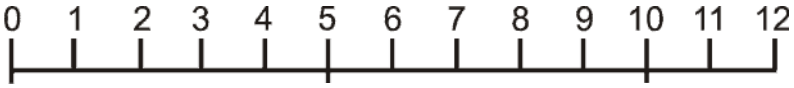

Count on 2

1) 8 + 2 = 10
2) 6 + 2 = 8
3) 4 + 2 = 6
4) 10 + 2 = 12
5) 2 + 2 = 4
6) 5 + 2 = 7
7) 2 + 2 = 4
8) 7 + 2 = 9
9) 4 + 2 = 6
10) 5 + 2 = 7
11) 7 + 2 = 9
12) 9 + 2 = 11
13) 1 + 2 = 3
14) 5 + 2 = 7
15) 3 + 2 = 5
16) 3 + 2 = 5
17) 8 + 2 = 10
18) 6 + 2 = 8
19) 1 + 2 = 3
20) 6 + 2 = 8

Turn arounds

21) 2 + 5 = 7
22) 2 + 7 = 9
23) 2 + 8 = 10
24) 2 + 1 = 3
25) 2 + 6 = 8
26) 2 + 9 = 11
27) 2 + 4 = 6
28) 2 + 10 = 12
29) 2 + 3 = 5
30) 2 + 2 = 4

Count back 2

31) 9 – 2 = 7
32) 7 – 2 = 5
33) 6 – 2 = 4
34) 4 – 2 = 2
35) 11 – 2 = 9
36) 5 – 2 = 3
37) 3 – 2 = 1
38) 10 – 2 = 8
39) 8 – 2 = 6
40) 12 – 2 = 10

Difference of 2, count back 2

41) 10 – 8 = 2
42) 7 – 5 = 2
43) 6 – 2 = 4
44) 8 – 6 = 2
45) 4 – 2 = 2
46) 6 – 4 = 2
47) 8 – 2 = 6
48) 8 – 6 = 2
49) 6 – 2 = 4
50) 6 – 4 = 2
51) 9 – 7 = 2
52) 3 – 1 = 2
53) 4 – 2 = 2
54) 5 – 2 = 3
55) 7 – 5 = 2
56) 7 – 2 = 5
57) 5 – 3 = 2
58) 3 – 2 = 1
59) 3 – 1 = 2
60) 9 – 2 = 7

Missing number

61) 1 + 2 = 3
62) 10 + 1 = 11
63) 5 + 1 = 6
64) 9 + 2 = 11
65) 8 + 2 = 10
66) 5 + 2 = 7
67) 4 + 2 = 6
68) 2 + 2 = 4
69) 8 + 1 = 9
70) 3 + 2 = 5
71) 2 + 8 = 10
72) 1 + 2 = 3
73) 1 + 3 = 4
74) 1 + 4 = 5
75) 2 + 1 = 3
76) 1 + 9 = 10
77) 1 + 7 = 8
78) 1 + 8 = 9
79) 2 + 10 = 12
80) 1 + 6 = 7

This worksheet is part of the Professor Pete's Classroom eBook "Ten Minutes a Day 1: Addition & Subtraction Revision Worksheets". The recommended teaching sequence is shown in the bar at the top of this sheet. Plus/take 2 facts are taught using a COUNT ON/COUNT BACK strategy: Students who are familiar with the sequence of counting numbers can mentally "count on" or "count back" two more numbers. A number line will help children to visualize this operation which "skips" one number and lands on the next one.

Licensed for unlimited copying by original purchaser only.

Ten Minutes a Day 1 **ANSWERS** **Addition & Subtraction Revision**

Time: **Score:** **Count on/back (+2, –2):** **2 [B]**

PROFESSOR PETE'S CLASSROOM

∓	1	2	3	Rnbw	0&10	Dble	Dble+1	9	8	All

Use the number line to help count on. Do not use your fingers.

0 1 2 3 4 5 6 7 8 9 10 11 12

Count on 2

1) 7 + 2 = 9
2) 8 + 2 = 10
3) 5 + 2 = 7
4) 4 + 2 = 6
5) 7 + 2 = 9
6) 9 + 2 = 11
7) 2 + 2 = 4
8) 10 + 2 = 12
9) 6 + 2 = 8
10) 9 + 2 = 11
11) 3 + 2 = 5
12) 8 + 2 = 10
13) 10 + 2 = 12
14) 9 + 2 = 11
15) 2 + 2 = 4
16) 6 + 2 = 8
17) 7 + 2 = 9
18) 5 + 2 = 7
19) 1 + 2 = 3
20) 9 + 2 = 11

Turn arounds

21) 2 + 2 = 4
22) 2 + 1 = 3
23) 2 + 6 = 8
24) 2 + 7 = 9
25) 2 + 8 = 10
26) 2 + 3 = 5
27) 2 + 5 = 7
28) 2 + 10 = 12
29) 2 + 9 = 11
30) 2 + 4 = 6

Count back 2

31) 3 – 2 = 1
32) 7 – 2 = 5
33) 6 – 2 = 4
34) 10 – 2 = 8
35) 5 – 2 = 3
36) 11 – 2 = 9
37) 8 – 2 = 6
38) 9 – 2 = 7
39) 4 – 2 = 2
40) 12 – 2 = 10

Difference of 2, count back 2

41) 6 – 2 = 4
42) 8 – 6 = 2
43) 10 – 8 = 2
44) 9 – 7 = 2
45) 3 – 2 = 1
46) 4 – 2 = 2
47) 6 – 2 = 4
48) 3 – 1 = 2
49) 7 – 5 = 2
50) 6 – 4 = 2
51) 5 – 2 = 3
52) 9 – 2 = 7
53) 5 – 3 = 2
54) 7 – 2 = 5
55) 8 – 6 = 2
56) 4 – 2 = 2
57) 6 – 4 = 2
58) 8 – 2 = 6
59) 7 – 5 = 2
60) 3 – 1 = 2

Missing number

61) 1 + 2 = 3
62) 2 + 2 = 4
63) 4 + 2 = 6
64) 9 + 2 = 11
65) 5 + 1 = 6
66) 3 + 2 = 5
67) 8 + 2 = 10
68) 5 + 2 = 7
69) 10 + 1 = 11
70) 8 + 1 = 9
71) 1 + 6 = 7
72) 1 + 2 = 3
73) 1 + 8 = 9
74) 1 + 9 = 10
75) 1 + 7 = 8
76) 2 + 10 = 12
77) 1 + 3 = 4
78) 1 + 4 = 5
79) 2 + 1 = 3
80) 2 + 8 = 10

This worksheet is part of the Professor Pete's Classroom eBook "Ten Minutes a Day 1: Addition & Subtraction Revision Worksheets".
The recommended teaching sequence is shown in the bar at the top of this sheet. Plus/take 2 facts are taught using a COUNT ON/COUNT BACK strategy: Students who are familiar with the sequence of counting numbers can mentally "count on" or "count back" two more numbers. A number line will help children to visualize this operation which "skips" one number and lands on the next one.

Licensed for unlimited copying by original purchaser only.

Ten Minutes a Day 1 **ANSWERS** **Addition & Subtraction Revision**

Time: **Score:** **Count on/back (+2, –2):** **2 [C]**

PROFESSOR PETE'S CLASSROOM

∓	1	2	3	Rnbw	0&10	Dble	Dble+1	9	8	All

Use the number line to help count on. Do not use your fingers.

0 1 2 3 4 5 6 7 8 9 10 11 12

Count on 2

1) 8 + 2 = 10
2) 7 + 2 = 9
3) 2 + 2 = 4
4) 7 + 2 = 9
5) 8 + 2 = 10
6) 9 + 2 = 11
7) 6 + 2 = 8
8) 9 + 2 = 11
9) 10 + 2 = 12
10) 5 + 2 = 7
11) 7 + 2 = 9
12) 9 + 2 = 11
13) 9 + 2 = 11
14) 6 + 2 = 8
15) 2 + 2 = 4
16) 3 + 2 = 5
17) 1 + 2 = 3
18) 5 + 2 = 7
19) 4 + 2 = 6
20) 10 + 2 = 12

Count back 2

31) 8 – 2 = 6
32) 10 – 2 = 8
33) 11 – 2 = 9
34) 9 – 2 = 7
35) 12 – 2 = 10
36) 4 – 2 = 2
37) 3 – 2 = 1
38) 7 – 2 = 5
39) 5 – 2 = 3
40) 6 – 2 = 4

Difference of 2, count back 2

41) 6 – 4 = 2
42) 5 – 2 = 3
43) 8 – 6 = 2
44) 7 – 2 = 5
45) 7 – 5 = 2
46) 3 – 1 = 2
47) 5 – 3 = 2
48) 8 – 6 = 2
49) 9 – 2 = 7
50) 6 – 2 = 4
51) 3 – 1 = 2
52) 9 – 7 = 2
53) 6 – 4 = 2
54) 3 – 2 = 1
55) 8 – 2 = 6
56) 4 – 2 = 2
57) 4 – 2 = 2
58) 10 – 8 = 2
59) 6 – 2 = 4
60) 7 – 5 = 2

Turn arounds

21) 2 + 3 = 5
22) 2 + 7 = 9
23) 2 + 10 = 12
24) 2 + 2 = 4
25) 2 + 6 = 8
26) 2 + 8 = 10
27) 2 + 1 = 3
28) 2 + 9 = 11
29) 2 + 4 = 6
30) 2 + 5 = 7

Missing number

61) 8 + 1 = 9
62) 1 + 2 = 3
63) 8 + 2 = 10
64) 4 + 2 = 6
65) 10 + 1 = 11
66) 5 + 2 = 7
67) 2 + 2 = 4
68) 5 + 1 = 6
69) 9 + 2 = 11
70) 3 + 2 = 5
71) 1 + 4 = 5
72) 1 + 2 = 3
73) 1 + 3 = 4
74) 2 + 1 = 3
75) 1 + 8 = 9
76) 2 + 10 = 12
77) 2 + 8 = 10
78) 1 + 9 = 10
79) 1 + 6 = 7
80) 1 + 7 = 8

This worksheet is part of the Professor Pete's Classroom eBook "Ten Minutes a Day 1: Addition & Subtraction Revision Worksheets".
The recommended teaching sequence is shown in the bar at the top of this sheet. Plus/take 2 facts are taught using a COUNT ON/COUNT BACK strategy: Students who are familiar with the sequence of counting numbers can mentally "count on" or "count back" two more numbers. A number line will help children to visualize this operation which "skips" one number and lands on the next one.

Licensed for unlimited copying by original purchaser only.

Ten Minutes a Day 1 **ANSWERS** **Addition & Subtraction Revision**

Time: **Score:** **Count on/back (+2, –2):** **2 [D]**

PROFESSOR PETE'S CLASSROOM

∓	1	2	3	Rnbw	0&10	Dble	Dble+1	9	8	All

Use the number line to help count on. Do not use your fingers.

0 1 2 3 4 5 6 7 8 9 10 11 12

Count on 2

1) 9 + 2 = 11
2) 10 + 2 = 12
3) 8 + 2 = 10
4) 6 + 2 = 8
5) 3 + 2 = 5
6) 9 + 2 = 11
7) 2 + 2 = 4
8) 2 + 2 = 4
9) 9 + 2 = 11
10) 7 + 2 = 9
11) 5 + 2 = 7
12) 7 + 2 = 9
13) 1 + 2 = 3
14) 7 + 2 = 9
15) 10 + 2 = 12
16) 5 + 2 = 7
17) 6 + 2 = 8
18) 9 + 2 = 11
19) 4 + 2 = 6
20) 8 + 2 = 10

Turn arounds

21) 2 + 9 = 11
22) 2 + 1 = 3
23) 2 + 8 = 10
24) 2 + 10 = 12
25) 2 + 3 = 5
26) 2 + 5 = 7
27) 2 + 7 = 9
28) 2 + 4 = 6
29) 2 + 2 = 4
30) 2 + 6 = 8

Count back 2

31) 5 – 2 = 3
32) 3 – 2 = 1
33) 7 – 2 = 5
34) 9 – 2 = 7
35) 4 – 2 = 2
36) 8 – 2 = 6
37) 12 – 2 = 10
38) 10 – 2 = 8
39) 6 – 2 = 4
40) 11 – 2 = 9

Difference of 2, count back 2

41) 8 – 2 = 6
42) 9 – 2 = 7
43) 10 – 8 = 2
44) 7 – 5 = 2
45) 3 – 2 = 1
46) 8 – 6 = 2
47) 6 – 4 = 2
48) 6 – 4 = 2
49) 3 – 1 = 2
50) 5 – 3 = 2
51) 8 – 6 = 2
52) 3 – 1 = 2
53) 4 – 2 = 2
54) 7 – 5 = 2
55) 9 – 7 = 2
56) 6 – 2 = 4
57) 4 – 2 = 2
58) 7 – 2 = 5
59) 6 – 2 = 4
60) 5 – 2 = 3

Missing number

61) 2 + 2 = 4
62) 4 + 2 = 6
63) 8 + 1 = 9
64) 5 + 1 = 6
65) 5 + 2 = 7
66) 3 + 2 = 5
67) 8 + 2 = 10
68) 9 + 2 = 11
69) 1 + 2 = 3
70) 10 + 1 = 11
71) 2 + 8 = 10
72) 2 + 1 = 3
73) 1 + 6 = 7
74) 1 + 4 = 5
75) 1 + 3 = 4
76) 1 + 8 = 9
77) 1 + 2 = 3
78) 2 + 10 = 12
79) 1 + 9 = 10
80) 1 + 7 = 8

This worksheet is part of the Professor Pete's Classroom eBook "Ten Minutes a Day 1: Addition & Subtraction Revision Worksheets".
The recommended teaching sequence is shown in the bar at the top of this sheet. Plus/take 2 facts are taught using a COUNT ON/COUNT BACK strategy: Students who are familiar with the sequence of counting numbers can mentally "count on" or "count back" two more numbers. A number line will help children to visualize this operation which "skips" one number and lands on the next one.

Licensed for unlimited copying by original purchaser only.

Ten Minutes a Day 1 **ANSWERS** **Addition & Subtraction Revision**

Time: **Score:** **Count on/back (+3, –3):** **3 [A]**

PROFESSOR PETE'S CLASSROOM

∓	1	2	3	Rnbw	0&10	Dble	Dble+1	9	8	All

Use the number line to help count on. Do not use your fingers.

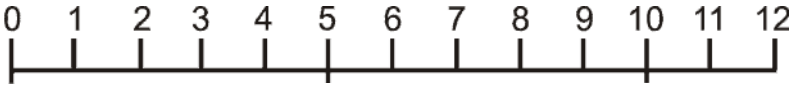

Count on 3

1) 9 + 3 = 12
2) 2 + 3 = 5
3) 6 + 3 = 9
4) 2 + 3 = 5
5) 1 + 3 = 4
6) 3 + 3 = 6
7) 1 + 3 = 4
8) 4 + 3 = 7
9) 8 + 3 = 11
10) 10 + 3 = 13
11) 8 + 3 = 11
12) 7 + 3 = 10
13) 8 + 3 = 11
14) 3 + 3 = 6
15) 7 + 3 = 10
16) 10 + 3 = 13
17) 8 + 3 = 11
18) 1 + 3 = 4
19) 5 + 3 = 8
20) 1 + 3 = 4

Turn arounds

21) 3 + 2 = 5
22) 3 + 8 = 11
23) 3 + 5 = 8
24) 3 + 7 = 10
25) 3 + 4 = 7
26) 3 + 3 = 6
27) 3 + 6 = 9
28) 3 + 1 = 4
29) 3 + 9 = 12
30) 3 + 10 = 13

Count back 3

31) 8 – 3 = 5
32) 9 – 3 = 6
33) 4 – 3 = 1
34) 12 – 3 = 9
35) 7 – 3 = 4
36) 9 – 3 = 6
37) 10 – 3 = 7
38) 6 – 3 = 3
39) 11 – 3 = 8
40) 5 – 3 = 2

Difference of 3, count back 3

41) 11 – 8 = 3
42) 8 – 5 = 3
43) 6 – 3 = 3
44) 9 – 6 = 3
45) 7 – 4 = 3
46) 10 – 3 = 7
47) 10 – 7 = 3
48) 11 – 8 = 3
49) 6 – 3 = 3
50) 13 – 10 = 3
51) 8 – 5 = 3
52) 4 – 1 = 3
53) 12 – 9 = 3
54) 9 – 3 = 6
55) 7 – 3 = 4
56) 5 – 2 = 3
57) 12 – 3 = 9
58) 10 – 7 = 3
59) 11 – 2 = 9
60) 10 – 7 = 3

Missing number

61) 6 + 2 = 8
62) 8 + 2 = 10
63) 2 + 3 = 5
64) 10 + 3 = 13
65) 3 + 2 = 5
66) 7 + 3 = 10
67) 1 + 3 = 4
68) 9 + 2 = 11
69) 1 + 2 = 3
70) 2 + 2 = 4
71) 3 + 9 = 12
72) 1 + 2 = 3
73) 1 + 7 = 8
74) 2 + 10 = 12
75) 2 + 2 = 4
76) 2 + 8 = 10
77) 2 + 5 = 7
78) 3 + 2 = 5
79) 2 + 4 = 6
80) 3 + 3 = 6

This worksheet is part of the Professor Pete's Classroom eBook "Ten Minutes a Day 1: Addition & Subtraction Revision Worksheets". The recommended teaching sequence is shown in the bar at the top of this sheet. Plus/take 3 facts are taught using a COUNT ON/COUNT BACK strategy: Students who are familiar with the sequence of counting numbers can mentally "count on" or "count back" three more numbers. A number line will help children to visualize this operation which "skips" two numbers and lands on the next one.

Licensed for unlimited copying by original purchaser only.

Ten Minutes a Day 1 **ANSWERS** **Addition & Subtraction Revision**

Time: **Score:** **Count on/back (+3, –3):** **3 [B]**

PROFESSOR PETE'S CLASSROOM

∓	1	2	3	Rnbw	0&10	Dble	Dble+1	9	8	All

Use the number line to help count on. Do not use your fingers.

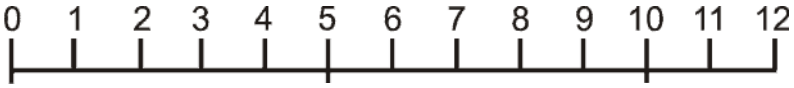

Count on 3

1) 1 + 3 = 4
2) 9 + 3 = 12
3) 5 + 3 = 8
4) 8 + 3 = 11
5) 3 + 3 = 6
6) 1 + 3 = 4
7) 3 + 3 = 6
8) 2 + 3 = 5
9) 8 + 3 = 11
10) 1 + 3 = 4
11) 2 + 3 = 5
12) 6 + 3 = 9
13) 10 + 3 = 13
14) 7 + 3 = 10
15) 4 + 3 = 7
16) 8 + 3 = 11
17) 7 + 3 = 10
18) 8 + 3 = 11
19) 10 + 3 = 13
20) 1 + 3 = 4

Turn arounds

21) 3 + 5 = 8
22) 3 + 4 = 7
23) 3 + 8 = 11
24) 3 + 3 = 6
25) 3 + 2 = 5
26) 3 + 1 = 4
27) 3 + 7 = 10
28) 3 + 9 = 12
29) 3 + 6 = 9
30) 3 + 10 = 13

Count back 3

31) 10 – 3 = 7
32) 5 – 3 = 2
33) 4 – 3 = 1
34) 8 – 3 = 5
35) 7 – 3 = 4
36) 9 – 3 = 6
37) 11 – 3 = 8
38) 6 – 3 = 3
39) 12 – 3 = 9
40) 9 – 3 = 6

Difference of 3, count back 3

41) 10 – 7 = 3
42) 13 – 10 = 3
43) 7 – 4 = 3
44) 8 – 5 = 3
45) 12 – 3 = 9
46) 12 – 9 = 3
47) 10 – 7 = 3
48) 6 – 3 = 3
49) 10 – 3 = 7
50) 9 – 6 = 3
51) 5 – 2 = 3
52) 11 – 8 = 3
53) 7 – 3 = 4
54) 4 – 1 = 3
55) 9 – 3 = 6
56) 10 – 7 = 3
57) 6 – 3 = 3
58) 11 – 8 = 3
59) 11 – 2 = 9
60) 8 – 5 = 3

Missing number

61) 3 + 2 = 5
62) 10 + 3 = 13
63) 9 + 2 = 11
64) 1 + 2 = 3
65) 1 + 3 = 4
66) 2 + 2 = 4
67) 6 + 2 = 8
68) 2 + 3 = 5
69) 7 + 3 = 10
70) 8 + 2 = 10
71) 2 + 4 = 6
72) 3 + 9 = 12
73) 3 + 2 = 5
74) 3 + 3 = 6
75) 2 + 5 = 7
76) 2 + 2 = 4
77) 2 + 8 = 10
78) 1 + 7 = 8
79) 1 + 2 = 3
80) 2 + 10 = 12

This worksheet is part of the Professor Pete's Classroom eBook "Ten Minutes a Day 1: Addition & Subtraction Revision Worksheets". The recommended teaching sequence is shown in the bar at the top of this sheet. Plus/take 3 facts are taught using a COUNT ON/COUNT BACK strategy: Students who are familiar with the sequence of counting numbers can mentally "count on" or "count back" three more numbers. A number line will help children to visualize this operation which "skips" two numbers and lands on the next one.

Licensed for unlimited copying by original purchaser only.

Ten Minutes a Day 1 **ANSWERS** **Addition & Subtraction Revision**

Time: **Score:** **Count on/back (+3, –3):** **3 [C]**

PROFESSOR PETE'S CLASSROOM

∓	1	2	3	Rnbw	0&10	Dble	Dble+1	9	8	All

Use the number line to help count on. Do not use your fingers.

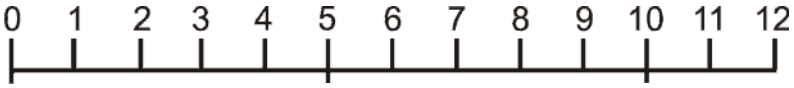

Count on 3

1) 1 + 3 = 4
2) 10 + 3 = 13
3) 2 + 3 = 5
4) 7 + 3 = 10
5) 10 + 3 = 13
6) 3 + 3 = 6
7) 4 + 3 = 7
8) 8 + 3 = 11
9) 7 + 3 = 10
10) 9 + 3 = 12
11) 8 + 3 = 11
12) 8 + 3 = 11
13) 3 + 3 = 6
14) 6 + 3 = 9
15) 5 + 3 = 8
16) 1 + 3 = 4
17) 1 + 3 = 4
18) 8 + 3 = 11
19) 1 + 3 = 4
20) 2 + 3 = 5

Count back 3

31) 12 – 3 = 9
32) 10 – 3 = 7
33) 6 – 3 = 3
34) 9 – 3 = 6
35) 9 – 3 = 6
36) 5 – 3 = 2
37) 11 – 3 = 8
38) 8 – 3 = 5
39) 7 – 3 = 4
40) 4 – 3 = 1

Turn arounds

21) 3 + 5 = 8
22) 3 + 2 = 5
23) 3 + 9 = 12
24) 3 + 1 = 4
25) 3 + 6 = 9
26) 3 + 10 = 13
27) 3 + 4 = 7
28) 3 + 8 = 11
29) 3 + 7 = 10
30) 3 + 3 = 6

Difference of 3, count back 3

41) 11 – 8 = 3
42) 10 – 7 = 3
43) 10 – 3 = 7
44) 12 – 9 = 3
45) 4 – 1 = 3
46) 13 – 10 = 3
47) 10 – 7 = 3
48) 6 – 3 = 3
49) 9 – 6 = 3
50) 8 – 5 = 3
51) 7 – 3 = 4
52) 7 – 4 = 3
53) 12 – 3 = 9
54) 5 – 2 = 3
55) 11 – 8 = 3
56) 6 – 3 = 3
57) 10 – 7 = 3
58) 9 – 3 = 6
59) 8 – 5 = 3
60) 11 – 2 = 9

Missing number

61) 8 + 2 = 10
62) 2 + 3 = 5
63) 10 + 3 = 13
64) 1 + 3 = 4
65) 9 + 2 = 11
66) 1 + 2 = 3
67) 2 + 2 = 4
68) 3 + 2 = 5
69) 7 + 3 = 10
70) 6 + 2 = 8
71) 2 + 5 = 7
72) 2 + 4 = 6
73) 3 + 2 = 5
74) 2 + 10 = 12
75) 3 + 3 = 6
76) 1 + 2 = 3
77) 1 + 7 = 8
78) 3 + 9 = 12
79) 2 + 8 = 10
80) 2 + 2 = 4

This worksheet is part of the Professor Pete's Classroom eBook "Ten Minutes a Day 1: Addition & Subtraction Revision Worksheets". The recommended teaching sequence is shown in the bar at the top of this sheet. Plus/take 3 facts are taught using a COUNT ON/COUNT BACK strategy: Students who are familiar with the sequence of counting numbers can mentally "count on" or "count back" three more numbers. A number line will help children to visualize this operation which "skips" two numbers and lands on the next one.

Licensed for unlimited copying by original purchaser only.

Ten Minutes a Day 1 **ANSWERS** **Addition & Subtraction Revision**

Time: **Score:** **Count on/back (+3, –3):** **3 [D]**

PROFESSOR PETE'S CLASSROOM

∓	1	2	3	Rnbw	0&10	Dble	Dble+1	9	8	All

Use the number line to help count on. Do not use your fingers.

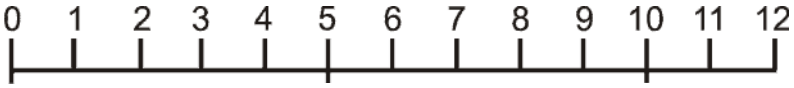

Count on 3

1) 1 + 3 = 4
2) 8 + 3 = 11
3) 3 + 3 = 6
4) 7 + 3 = 10
5) 2 + 3 = 5
6) 1 + 3 = 4
7) 4 + 3 = 7
8) 10 + 3 = 13
9) 5 + 3 = 8
10) 9 + 3 = 12
11) 10 + 3 = 13
12) 8 + 3 = 11
13) 7 + 3 = 10
14) 3 + 3 = 6
15) 2 + 3 = 5
16) 1 + 3 = 4
17) 6 + 3 = 9
18) 1 + 3 = 4
19) 8 + 3 = 11
20) 8 + 3 = 11

Count back 3

31) 12 – 3 = 9
32) 5 – 3 = 2
33) 9 – 3 = 6
34) 8 – 3 = 5
35) 10 – 3 = 7
36) 11 – 3 = 8
37) 6 – 3 = 3
38) 9 – 3 = 6
39) 7 – 3 = 4
40) 4 – 3 = 1

Turn arounds

21) 3 + 1 = 4
22) 3 + 7 = 10
23) 3 + 9 = 12
24) 3 + 5 = 8
25) 3 + 2 = 5
26) 3 + 4 = 7
27) 3 + 8 = 11
28) 3 + 10 = 13
29) 3 + 6 = 9
30) 3 + 3 = 6

Difference of 3, count back 3

41) 10 – 7 = 3
42) 9 – 3 = 6
43) 8 – 5 = 3
44) 10 – 3 = 7
45) 8 – 5 = 3
46) 7 – 3 = 4
47) 11 – 2 = 9
48) 6 – 3 = 3
49) 4 – 1 = 3
50) 9 – 6 = 3
51) 12 – 9 = 3
52) 10 – 7 = 3
53) 11 – 8 = 3
54) 11 – 8 = 3
55) 6 – 3 = 3
56) 10 – 7 = 3
57) 13 – 10 = 3
58) 12 – 3 = 9
59) 5 – 2 = 3
60) 7 – 4 = 3

Missing number

61) 1 + 3 = 4
62) 2 + 3 = 5
63) 7 + 3 = 10
64) 2 + 2 = 4
65) 6 + 2 = 8
66) 9 + 2 = 11
67) 1 + 2 = 3
68) 10 + 3 = 13
69) 3 + 2 = 5
70) 8 + 2 = 10
71) 3 + 3 = 6
72) 2 + 2 = 4
73) 2 + 8 = 10
74) 3 + 2 = 5
75) 2 + 10 = 12
76) 3 + 9 = 12
77) 1 + 2 = 3
78) 2 + 4 = 6
79) 2 + 5 = 7
80) 1 + 7 = 8

This worksheet is part of the Professor Pete's Classroom eBook "Ten Minutes a Day 1: Addition & Subtraction Revision Worksheets". The recommended teaching sequence is shown in the bar at the top of this sheet. Plus/take 3 facts are taught using a COUNT ON/COUNT BACK strategy: Students who are familiar with the sequence of counting numbers can mentally "count on" or "count back" three more numbers. A number line will help children to visualize this operation which "skips" two numbers and lands on the next one.

Licensed for unlimited copying by original purchaser only.

Ten Minutes a Day 1 **ANSWERS** **Addition & Subtraction Revision**

Time: **Score:** **Rainbow Facts (+, –):** **4 [A]**

PROFESSOR PETE'S CLASSROOM

∓	1	2	3	Rnbw	0&10	Dble	Dble+1	9	8	All

Rainbow facts

1) 9 + 1 = 10
2) 5 + 5 = 10
3) 4 + 6 = 10
4) 6 + 4 = 10
5) 1 + 9 = 10
6) 10 + 0 = 10
7) 7 + 3 = 10
8) 3 + 7 = 10
9) 8 + 2 = 10
10) 2 + 8 = 10

Subtraction rainbow facts

11) 10 – 5 = 5
12) 10 – 4 = 6
13) 10 – 8 = 2
14) 10 – 3 = 7
15) 10 – 10 = 0
16) 10 – 1 = 9
17) 10 – 4 = 6
18) 10 – 3 = 7
19) 10 – 2 = 8
20) 10 – 9 = 1
21) 10 – 6 = 4
22) 10 – 9 = 1
23) 10 – 3 = 7
24) 10 – 6 = 4
25) 10 – 7 = 3
26) 10 – 9 = 1
27) 10 – 6 = 4
28) 10 – 7 = 3
29) 10 – 2 = 8
30) 10 – 1 = 9
31) 10 – 4 = 6
32) 10 – 4 = 6
33) 10 – 2 = 8
34) 10 – 4 = 6
35) 10 – 2 = 8
36) 10 – 3 = 7
37) 10 – 8 = 2
38) 10 – 3 = 7
39) 10 – 2 = 8
40) 10 – 4 = 6

Missing number

41) 6 + 4 = 10
42) 3 + 7 = 10
43) 6 + 4 = 10
44) 2 + 8 = 10
45) 9 + 1 = 10
46) 5 + 5 = 10
47) 9 + 1 = 10
48) 2 + 8 = 10
49) 1 + 9 = 10
50) 3 + 7 = 10
51) 10 + 0 = 10
52) 7 + 3 = 10
53) 2 + 8 = 10
54) 5 + 5 = 10
55) 8 + 2 = 10
56) 8 + 2 = 10
57) 9 + 1 = 10
58) 1 + 9 = 10
59) 0 + 10 = 10
60) 5 + 5 = 10
61) 7 + 3 = 10
62) 6 + 4 = 10
63) 9 + 1 = 10
64) 4 + 6 = 10
65) 5 + 5 = 10
66) 10 + 0 = 10
67) 0 + 10 = 10
68) 1 + 9 = 10
69) 8 + 2 = 10
70) 0 + 10 = 10
71) 5 + 5 = 10
72) 10 + 0 = 10
73) 1 + 9 = 10
74) 4 + 6 = 10
75) 5 + 5 = 10
76) 4 + 6 = 10
77) 3 + 7 = 10
78) 4 + 6 = 10
79) 2 + 8 = 10
80) 7 + 3 = 10

Missing number

81) 3 + 2 = 5
82) 10 + 3 = 13
83) 9 + 2 = 11
84) 5 + 5 = 10
85) 1 + 3 = 4
86) 2 + 2 = 4
87) 6 + 2 = 8
88) 2 + 3 = 5
89) 7 + 3 = 10
90) 8 + 2 = 10
91) 2 + 8 = 10
92) 3 + 9 = 12
93) 3 + 2 = 5
94) 3 + 7 = 10
95) 2 + 5 = 7
96) 2 + 2 = 4
97) 2 + 8 = 10
98) 1 + 7 = 8
99) 1 + 9 = 10
100) 2 + 10 = 12

This worksheet is part of the Professor Pete's Classroom eBook "Ten Minutes a Day 1: Addition & Subtraction Revision Worksheets". The recommended teaching sequence is shown in the bar at the top of this sheet. Rainbow facts are taught using a PAIRS TO TEN strategy: The sum of each pair of terms is 10. Students can be shown a rainbow graphic to illustrate the fact that these pairs are equidistant from the number 5. Pairs to ten are foundational for many other mathematical skills, such as giving change.

Licensed for unlimited copying by original purchaser only.

Time: **Score:** **Rainbow Facts (+, –):** **4 [B]**

PROFESSOR PETE'S CLASSROOM

∓	1	2	3	Rnbw	0&10	Dble	Dble+1	9	8	All

Rainbow facts

1) 2 + 8 = 10
2) 7 + 3 = 10
3) 1 + 9 = 10
4) 10 + 0 = 10
5) 9 + 1 = 10
6) 3 + 7 = 10
7) 5 + 5 = 10
8) 8 + 2 = 10
9) 4 + 6 = 10
10) 6 + 4 = 10

Subtraction rainbow facts

11) 10 – 2 = 8
12) 10 – 5 = 5
13) 10 – 3 = 7
14) 10 – 4 = 6
15) 10 – 6 = 4
16) 10 – 2 = 8
17) 10 – 4 = 6
18) 10 – 4 = 6
19) 10 – 8 = 2
20) 10 – 9 = 1
21) 10 – 2 = 8
22) 10 – 8 = 2
23) 10 – 6 = 4
24) 10 – 4 = 6
25) 10 – 10 = 0
26) 10 – 3 = 7
27) 10 – 2 = 8
28) 10 – 6 = 4
29) 10 – 3 = 7
30) 10 – 4 = 6
31) 10 – 7 = 3
32) 10 – 7 = 3
33) 10 – 1 = 9
34) 10 – 9 = 1
35) 10 – 1 = 9
36) 10 – 4 = 6
37) 10 – 9 = 1
38) 10 – 3 = 7
39) 10 – 3 = 7
40) 10 – 2 = 8

Missing number

41) 9 + 1 = 10
42) 2 + 8 = 10
43) 8 + 2 = 10
44) 5 + 5 = 10
45) 1 + 9 = 10
46) 4 + 6 = 10
47) 2 + 8 = 10
48) 7 + 3 = 10
49) 1 + 9 = 10
50) 8 + 2 = 10
51) 5 + 5 = 10
52) 4 + 6 = 10
53) 3 + 7 = 10
54) 6 + 4 = 10
55) 6 + 4 = 10
56) 0 + 10 = 10
57) 10 + 0 = 10
58) 7 + 3 = 10
59) 9 + 1 = 10
60) 1 + 9 = 10
61) 5 + 5 = 10
62) 1 + 9 = 10
63) 0 + 10 = 10
64) 10 + 0 = 10
65) 9 + 1 = 10
66) 7 + 3 = 10
67) 2 + 8 = 10
68) 6 + 4 = 10
69) 9 + 1 = 10
70) 10 + 0 = 10
71) 0 + 10 = 10
72) 4 + 6 = 10
73) 5 + 5 = 10
74) 3 + 7 = 10
75) 5 + 5 = 10
76) 5 + 5 = 10
77) 3 + 7 = 10
78) 4 + 6 = 10
79) 8 + 2 = 10
80) 2 + 8 = 10

Missing number

81) 1 + 3 = 4
82) 10 + 3 = 13
83) 2 + 2 = 4
84) 5 + 5 = 10
85) 3 + 2 = 5
86) 9 + 2 = 11
87) 2 + 3 = 5
88) 7 + 3 = 10
89) 6 + 2 = 8
90) 8 + 2 = 10
91) 2 + 2 = 4
92) 1 + 7 = 8
93) 2 + 8 = 10
94) 2 + 8 = 10
95) 3 + 2 = 5
96) 3 + 9 = 12
97) 2 + 10 = 12
98) 1 + 9 = 10
99) 2 + 5 = 7
100) 3 + 7 = 10

This worksheet is part of the Professor Pete's Classroom eBook "Ten Minutes a Day 1: Addition & Subtraction Revision Worksheets". The recommended teaching sequence is shown in the bar at the top of this sheet. Rainbow facts are taught using a PAIRS TO TEN strategy: The sum of each pair of terms is 10. Students can be shown a rainbow graphic to illustrate the fact that these pairs are equidistant from the number 5. Pairs to ten are foundational for many other mathematical skills, such as giving change.

Licensed for unlimited copying by original purchaser only.

Ten Minutes a Day 1 **ANSWERS** **Addition & Subtraction Revision**

Time: **Score:** **Rainbow Facts (+, –):** **4 [C]**

PROFESSOR PETE'S CLASSROOM

∓	1	2	3	Rnbw	0&10	Dble	Dble+1	9	8	All

Rainbow facts

1) 9 + 1 = 10
2) 5 + 5 = 10
3) 4 + 6 = 10
4) 6 + 4 = 10
5) 1 + 9 = 10
6) 10 + 0 = 10
7) 7 + 3 = 10
8) 3 + 7 = 10
9) 8 + 2 = 10
10) 2 + 8 = 10

Subtraction rainbow facts

11) 10 – 5 = 5
12) 10 – 4 = 6
13) 10 – 8 = 2
14) 10 – 3 = 7
15) 10 – 10 = 0
16) 10 – 1 = 9
17) 10 – 4 = 6
18) 10 – 3 = 7
19) 10 – 2 = 8
20) 10 – 9 = 1
21) 10 – 6 = 4
22) 10 – 9 = 1
23) 10 – 3 = 7
24) 10 – 6 = 4
25) 10 – 7 = 3
26) 10 – 9 = 1
27) 10 – 6 = 4
28) 10 – 7 = 3
29) 10 – 2 = 8
30) 10 – 1 = 9
31) 10 – 4 = 6
32) 10 – 4 = 6
33) 10 – 2 = 8
34) 10 – 4 = 6
35) 10 – 2 = 8
36) 10 – 3 = 7
37) 10 – 8 = 2
38) 10 – 3 = 7
39) 10 – 2 = 8
40) 10 – 4 = 6

Missing number

41) 6 + 4 = 10
42) 3 + 7 = 10
43) 6 + 4 = 10
44) 2 + 8 = 10
45) 9 + 1 = 10
46) 5 + 5 = 10
47) 9 + 1 = 10
48) 2 + 8 = 10
49) 1 + 9 = 10
50) 3 + 7 = 10
51) 10 + 0 = 10
52) 7 + 3 = 10
53) 2 + 8 = 10
54) 5 + 5 = 10
55) 8 + 2 = 10
56) 8 + 2 = 10
57) 9 + 1 = 10
58) 1 + 9 = 10
59) 0 + 10 = 10
60) 5 + 5 = 10
61) 7 + 3 = 10
62) 6 + 4 = 10
63) 9 + 1 = 10
64) 4 + 6 = 10
65) 5 + 5 = 10
66) 10 + 0 = 10
67) 0 + 10 = 10
68) 1 + 9 = 10
69) 8 + 2 = 10
70) 0 + 10 = 10
71) 5 + 5 = 10
72) 10 + 0 = 10
73) 1 + 9 = 10
74) 4 + 6 = 10
75) 5 + 5 = 10
76) 4 + 6 = 10
77) 3 + 7 = 10
78) 4 + 6 = 10
79) 2 + 8 = 10
80) 7 + 3 = 10

Revision

81) 3 + 2 = 5
82) 2 + 8 = 10
83) 1 + 1 = 2
84) 3 + 8 = 11
85) 1 + 9 = 10
86) 1 + 3 = 4
87) 3 + 5 = 8
88) 2 + 4 = 6
89) 2 + 3 = 5
90) 2 + 10 = 12
91) 10 + 2 = 12
92) 8 + 3 = 11
93) 4 + 2 = 6
94) 6 + 1 = 7
95) 4 + 1 = 5
96) 6 + 2 = 8
97) 10 + 3 = 13
98) 10 + 1 = 11
99) 7 + 3 = 10
100) 9 + 2 = 11

This worksheet is part of the Professor Pete's Classroom eBook "Ten Minutes a Day 1: Addition & Subtraction Revision Worksheets". The recommended teaching sequence is shown in the bar at the top of this sheet. Rainbow facts are taught using a PAIRS TO TEN strategy: The sum of each pair of terms is 10. Students can be shown a rainbow graphic to illustrate the fact that these pairs are equidistant from the number 5. Pairs to ten are foundational for many other mathematical skills, such as giving change.

Licensed for unlimited copying by original purchaser only.

Ten Minutes a Day 1 **ANSWERS** **Addition & Subtraction Revision**

Time: **Score:** **Rainbow Facts (+, –):** **4 [D]**

PROFESSOR PETE'S CLASSROOM

∓	1	2	3	Rnbw	0&10	Dble	Dble+1	9	8	All

Rainbow facts

1) 1 + 9 = 10
2) 5 + 5 = 10
3) 9 + 1 = 10
4) 3 + 7 = 10
5) 8 + 2 = 10
6) 4 + 6 = 10
7) 6 + 4 = 10
8) 7 + 3 = 10
9) 2 + 8 = 10
10) 10 + 0 = 10

Subtraction rainbow facts

11) 10 – 9 = 1
12) 10 – 3 = 7
13) 10 – 5 = 5
14) 10 – 10 = 0
15) 10 – 6 = 4
16) 10 – 6 = 4
17) 10 – 4 = 6
18) 10 – 7 = 3
19) 10 – 2 = 8
20) 10 – 2 = 8
21) 10 – 4 = 6
22) 10 – 3 = 7
23) 10 – 1 = 9
24) 10 – 1 = 9
25) 10 – 3 = 7
26) 10 – 4 = 6
27) 10 – 8 = 2
28) 10 – 3 = 7
29) 10 – 8 = 2
30) 10 – 9 = 1
31) 10 – 2 = 8
32) 10 – 7 = 3
33) 10 – 4 = 6
34) 10 – 4 = 6
35) 10 – 6 = 4
36) 10 – 3 = 7
37) 10 – 2 = 8
38) 10 – 2 = 8
39) 10 – 9 = 1
40) 10 – 4 = 6

Missing number

41) 5 + 5 = 10
42) 8 + 2 = 10
43) 5 + 5 = 10
44) 5 + 5 = 10
45) 4 + 6 = 10
46) 1 + 9 = 10
47) 0 + 10 = 10
48) 0 + 10 = 10
49) 9 + 1 = 10
50) 8 + 2 = 10
51) 3 + 7 = 10
52) 7 + 3 = 10
53) 6 + 4 = 10
54) 4 + 6 = 10
55) 2 + 8 = 10
56) 6 + 4 = 10
57) 1 + 9 = 10
58) 2 + 8 = 10
59) 0 + 10 = 10
60) 3 + 7 = 10
61) 1 + 9 = 10
62) 6 + 4 = 10
63) 9 + 1 = 10
64) 7 + 3 = 10
65) 9 + 1 = 10
66) 2 + 8 = 10
67) 4 + 6 = 10
68) 10 + 0 = 10
69) 2 + 8 = 10
70) 8 + 2 = 10
71) 4 + 6 = 10
72) 5 + 5 = 10
73) 7 + 3 = 10
74) 5 + 5 = 10
75) 1 + 9 = 10
76) 5 + 5 = 10
77) 10 + 0 = 10
78) 3 + 7 = 10
79) 10 + 0 = 10
80) 9 + 1 = 10

Revision

81) 1 + 9 = 10
82) 3 + 2 = 5
83) 1 + 1 = 2
84) 2 + 10 = 12
85) 2 + 3 = 5
86) 3 + 5 = 8
87) 2 + 8 = 10
88) 3 + 8 = 11
89) 1 + 3 = 4
90) 2 + 4 = 6
91) 10 + 1 = 11
92) 10 + 3 = 13
93) 6 + 1 = 7
94) 8 + 3 = 11
95) 7 + 3 = 10
96) 9 + 2 = 11
97) 6 + 2 = 8
98) 4 + 2 = 6
99) 10 + 2 = 12
100) 4 + 1 = 5

This worksheet is part of the Professor Pete's Classroom eBook "Ten Minutes a Day 1: Addition & Subtraction Revision Worksheets". The recommended teaching sequence is shown in the bar at the top of this sheet. Rainbow facts are taught using a PAIRS TO TEN strategy: The sum of each pair of terms is 10. Students can be shown a rainbow graphic to illustrate the fact that these pairs are equidistant from the number 5. Pairs to ten are foundational for many other mathematical skills, such as giving change.

Licensed for unlimited copying by original purchaser only.

Ten Minutes a Day 1 **ANSWERS** **Addition & Subtraction Revision**

Time: **Score:** **+0, –0, +10 & –10: 5 [A]**

PROFESSOR PETE'S CLASSROOM

∓	1	2	3	Rnbw	0&10	Dble	Dble+1	9	8	All

Add 0 & 10

1) 10 + 0 = 10
2) 8 + 10 = 18
3) 7 + 10 = 17
4) 6 + 10 = 16
5) 9 + 10 = 19
6) 3 + 0 = 3
7) 9 + 0 = 9
8) 8 + 0 = 8
9) 3 + 10 = 13
10) 7 + 0 = 7

Take 0

31) 2 – 0 = 2
32) 3 – 0 = 3
33) 7 – 0 = 7
34) 5 – 0 = 5
35) 1 – 0 = 1
36) 4 – 0 = 4
37) 6 – 0 = 6
38) 8 – 0 = 8
39) 9 – 0 = 9
40) 0 – 0 = 0

Turn arounds

11) 10 + 10 = 20
12) 0 + 0 = 0
13) 0 + 6 = 6
14) 10 + 6 = 16
15) 0 + 1 = 1
16) 0 + 8 = 8
17) 0 + 4 = 4
18) 10 + 0 = 10
19) 10 + 3 = 13
20) 10 + 5 = 15
21) 10 + 7 = 17
22) 10 + 2 = 12
23) 10 + 1 = 11
24) 0 + 2 = 2
25) 0 + 7 = 7
26) 0 + 10 = 10
27) 10 + 4 = 14
28) 10 + 8 = 18
29) 0 + 5 = 5
30) 0 + 3 = 3

Take 10

41) 18 – 10 = 8
42) 11 – 10 = 1
43) 17 – 10 = 7
44) 10 – 10 = 0
45) 19 – 10 = 9
46) 16 – 10 = 6
47) 14 – 10 = 4
48) 13 – 10 = 3
49) 12 – 10 = 2
50) 15 – 10 = 5

Difference of 0 and 10

51) 19 – 9 = 10
52) 2 – 2 = 0
53) 13 – 3 = 10
54) 11 – 1 = 10
55) 4 – 4 = 0
56) 15 – 5 = 10
57) 17 – 7 = 10
58) 18 – 8 = 10
59) 6 – 6 = 0
60) 10 – 10 = 0

Rainbow missing number

61) 8 + 2 = 10
62) 7 + 3 = 10
63) 10 + 0 = 10
64) 5 + 5 = 10
65) 1 + 9 = 10
66) 2 + 8 = 10
67) 6 + 4 = 10
68) 4 + 6 = 10
69) 3 + 7 = 10
70) 9 + 1 = 10
71) 2 + 8 = 10
72) 3 + 7 = 10
73) 0 + 10 = 10
74) 7 + 3 = 10
75) 5 + 5 = 10
76) 8 + 2 = 10
77) 2 + 8 = 10
78) 1 + 9 = 10
79) 4 + 6 = 10
80) 6 + 4 = 10

Addition revision

81) 10 + 2 = 12
82) 3 + 10 = 13
83) 10 + 1 = 11
84) 3 + 6 = 9
85) 10 + 3 = 13
86) 10 + 10 = 20
87) 1 + 1 = 2
88) 2 + 1 = 3
89) 2 + 2 = 4
90) 2 + 0 = 2

Subtraction revision

91) 4 – 3 = 1
92) 10 – 10 = 0
95) 11 – 8 = 3
96) 6 – 4 = 2
97) 12 – 9 = 3
93) 3 – 2 = 1
94) 10 – 0 = 10
98) 10 – 7 = 3
99) 9 – 7 = 2
100) 7 – 4 = 3

This worksheet is part of the Professor Pete's Classroom eBook "Ten Minutes a Day 1: Addition & Subtraction Revision Worksheets".
Plus 0 and plus 10 facts are SPECIAL CASES. The number zero is the "additive/subtractive identity", meaning that another number is unchanged by the action of adding/taking zero. Adding ten to a single digit number results in the associated teen number which has one ten and the single digit number of ones; most pairs of a single digit number and the associated teen number sound similar (eg, "six" and "sixteen"). This can be illustrated easily with a pair of ten frames.

Licensed for unlimited copying by original purchaser only.

Ten Minutes a Day 1 **ANSWERS** **Addition & Subtraction Revision**

Time: **Score:** **+0, –0, +10 & –10: 5 [B]**

PROFESSOR PETE'S CLASSROOM

∓	1	2	3	Rnbw	0&10	Dble	Dble+1	9	8	All

Add 0 & 10

1) 3 + 0 = 3
2) 3 + 10 = 13
3) 9 + 0 = 9
4) 8 + 10 = 18
5) 6 + 10 = 16
6) 7 + 10 = 17
7) 8 + 0 = 8
8) 9 + 10 = 19
9) 10 + 0 = 10
10) 7 + 0 = 7

Take 0

31) 9 – 0 = 9
32) 0 – 0 = 0
33) 1 – 0 = 1
34) 6 – 0 = 6
35) 5 – 0 = 5
36) 7 – 0 = 7
37) 2 – 0 = 2
38) 8 – 0 = 8
39) 3 – 0 = 3
40) 4 – 0 = 4

Turn arounds

11) 10 + 3 = 13
12) 10 + 7 = 17
13) 0 + 10 = 10
14) 0 + 8 = 8
15) 10 + 1 = 11
16) 10 + 0 = 10
17) 0 + 7 = 7
18) 10 + 10 = 20
19) 10 + 8 = 18
20) 10 + 4 = 14
21) 10 + 2 = 12
22) 0 + 0 = 0
23) 10 + 6 = 16
24) 0 + 3 = 3
25) 0 + 6 = 6
26) 0 + 4 = 4
27) 0 + 1 = 1
28) 0 + 5 = 5
29) 0 + 2 = 2
30) 10 + 5 = 15

Take 10

41) 10 – 10 = 0
42) 11 – 10 = 1
43) 13 – 10 = 3
44) 18 – 10 = 8
45) 16 – 10 = 6
46) 15 – 10 = 5
47) 19 – 10 = 9
48) 17 – 10 = 7
49) 14 – 10 = 4
50) 12 – 10 = 2

Difference of 0 and 10

51) 13 – 3 = 10
52) 10 – 10 = 0
53) 19 – 9 = 10
54) 18 – 8 = 10
55) 2 – 2 = 0
56) 17 – 7 = 10
57) 11 – 1 = 10
58) 4 – 4 = 0
59) 6 – 6 = 0
60) 15 – 5 = 10

Rainbow missing number

61) 2 + 8 = 10
62) 9 + 1 = 10
63) 7 + 3 = 10
64) 4 + 6 = 10
65) 1 + 9 = 10
66) 6 + 4 = 10
67) 10 + 0 = 10
68) 5 + 5 = 10
69) 3 + 7 = 10
70) 8 + 2 = 10
71) 6 + 4 = 10
72) 5 + 5 = 10
73) 3 + 7 = 10
74) 7 + 3 = 10
75) 8 + 2 = 10
76) 0 + 10 = 10
77) 2 + 8 = 10
78) 1 + 9 = 10
79) 4 + 6 = 10
80) 2 + 8 = 10

Addition revision

81) 2 + 0 = 2
82) 3 + 10 = 13
83) 3 + 6 = 9
84) 10 + 1 = 11
85) 2 + 2 = 4
86) 10 + 2 = 12
87) 2 + 1 = 3
88) 10 + 10 = 20
89) 10 + 3 = 13
90) 1 + 1 = 2

Subtraction revision

91) 3 – 2 = 1
92) 4 – 3 = 1
95) 6 – 4 = 2
96) 11 – 8 = 3
97) 7 – 4 = 3
93) 10 – 0 = 10
94) 10 – 10 = 0
98) 9 – 7 = 2
99) 10 – 7 = 3
100) 12 – 9 = 3

This worksheet is part of the Professor Pete's Classroom eBook "Ten Minutes a Day 1: Addition & Subtraction Revision Worksheets".
Plus 0 and plus 10 facts are SPECIAL CASES. The number zero is the "additive/subtractive identity", meaning that another number is unchanged by the action of adding/taking zero. Adding ten to a single digit number results in the associated teen number which has one ten and the single digit number of ones; most pairs of a single digit number and the associated teen number sound similar (eg, "six" and "sixteen"). This can be illustrated easily with a pair of ten frames.

Licensed for unlimited copying by original purchaser only.

Ten Minutes a Day 1 **ANSWERS** **Addition & Subtraction Revision**

Time: **Score:** **+0, –0, +10 & –10: 5 [C]**

PROFESSOR PETE'S CLASSROOM

∓	1	2	3	Rnbw	0&10	Dble	Dble+1	9	8	All

Add 0 & 10

1) 7 + 10 = 17
2) 10 + 0 = 10
3) 9 + 0 = 9
4) 9 + 10 = 19
5) 8 + 10 = 18
6) 3 + 0 = 3
7) 6 + 10 = 16
8) 8 + 0 = 8
9) 7 + 0 = 7
10) 3 + 10 = 13

Take 0

31) 2 – 0 = 2
32) 0 – 0 = 0
33) 3 – 0 = 3
34) 4 – 0 = 4
35) 8 – 0 = 8
36) 5 – 0 = 5
37) 7 – 0 = 7
38) 1 – 0 = 1
39) 6 – 0 = 6
40) 9 – 0 = 9

Turn arounds

11) 10 + 6 = 16
12) 0 + 6 = 6
13) 0 + 1 = 1
14) 0 + 3 = 3
15) 0 + 0 = 0
16) 10 + 0 = 10
17) 10 + 3 = 13
18) 10 + 7 = 17
19) 10 + 2 = 12
20) 10 + 4 = 14
21) 0 + 2 = 2
22) 10 + 10 = 20
23) 10 + 8 = 18
24) 0 + 5 = 5
25) 0 + 10 = 10
26) 0 + 7 = 7
27) 10 + 5 = 15
28) 0 + 8 = 8
29) 0 + 4 = 4
30) 10 + 1 = 11

Take 10

41) 18 – 10 = 8
42) 16 – 10 = 6
43) 10 – 10 = 0
44) 13 – 10 = 3
45) 15 – 10 = 5
46) 19 – 10 = 9
47) 12 – 10 = 2
48) 17 – 10 = 7
49) 14 – 10 = 4
50) 11 – 10 = 1

Difference of 0 and 10

51) 11 – 1 = 10
52) 17 – 7 = 10
53) 4 – 4 = 0
54) 15 – 5 = 10
55) 10 – 10 = 0
56) 13 – 3 = 10
57) 18 – 8 = 10
58) 6 – 6 = 0
59) 2 – 2 = 0
60) 19 – 9 = 10

Rainbow missing number

61) 9 + 1 = 10
62) 8 + 2 = 10
63) 1 + 9 = 10
64) 5 + 5 = 10
65) 4 + 6 = 10
66) 2 + 8 = 10
67) 3 + 7 = 10
68) 7 + 3 = 10
69) 6 + 4 = 10
70) 10 + 0 = 10
71) 6 + 4 = 10
72) 0 + 10 = 10
73) 1 + 9 = 10
74) 2 + 8 = 10
75) 7 + 3 = 10
76) 4 + 6 = 10
77) 8 + 2 = 10
78) 5 + 5 = 10
79) 2 + 8 = 10
80) 3 + 7 = 10

Addition revision

81) 10 + 3 = 13
82) 10 + 2 = 12
83) 3 + 6 = 9
84) 10 + 1 = 11
85) 10 + 10 = 20
86) 2 + 1 = 3
87) 2 + 2 = 4
88) 3 + 10 = 13
89) 1 + 1 = 2
90) 2 + 0 = 2

Subtraction revision

91) 10 – 0 = 10
92) 4 – 3 = 1
95) 9 – 7 = 2
96) 11 – 8 = 3
97) 6 – 4 = 2
93) 3 – 2 = 1
94) 10 – 10 = 0
98) 7 – 4 = 3
99) 12 – 9 = 3
100) 10 – 7 = 3

This worksheet is part of the Professor Pete's Classroom eBook "Ten Minutes a Day 1: Addition & Subtraction Revision Worksheets".
Plus 0 and plus 10 facts are SPECIAL CASES. The number zero is the "additive/subtractive identity", meaning that another number is unchanged by the action of adding/taking zero. Adding ten to a single digit number results in the associated teen number which has one ten and the single digit number of ones; most pairs of a single digit number and the associated teen number sound similar (eg, "six" and "sixteen"). This can be illustrated easily with a pair of ten frames.

Licensed for unlimited copying by original purchaser only.

Ten Minutes a Day 1 **ANSWERS** **Addition & Subtraction Revision**

Time: **Score:** **+0, –0, +10 & –10: 5 [D]**

PROFESSOR PETE'S CLASSROOM

∓ 1 2 3 Rnbw [0&10] Dble Dble+1 9 8 All

Add 0 & 10

1) 10 + 0 = 10
2) 3 + 0 = 3
3) 7 + 0 = 7
4) 7 + 10 = 17
5) 3 + 10 = 13
6) 9 + 0 = 9
7) 8 + 10 = 18
8) 9 + 10 = 19
9) 8 + 0 = 8
10) 6 + 10 = 16

Take 0

31) 2 – 0 = 2
32) 8 – 0 = 8
33) 4 – 0 = 4
34) 6 – 0 = 6
35) 7 – 0 = 7
36) 0 – 0 = 0
37) 3 – 0 = 3
38) 1 – 0 = 1
39) 5 – 0 = 5
40) 9 – 0 = 9

Turn arounds

11) 10 + 6 = 16
12) 0 + 2 = 2
13) 0 + 6 = 6
14) 10 + 10 = 20
15) 0 + 1 = 1
16) 10 + 3 = 13
17) 10 + 5 = 15
18) 0 + 5 = 5
19) 0 + 3 = 3
20) 0 + 8 = 8
21) 10 + 2 = 12
22) 0 + 4 = 4
23) 10 + 0 = 10
24) 10 + 4 = 14
25) 10 + 7 = 17
26) 10 + 8 = 18
27) 10 + 1 = 11
28) 0 + 0 = 0
29) 0 + 10 = 10
30) 0 + 7 = 7

Take 10

41) 17 – 10 = 7
42) 15 – 10 = 5
43) 12 – 10 = 2
44) 16 – 10 = 6
45) 14 – 10 = 4
46) 13 – 10 = 3
47) 10 – 10 = 0
48) 18 – 10 = 8
49) 19 – 10 = 9
50) 11 – 10 = 1

Difference of 0 and 10

51) 6 – 6 = 0
52) 2 – 2 = 0
53) 18 – 8 = 10
54) 15 – 5 = 10
55) 4 – 4 = 0
56) 13 – 3 = 10
57) 11 – 1 = 10
58) 19 – 9 = 10
59) 17 – 7 = 10
60) 10 – 10 = 0

Rainbow missing number

61) 5 + 5 = 10
62) 2 + 8 = 10
63) 7 + 3 = 10
64) 9 + 1 = 10
65) 3 + 7 = 10
66) 10 + 0 = 10
67) 1 + 9 = 10
68) 6 + 4 = 10
69) 8 + 2 = 10
70) 4 + 6 = 10
71) 0 + 10 = 10
72) 7 + 3 = 10
73) 6 + 4 = 10
74) 3 + 7 = 10
75) 4 + 6 = 10
76) 1 + 9 = 10
77) 5 + 5 = 10
78) 2 + 8 = 10
79) 2 + 8 = 10
80) 8 + 2 = 10

Addition revision

81) 3 + 10 = 13
82) 10 + 3 = 13
83) 1 + 1 = 2
84) 10 + 2 = 12
85) 2 + 2 = 4
86) 10 + 1 = 11
87) 10 + 10 = 20
88) 3 + 6 = 9
89) 2 + 1 = 3
90) 2 + 0 = 2

Subtraction revision

91) 10 – 0 = 10
92) 3 – 2 = 1
95) 6 – 4 = 2
96) 10 – 7 = 3
97) 7 – 4 = 3
93) 10 – 10 = 0
94) 4 – 3 = 1
98) 9 – 7 = 2
99) 11 – 8 = 3
100) 12 – 9 = 3

This worksheet is part of the Professor Pete's Classroom eBook "Ten Minutes a Day 1: Addition & Subtraction Revision Worksheets".
Plus 0 and plus 10 facts are SPECIAL CASES. The number zero is the "additive/subtractive identity", meaning that another number is unchanged by the action of adding/taking zero. Adding ten to a single digit number results in the associated teen number which has one ten and the single digit number of ones; most pairs of a single digit number and the associated teen number sound similar (eg, "six" and "sixteen"). This can be illustrated easily with a pair of ten frames.

Licensed for unlimited copying by original purchaser only.

Ten Minutes a Day 1 **ANSWERS** **Addition & Subtraction Revision**

Time: **Score:** **(+, –) Double/Halve: 6 [A]**

PROFESSOR PETE'S CLASSROOM

∓	1	2	3	Rnbw	0&10	Dble	Dble+1	9	8	All

Double

1) 8 + 8 = 16
2) 6 + 6 = 12
3) 1 + 1 = 2
4) 9 + 9 = 18
5) 5 + 5 = 10
6) 7 + 7 = 14
7) 9 + 9 = 18
8) 5 + 5 = 10
9) 9 + 9 = 18
10) 6 + 6 = 12
11) 5 + 5 = 10
12) 4 + 4 = 8
13) 6 + 6 = 12
14) 7 + 7 = 14
15) 10 + 10 = 20
16) 7 + 7 = 14
17) 0 + 0 = 0
18) 3 + 3 = 6
19) 1 + 1 = 2
20) 2 + 2 = 4

Halve

21) 2 – 1 = 1
22) 16 – 8 = 8
23) 4 – 2 = 2
24) 14 – 7 = 7
25) 8 – 4 = 4
26) 10 – 5 = 5
27) 18 – 9 = 9
28) 12 – 6 = 6
29) 20 – 10 = 10
30) 8 – 4 = 4
31) 18 – 9 = 9
32) 2 – 1 = 1
33) 10 – 5 = 5
34) 20 – 10 = 10
35) 6 – 3 = 3
36) 16 – 8 = 8
37) 12 – 6 = 6
38) 14 – 7 = 7
39) 16 – 8 = 8
40) 12 – 6 = 6

Missing number

41) 1 + 1 = 2
42) 5 + 5 = 10
43) 10 + 10 = 20
44) 2 + 2 = 4
45) 6 + 6 = 12
46) 7 + 7 = 14
47) 4 + 4 = 8
48) 7 + 7 = 14
49) 4 + 4 = 8
50) 9 + 9 = 18
51) 3 + 3 = 6
52) 6 + 6 = 12
53) 2 + 2 = 4
54) 6 + 6 = 12
55) 2 + 2 = 4
56) 2 + 2 = 4
57) 5 + 5 = 10
58) 9 + 9 = 18
59) 2 + 2 = 4
60) 5 + 5 = 10
61) 8 + 8 = 16
62) 3 + 3 = 6
63) 8 + 8 = 16
64) 5 + 5 = 10
65) 7 + 7 = 14
66) 10 + 10 = 20
67) 6 + 6 = 12
68) 4 + 4 = 8
69) 1 + 1 = 2
70) 3 + 3 = 6
71) 5 + 5 = 10
72) 7 + 7 = 14
73) 8 + 8 = 16
74) 3 + 3 = 6
75) 8 + 8 = 16
76) 9 + 9 = 18
77) 8 + 8 = 16
78) 9 + 9 = 18
79) 5 + 5 = 10
80) 4 + 4 = 8

Addition revision

81) 10 + 7 = 17
82) 3 + 8 = 11
83) 3 + 7 = 10
84) 2 + 7 = 9
85) 9 + 9 = 18
86) 8 + 8 = 16
87) 2 + 4 = 6
88) 7 + 7 = 14
89) 3 + 5 = 8
90) 1 + 4 = 5

Rainbow missing number

91) 8 + 2 = 10
92) 4 + 6 = 10
93) 1 + 9 = 10
94) 5 + 5 = 10
95) 9 + 1 = 10
96) 3 + 7 = 10
97) 6 + 4 = 10
98) 2 + 8 = 10
99) 0 + 10 = 10
100) 7 + 3 = 10

This worksheet is part of the Professor Pete's Classroom eBook "Ten Minutes a Day 1: Addition & Subtraction Revision Worksheets". The recommended teaching sequence is shown in the bar at the top of this sheet. Doubles addition and subtraction number facts are taught using a DOUBLING/HALVING strategy, connecting to everyday situations in which numbers are doubled, or one half of a double is subtracted.

Licensed for unlimited copying by original purchaser only.

Ten Minutes a Day 1 **ANSWERS** **Addition & Subtraction Revision**

Time: **Score:** **(+, –) Double/Halve: 6 [B]**

PROFESSOR PETE'S CLASSROOM

∓	1	2	3	Rnbw	0&10	Dble	Dble+1	9	8	All

Double

1) 7 + 7 = 14
2) 0 + 0 = 0
3) 6 + 6 = 12
4) 6 + 6 = 12
5) 6 + 6 = 12
6) 1 + 1 = 2
7) 7 + 7 = 14
8) 9 + 9 = 18
9) 7 + 7 = 14
10) 3 + 3 = 6
11) 5 + 5 = 10
12) 1 + 1 = 2
13) 8 + 8 = 16
14) 10 + 10 = 20
15) 5 + 5 = 10
16) 2 + 2 = 4
17) 5 + 5 = 10
18) 9 + 9 = 18
19) 9 + 9 = 18
20) 4 + 4 = 8

Halve

21) 14 – 7 = 7
22) 20 – 10 = 10
23) 2 – 1 = 1
24) 16 – 8 = 8
25) 4 – 2 = 2
26) 18 – 9 = 9
27) 18 – 9 = 9
28) 20 – 10 = 10
29) 8 – 4 = 4
30) 6 – 3 = 3
31) 12 – 6 = 6
32) 10 – 5 = 5
33) 10 – 5 = 5
34) 2 – 1 = 1
35) 16 – 8 = 8
36) 14 – 7 = 7
37) 12 – 6 = 6
38) 16 – 8 = 8
39) 12 – 6 = 6
40) 8 – 4 = 4

Missing number

41) 3 + 3 = 6
42) 5 + 5 = 10
43) 5 + 5 = 10
44) 3 + 3 = 6
45) 10 + 10 = 20
46) 2 + 2 = 4
47) 5 + 5 = 10
48) 6 + 6 = 12
49) 9 + 9 = 18
50) 8 + 8 = 16
51) 2 + 2 = 4
52) 6 + 6 = 12
53) 5 + 5 = 10
54) 1 + 1 = 2
55) 2 + 2 = 4
56) 9 + 9 = 18
57) 7 + 7 = 14
58) 9 + 9 = 18
59) 8 + 8 = 16
60) 4 + 4 = 8
61) 4 + 4 = 8
62) 2 + 2 = 4
63) 7 + 7 = 14
64) 4 + 4 = 8
65) 8 + 8 = 16
66) 10 + 10 = 20
67) 3 + 3 = 6
68) 6 + 6 = 12
69) 7 + 7 = 14
70) 8 + 8 = 16
71) 5 + 5 = 10
72) 2 + 2 = 4
73) 6 + 6 = 12
74) 9 + 9 = 18
75) 1 + 1 = 2
76) 5 + 5 = 10
77) 7 + 7 = 14
78) 4 + 4 = 8
79) 3 + 3 = 6
80) 8 + 8 = 16

Addition revision

81) 2 + 4 = 6
82) 1 + 4 = 5
83) 3 + 7 = 10
84) 3 + 8 = 11
85) 10 + 7 = 17
86) 7 + 7 = 14
87) 2 + 7 = 9
88) 9 + 9 = 18
89) 3 + 5 = 8
90) 8 + 8 = 16

Rainbow missing number

91) 1 + 9 = 10
92) 6 + 4 = 10
93) 8 + 2 = 10
94) 3 + 7 = 10
95) 2 + 8 = 10
96) 0 + 10 = 10
97) 5 + 5 = 10
98) 9 + 1 = 10
99) 4 + 6 = 10
100) 7 + 3 = 10

This worksheet is part of the Professor Pete's Classroom eBook "Ten Minutes a Day 1: Addition & Subtraction Revision Worksheets". The recommended teaching sequence is shown in the bar at the top of this sheet. Doubles addition and subtraction number facts are taught using a DOUBLING/HALVING strategy, connecting to everyday situations in which numbers are doubled, or one half of a double is subtracted.

Licensed for unlimited copying by original purchaser only.

Ten Minutes a Day 1 **ANSWERS** **Addition & Subtraction Revision**

Time: **Score:** **(+, –) Double/Halve: 6 [C]**

PROFESSOR PETE'S CLASSROOM

∓	1	2	3	Rnbw	0&10	Dble	Dble+1	9	8	All

Double

1) 1 + 1 = 2
2) 9 + 9 = 18
3) 5 + 5 = 10
4) 7 + 7 = 14
5) 9 + 9 = 18
6) 2 + 2 = 4
7) 7 + 7 = 14
8) 5 + 5 = 10
9) 3 + 3 = 6
10) 6 + 6 = 12
11) 10 + 10 = 20
12) 8 + 8 = 16
13) 0 + 0 = 0
14) 4 + 4 = 8
15) 7 + 7 = 14
16) 6 + 6 = 12
17) 5 + 5 = 10
18) 1 + 1 = 2
19) 6 + 6 = 12
20) 9 + 9 = 18

Halve

21) 14 – 7 = 7
22) 12 – 6 = 6
23) 18 – 9 = 9
24) 10 – 5 = 5
25) 14 – 7 = 7
26) 16 – 8 = 8
27) 2 – 1 = 1
28) 20 – 10 = 10
29) 12 – 6 = 6
30) 2 – 1 = 1
31) 18 – 9 = 9
32) 16 – 8 = 8
33) 8 – 4 = 4
34) 20 – 10 = 10
35) 8 – 4 = 4
36) 4 – 2 = 2
37) 10 – 5 = 5
38) 6 – 3 = 3
39) 16 – 8 = 8
40) 12 – 6 = 6

Missing number

41) 10 + 10 = 20
42) 4 + 4 = 8
43) 8 + 8 = 16
44) 9 + 9 = 18
45) 4 + 4 = 8
46) 4 + 4 = 8
47) 5 + 5 = 10
48) 5 + 5 = 10
49) 1 + 1 = 2
50) 1 + 1 = 2
51) 7 + 7 = 14
52) 8 + 8 = 16
53) 3 + 3 = 6
54) 2 + 2 = 4
55) 8 + 8 = 16
56) 5 + 5 = 10
57) 4 + 4 = 8
58) 6 + 6 = 12
59) 9 + 9 = 18
60) 3 + 3 = 6
61) 6 + 6 = 12
62) 6 + 6 = 12
63) 10 + 10 = 20
64) 2 + 2 = 4
65) 6 + 6 = 12
66) 5 + 5 = 10
67) 2 + 2 = 4
68) 9 + 9 = 18
69) 2 + 2 = 4
70) 3 + 3 = 6
71) 3 + 3 = 6
72) 8 + 8 = 16
73) 7 + 7 = 14
74) 7 + 7 = 14
75) 2 + 2 = 4
76) 7 + 7 = 14
77) 5 + 5 = 10
78) 9 + 9 = 18
79) 5 + 5 = 10
80) 8 + 8 = 16

Addition revision

81) 8 + 8 = 16
82) 2 + 7 = 9
83) 2 + 4 = 6
84) 3 + 5 = 8
85) 1 + 4 = 5
86) 3 + 8 = 11
87) 3 + 7 = 10
88) 7 + 7 = 14
89) 10 + 7 = 17
90) 9 + 9 = 18

Rainbow missing number

91) 6 + 4 = 10
92) 7 + 3 = 10
93) 3 + 7 = 10
94) 2 + 8 = 10
95) 8 + 2 = 10
96) 4 + 6 = 10
97) 0 + 10 = 10
98) 1 + 9 = 10
99) 5 + 5 = 10
100) 9 + 1 = 10

This worksheet is part of the Professor Pete's Classroom eBook "Ten Minutes a Day 1: Addition & Subtraction Revision Worksheets". The recommended teaching sequence is shown in the bar at the top of this sheet. Doubles addition and subtraction number facts are taught using a DOUBLING/HALVING strategy, connecting to everyday situations in which numbers are doubled, or one half of a double is subtracted.

Licensed for unlimited copying by original purchaser only.

Ten Minutes a Day 1 **ANSWERS** **Addition & Subtraction Revision**

Time: **Score:** **(+, –) Double/Halve: 6 [D]**

PROFESSOR PETE'S CLASSROOM

∓	1	2	3	Rnbw	0&10	Dble	Dble+1	9	8	All

Double

1) 2 + 2 = 4
2) 7 + 7 = 14
3) 6 + 6 = 12
4) 9 + 9 = 18
5) 9 + 9 = 18
6) 1 + 1 = 2
7) 8 + 8 = 16
8) 5 + 5 = 10
9) 1 + 1 = 2
10) 6 + 6 = 12
11) 10 + 10 = 20
12) 3 + 3 = 6
13) 7 + 7 = 14
14) 4 + 4 = 8
15) 7 + 7 = 14
16) 6 + 6 = 12
17) 5 + 5 = 10
18) 9 + 9 = 18
19) 0 + 0 = 0
20) 5 + 5 = 10

Halve

21) 20 – 10 = 10
22) 10 – 5 = 5
23) 12 – 6 = 6
24) 8 – 4 = 4
25) 14 – 7 = 7
26) 10 – 5 = 5
27) 2 – 1 = 1
28) 20 – 10 = 10
29) 18 – 9 = 9
30) 4 – 2 = 2
31) 12 – 6 = 6
32) 12 – 6 = 6
33) 18 – 9 = 9
34) 16 – 8 = 8
35) 14 – 7 = 7
36) 2 – 1 = 1
37) 16 – 8 = 8
38) 6 – 3 = 3
39) 8 – 4 = 4
40) 16 – 8 = 8

Missing number

41) 2 + 2 = 4
42) 7 + 7 = 14
43) 1 + 1 = 2
44) 3 + 3 = 6
45) 5 + 5 = 10
46) 2 + 2 = 4
47) 10 + 10 = 20
48) 9 + 9 = 18
49) 2 + 2 = 4
50) 5 + 5 = 10
51) 5 + 5 = 10
52) 4 + 4 = 8
53) 8 + 8 = 16
54) 7 + 7 = 14
55) 7 + 7 = 14
56) 5 + 5 = 10
57) 6 + 6 = 12
58) 6 + 6 = 12
59) 6 + 6 = 12
60) 9 + 9 = 18
61) 6 + 6 = 12
62) 8 + 8 = 16
63) 9 + 9 = 18
64) 3 + 3 = 6
65) 8 + 8 = 16
66) 5 + 5 = 10
67) 7 + 7 = 14
68) 8 + 8 = 16
69) 9 + 9 = 18
70) 4 + 4 = 8
71) 3 + 3 = 6
72) 5 + 5 = 10
73) 1 + 1 = 2
74) 2 + 2 = 4
75) 4 + 4 = 8
76) 8 + 8 = 16
77) 2 + 2 = 4
78) 4 + 4 = 8
79) 10 + 10 = 20
80) 3 + 3 = 6

Addition revision

81) 2 + 4 = 6
82) 8 + 8 = 16
83) 1 + 4 = 5
84) 2 + 7 = 9
85) 3 + 8 = 11
86) 3 + 5 = 8
87) 3 + 7 = 10
88) 9 + 9 = 18
89) 7 + 7 = 14
90) 10 + 7 = 17

Rainbow missing number

91) 1 + 9 = 10
92) 8 + 2 = 10
93) 6 + 4 = 10
94) 3 + 7 = 10
95) 7 + 3 = 10
96) 9 + 1 = 10
97) 5 + 5 = 10
98) 4 + 6 = 10
99) 2 + 8 = 10
100) 0 + 10 = 10

This worksheet is part of the Professor Pete's Classroom eBook "Ten Minutes a Day 1: Addition & Subtraction Revision Worksheets". The recommended teaching sequence is shown in the bar at the top of this sheet. Doubles addition and subtraction number facts are taught using a DOUBLING/HALVING strategy, connecting to everyday situations in which numbers are doubled, or one half of a double is subtracted.

Licensed for unlimited copying by original purchaser only.

Ten Minutes a Day 1 **ANSWERS** **Addition & Subtraction Revision**

Time: **Score:** **(+, –) Doubles +1: 7 [A]**

PROFESSOR PETE'S CLASSROOM

∓	1	2	3	Rnbw	0&10	Dble	Dble+1	9	8	All

Double +1

1) 7 + 7 = 14
2) 7 + 8 = 15
3) 5 + 5 = 10
4) 5 + 6 = 11
5) 8 + 8 = 16
6) 8 + 9 = 17
7) 3 + 3 = 6
8) 3 + 4 = 7
9) 6 + 6 = 12
10) 6 + 7 = 13
11) 8 + 8 = 16
12) 8 + 9 = 17
13) 9 + 9 = 18
14) 9 + 10 = 19
15) 2 + 2 = 4
16) 2 + 3 = 5
17) 4 + 4 = 8
18) 4 + 5 = 9
19) 5 + 5 = 10
20) 5 + 6 = 11

Related to double +1

41) 12 – 6 = 6
42) 13 – 6 = 7
43) 8 – 4 = 4
44) 9 – 4 = 5
45) 14 – 7 = 7
46) 15 – 7 = 8
47) 10 – 5 = 5
48) 11 – 5 = 6
49) 6 – 3 = 3
50) 7 – 3 = 4
51) 8 – 4 = 4
52) 9 – 4 = 5
53) 16 – 8 = 8
54) 17 – 8 = 9
55) 8 – 4 = 4
56) 9 – 4 = 5
57) 10 – 5 = 5
58) 11 – 5 = 6
59) 14 – 7 = 7
60) 15 – 7 = 8

Turn arounds

21) 7 + 7 = 14
22) 8 + 7 = 15
23) 9 + 9 = 18
24) 10 + 9 = 19
25) 6 + 6 = 12
26) 7 + 6 = 13
27) 3 + 3 = 6
28) 4 + 3 = 7
29) 7 + 7 = 14
30) 8 + 7 = 15
31) 8 + 8 = 16
32) 9 + 8 = 17
33) 5 + 5 = 10
34) 6 + 5 = 11
35) 2 + 2 = 4
36) 3 + 2 = 5
37) 6 + 6 = 12
38) 7 + 6 = 13
39) 4 + 4 = 8
40) 5 + 4 = 9

Turn arounds

61) 13 – 6 = 7
62) 13 – 7 = 6
63) 9 – 4 = 5
64) 9 – 5 = 4
65) 15 – 7 = 8
66) 15 – 8 = 7
67) 11 – 5 = 6
68) 11 – 6 = 5
69) 7 – 3 = 4
70) 7 – 4 = 3
71) 9 – 4 = 5
72) 9 – 5 = 4
73) 17 – 8 = 9
74) 17 – 9 = 8
75) 9 – 4 = 5
76) 9 – 5 = 4
77) 11 – 5 = 6
78) 11 – 6 = 5
79) 15 – 7 = 8
80) 15 – 8 = 7

Double +1 missing number

81) 3 + 2 = 5
82) 5 + 6 = 11
83) 5 + 4 = 9
84) 4 + 5 = 9
85) 4 + 3 = 7
86) 6 + 5 = 11
87) 8 + 7 = 15
88) 8 + 9 = 17
89) 7 + 8 = 15
90) 7 + 6 = 13
91) 5 + 4 = 9
92) 4 + 5 = 9
93) 3 + 4 = 7
94) 7 + 8 = 15
95) 7 + 6 = 13
96) 4 + 3 = 7
97) 6 + 5 = 11
98) 8 + 9 = 17
99) 5 + 6 = 11
100) 8 + 7 = 15

This worksheet is part of the Professor Pete's Classroom eBook "Ten Minutes a Day 1: Addition & Subtraction Revision Worksheets". The recommended teaching sequence is shown in the bar at the top of this sheet. Doubles +1 number facts are taught using a THINK OF DOUBLES strategy: once doubles are memorized, any double plus one fact is easily found by counting on one more. Doubles plus one facts are recognized by the pairing of two numbers that are consecutive counting numbers, their sum equalling double the smaller number plus one more.

Licensed for unlimited copying by original purchaser only.

Ten Minutes a Day 1 **ANSWERS** **Addition & Subtraction Revision**

Time: **Score:** **(+, –) Doubles +1: 7 [B]**

PROFESSOR PETE'S CLASSROOM

∓	1	2	3	Rnbw	0&10	Dble	Dble+1	9	8	All

Double +1

1) 8 + 8 = 16
2) 8 + 9 = 17
3) 5 + 5 = 10
4) 5 + 6 = 11
5) 8 + 8 = 16
6) 8 + 9 = 17
7) 3 + 3 = 6
8) 3 + 4 = 7
9) 6 + 6 = 12
10) 6 + 7 = 13
11) 7 + 7 = 14
12) 7 + 8 = 15
13) 9 + 9 = 18
14) 9 + 10 = 19
15) 2 + 2 = 4
16) 2 + 3 = 5
17) 4 + 4 = 8
18) 4 + 5 = 9
19) 5 + 5 = 10
20) 5 + 6 = 11

Related to double +1

41) 8 – 4 = 4
42) 9 – 4 = 5
43) 16 – 8 = 8
44) 17 – 8 = 9
45) 14 – 7 = 7
46) 15 – 7 = 8
47) 10 – 5 = 5
48) 11 – 5 = 6
49) 6 – 3 = 3
50) 7 – 3 = 4
51) 8 – 4 = 4
52) 9 – 4 = 5
53) 16 – 8 = 8
54) 17 – 8 = 9
55) 8 – 4 = 4
56) 9 – 4 = 5
57) 10 – 5 = 5
58) 11 – 5 = 6
59) 14 – 7 = 7
60) 15 – 7 = 8

Turn arounds

21) 8 + 8 = 16
22) 9 + 8 = 17
23) 9 + 9 = 18
24) 10 + 9 = 19
25) 6 + 6 = 12
26) 7 + 6 = 13
27) 3 + 3 = 6
28) 4 + 3 = 7
29) 7 + 7 = 14
30) 8 + 7 = 15
31) 7 + 7 = 14
32) 8 + 7 = 15
33) 5 + 5 = 10
34) 6 + 5 = 11
35) 2 + 2 = 4
36) 3 + 2 = 5
37) 6 + 6 = 12
38) 7 + 6 = 13
39) 4 + 4 = 8
40) 5 + 4 = 9

Turn arounds

61) 13 – 6 = 7
62) 13 – 7 = 6
63) 9 – 4 = 5
64) 9 – 5 = 4
65) 15 – 7 = 8
66) 15 – 8 = 7
67) 11 – 5 = 6
68) 11 – 6 = 5
69) 7 – 3 = 4
70) 7 – 4 = 3
71) 9 – 4 = 5
72) 9 – 5 = 4
73) 17 – 8 = 9
74) 17 – 9 = 8
75) 9 – 4 = 5
76) 9 – 5 = 4
77) 11 – 5 = 6
78) 11 – 6 = 5
79) 15 – 7 = 8
80) 15 – 8 = 7

Double +1 missing number

81) 8 + 7 = 15
82) 3 + 2 = 5
83) 6 + 5 = 11
84) 7 + 8 = 15
85) 5 + 6 = 11
86) 7 + 6 = 13
87) 5 + 4 = 9
88) 4 + 5 = 9
89) 4 + 3 = 7
90) 8 + 9 = 17
91) 4 + 5 = 9
92) 4 + 3 = 7
93) 6 + 5 = 11
94) 7 + 8 = 15
95) 5 + 6 = 11
96) 3 + 4 = 7
97) 8 + 9 = 17
98) 7 + 6 = 13
99) 5 + 4 = 9
100) 8 + 7 = 15

This worksheet is part of the Professor Pete's Classroom eBook "Ten Minutes a Day 1: Addition & Subtraction Revision Worksheets". The recommended teaching sequence is shown in the bar at the top of this sheet. Doubles +1 number facts are taught using a THINK OF DOUBLES strategy: once doubles are memorized, any double plus one fact is easily found by counting on one more. Doubles plus one facts are recognized by the pairing of two numbers that are consecutive counting numbers, their sum equalling double the smaller number plus one more.

Licensed for unlimited copying by original purchaser only.

Ten Minutes a Day 1 **ANSWERS** **Addition & Subtraction Revision**

Time: **Score:** **(+, –) Doubles +1: 7 [C]**

PROFESSOR PETE'S CLASSROOM

∓	1	2	3	Rnbw	0&10	Dble	Dble+1	9	8	All

Double +1

1) 8 + 9 = 17
2) 5 + 6 = 11
3) 5 + 6 = 11
4) 3 + 3 = 6
5) 6 + 7 = 13
6) 2 + 3 = 5
7) 5 + 5 = 10
8) 4 + 5 = 9
9) 8 + 8 = 16
10) 9 + 9 = 18
11) 5 + 5 = 10
12) 9 + 10 = 19
13) 8 + 9 = 17
14) 6 + 6 = 12
15) 7 + 8 = 15
16) 2 + 2 = 4
17) 3 + 4 = 7
18) 8 + 8 = 16
19) 4 + 4 = 8
20) 7 + 7 = 14

Related to double +1

41) 13 – 6 = 7
42) 9 – 4 = 5
43) 16 – 8 = 8
44) 9 – 4 = 5
45) 8 – 4 = 4
46) 10 – 5 = 5
47) 7 – 3 = 4
48) 15 – 7 = 8
49) 11 – 5 = 6
50) 6 – 3 = 3
51) 10 – 5 = 5
52) 11 – 5 = 6
53) 8 – 4 = 4
54) 17 – 8 = 9
55) 15 – 7 = 8
56) 14 – 7 = 7
57) 8 – 4 = 4
58) 14 – 7 = 7
59) 9 – 4 = 5
60) 8 – 4 = 4

Turn arounds

21) 6 + 5 = 11
22) 10 + 9 = 19
23) 6 + 6 = 12
24) 8 + 7 = 15
25) 5 + 4 = 9
26) 2 + 2 = 4
27) 7 + 7 = 14
28) 8 + 7 = 15
29) 7 + 7 = 14
30) 6 + 6 = 12
31) 7 + 6 = 13
32) 5 + 5 = 10
33) 3 + 3 = 6
34) 8 + 8 = 16
35) 7 + 6 = 13
36) 9 + 8 = 17
37) 4 + 4 = 8
38) 4 + 3 = 7
39) 9 + 9 = 18
40) 3 + 2 = 5

Turn arounds

61) 16 – 8 = 8
62) 17 – 9 = 8
63) 9 – 4 = 5
64) 15 – 7 = 8
65) 15 – 7 = 8
66) 14 – 7 = 7
67) 10 – 5 = 5
68) 8 – 4 = 4
69) 6 – 3 = 3
70) 8 – 4 = 4
71) 12 – 6 = 6
72) 10 – 5 = 5
73) 7 – 3 = 4
74) 13 – 6 = 7
75) 11 – 5 = 6
76) 11 – 5 = 6
77) 14 – 7 = 7
78) 9 – 4 = 5
79) 8 – 4 = 4
80) 9 – 4 = 5

Double +1 missing number

81) 3 + 2 = 5
82) 6 + 5 = 11
83) 7 + 6 = 13
84) 5 + 6 = 11
85) 4 + 5 = 9
86) 5 + 4 = 9
87) 4 + 3 = 7
88) 7 + 8 = 15
89) 8 + 7 = 15
90) 8 + 9 = 17
91) 5 + 6 = 11
92) 5 + 4 = 9
93) 7 + 6 = 13
94) 3 + 4 = 7
95) 4 + 3 = 7
96) 7 + 8 = 15
97) 4 + 5 = 9
98) 6 + 5 = 11
99) 8 + 9 = 17
100) 8 + 7 = 15

This worksheet is part of the Professor Pete's Classroom eBook "Ten Minutes a Day 1: Addition & Subtraction Revision Worksheets". The recommended teaching sequence is shown in the bar at the top of this sheet. Doubles +1 number facts are taught using a THINK OF DOUBLES strategy: once doubles are memorized, any double plus one fact is easily found by counting on one more. Doubles plus one facts are recognized by the pairing of two numbers that are consecutive counting numbers, their sum equalling double the smaller number plus one more.

Licensed for unlimited copying by original purchaser only.

Ten Minutes a Day 1 **ANSWERS** **Addition & Subtraction Revision**

Time: **Score:** **(+, –) Doubles +1: 7 [D]**

PROFESSOR PETE'S CLASSROOM

∓	1	2	3	Rnbw	0&10	Dble	Dble+1	9	8	All

Double +1

1) 7 + 7 = 14
2) 6 + 6 = 12
3) 2 + 3 = 5
4) 3 + 3 = 6
5) 7 + 8 = 15
6) 4 + 4 = 8
7) 2 + 2 = 4
8) 8 + 9 = 17
9) 9 + 10 = 19
10) 8 + 8 = 16
11) 8 + 8 = 16
12) 5 + 5 = 10
13) 3 + 4 = 7
14) 4 + 5 = 9
15) 9 + 9 = 18
16) 5 + 6 = 11
17) 5 + 6 = 11
18) 8 + 9 = 17
19) 6 + 7 = 13
20) 5 + 5 = 10

Related to double +1

41) 14 – 7 = 7
42) 17 – 8 = 9
43) 9 – 4 = 5
44) 16 – 8 = 8
45) 9 – 4 = 5
46) 8 – 4 = 4
47) 14 – 7 = 7
48) 11 – 5 = 6
49) 15 – 7 = 8
50) 15 – 7 = 8
51) 10 – 5 = 5
52) 9 – 4 = 5
53) 8 – 4 = 4
54) 7 – 3 = 4
55) 6 – 3 = 3
56) 10 – 5 = 5
57) 13 – 6 = 7
58) 8 – 4 = 4
59) 8 – 4 = 4
60) 11 – 5 = 6

Turn arounds

21) 4 + 4 = 8
22) 8 + 8 = 16
23) 6 + 6 = 12
24) 9 + 9 = 18
25) 2 + 2 = 4
26) 7 + 7 = 14
27) 5 + 5 = 10
28) 3 + 3 = 6
29) 10 + 9 = 19
30) 9 + 8 = 17
31) 4 + 3 = 7
32) 7 + 6 = 13
33) 8 + 7 = 15
34) 6 + 5 = 11
35) 7 + 7 = 14
36) 5 + 4 = 9
37) 7 + 6 = 13
38) 3 + 2 = 5
39) 6 + 6 = 12
40) 8 + 7 = 15

Turn arounds

61) 8 – 4 = 4
62) 10 – 5 = 5
63) 17 – 9 = 8
64) 9 – 4 = 5
65) 7 – 3 = 4
66) 11 – 5 = 6
67) 14 – 7 = 7
68) 8 – 4 = 4
69) 12 – 6 = 6
70) 16 – 8 = 8
71) 15 – 7 = 8
72) 9 – 4 = 5
73) 15 – 7 = 8
74) 14 – 7 = 7
75) 13 – 6 = 7
76) 11 – 5 = 6
77) 10 – 5 = 5
78) 8 – 4 = 4
79) 9 – 4 = 5
80) 6 – 3 = 3

Double +1 missing number

81) 7 + 8 = 15
82) 6 + 5 = 11
83) 5 + 4 = 9
84) 8 + 9 = 17
85) 4 + 5 = 9
86) 4 + 3 = 7
87) 8 + 7 = 15
88) 7 + 6 = 13
89) 3 + 2 = 5
90) 5 + 6 = 11
91) 7 + 6 = 13
92) 3 + 4 = 7
93) 4 + 5 = 9
94) 8 + 7 = 15
95) 4 + 3 = 7
96) 5 + 4 = 9
97) 5 + 6 = 11
98) 7 + 8 = 15
99) 8 + 9 = 17
100) 6 + 5 = 11

This worksheet is part of the Professor Pete's Classroom eBook "Ten Minutes a Day 1: Addition & Subtraction Revision Worksheets". The recommended teaching sequence is shown in the bar at the top of this sheet. Doubles +1 number facts are taught using a THINK OF DOUBLES strategy: once doubles are memorized, any double plus one fact is easily found by counting on one more. Doubles plus one facts are recognized by the pairing of two numbers that are consecutive counting numbers, their sum equalling double the smaller number plus one more.

Licensed for unlimited copying by original purchaser only.

Ten Minutes a Day 1 **ANSWERS** **Addition & Subtraction Revision**

Time: **Score:** **+9, –9 Near 10: 8 [A]**

PROFESSOR PETE'S CLASSROOM

∓	1	2	3	Rnbw	0&10	Dble	Dble+1	9	8	All

+9 (near 10)

1) 4 + 10 = 14
2) 4 + 9 = 13
3) 6 + 10 = 16
4) 6 + 9 = 15
5) 3 + 10 = 13
6) 3 + 9 = 12
7) 5 + 10 = 15
8) 5 + 9 = 14
9) 8 + 10 = 18
10) 8 + 9 = 17
11) 7 + 10 = 17
12) 7 + 9 = 16
13) 4 + 9 = 13
14) 8 + 9 = 17
15) 9 + 9 = 18
16) 0 + 9 = 9
17) 7 + 9 = 16
18) 2 + 9 = 11
19) 6 + 9 = 15
20) 5 + 9 = 14

–9 (near 10)

41) 16 – 10 = 6
42) 16 – 9 = 7
43) 13 – 10 = 3
44) 13 – 9 = 4
45) 15 – 10 = 5
46) 15 – 9 = 6
47) 17 – 10 = 7
48) 17 – 9 = 8
49) 14 – 10 = 4
50) 14 – 9 = 5
51) 18 – 10 = 8
52) 18 – 9 = 9
53) 15 – 9 = 6
54) 12 – 9 = 3
55) 14 – 9 = 5
56) 17 – 9 = 8
57) 16 – 9 = 7
58) 12 – 9 = 3
59) 13 – 9 = 4
60) 11 – 9 = 2

+9 Turn arounds

21) 10 + 5 = 15
22) 9 + 5 = 14
23) 10 + 4 = 14
24) 9 + 4 = 13
25) 10 + 8 = 18
26) 9 + 8 = 17
27) 10 + 6 = 16
28) 9 + 6 = 15
29) 10 + 7 = 17
30) 9 + 7 = 16
31) 9 + 7 = 16
32) 9 + 2 = 11
33) 9 + 5 = 14
34) 9 + 4 = 13
35) 9 + 6 = 15
36) 9 + 9 = 18
37) 9 + 8 = 17
38) 9 + 1 = 10
39) 9 + 0 = 9
40) 9 + 3 = 12

Difference of 9

61) 12 – 2 = 10
62) 12 – 3 = 9
63) 15 – 5 = 10
64) 15 – 6 = 9
65) 14 – 4 = 10
66) 14 – 5 = 9
67) 13 – 3 = 10
68) 13 – 4 = 9
69) 16 – 6 = 10
70) 16 – 7 = 9
71) 17 – 7 = 10
72) 17 – 8 = 9
73) 16 – 7 = 9
74) 15 – 6 = 9
75) 12 – 3 = 9
76) 15 – 9 = 6
77) 14 – 5 = 9
78) 13 – 4 = 9
79) 17 – 8 = 9
80) 14 – 9 = 5

+9 missing number

81) 9 + 7 = 16
82) 9 + 5 = 14
83) 9 + 4 = 13
84) 9 + 2 = 11
85) 9 + 3 = 12
86) 9 + 8 = 17
87) 9 + 9 = 18
88) 9 + 6 = 15
89) 9 + 10 = 19
90) 9 + 4 = 13
91) 8 + 9 = 17
92) 6 + 9 = 15
93) 4 + 9 = 13
94) 3 + 9 = 12
95) 0 + 9 = 9
96) 5 + 9 = 14
97) 7 + 9 = 16
98) 1 + 9 = 10
99) 10 + 9 = 19
100) 9 + 9 = 18

This worksheet is part of the Professor Pete's Classroom eBook "Ten Minutes a Day 1: Addition & Subtraction Revision Worksheets".
The recommended teaching sequence is shown in the bar at the top of this sheet. Plus 9 number facts are taught using a NEAR TEN strategy: encourage students to think of adding ten, then subtracting one. Take 9 facts are similar, encourage students to think of taking ten, then adding one. The difference of 9 requires students to think of taking the ones from the teen number, then taking one more. Ten frames are excellent for explaining these facts.

Licensed for unlimited copying by original purchaser only.

Ten Minutes a Day 1 **ANSWERS** **Addition & Subtraction Revision**

Time: **Score:** **+9, –9 Near 10: 8 [B]**

PROFESSOR PETE'S CLASSROOM

∓	1	2	3	Rnbw	0&10	Dble	Dble+1	9	8	All

+9 (near 10)

1) 7 + 10 = 17
2) 7 + 9 = 16
3) 6 + 10 = 16
4) 6 + 9 = 15
5) 3 + 10 = 13
6) 3 + 9 = 12
7) 5 + 10 = 15
8) 5 + 9 = 14
9) 8 + 10 = 18
10) 8 + 9 = 17
11) 4 + 10 = 14
12) 4 + 9 = 13
13) 4 + 9 = 13
14) 8 + 9 = 17
15) 9 + 9 = 18
16) 0 + 9 = 9
17) 7 + 9 = 16
18) 2 + 9 = 11
19) 6 + 9 = 15
20) 5 + 9 = 14

–9 (near 10)

41) 18 – 10 = 8
42) 18 – 9 = 9
43) 13 – 10 = 3
44) 13 – 9 = 4
45) 15 – 10 = 5
46) 15 – 9 = 6
47) 17 – 10 = 7
48) 17 – 9 = 8
49) 14 – 10 = 4
50) 14 – 9 = 5
51) 16 – 10 = 6
52) 16 – 9 = 7
53) 15 – 9 = 6
54) 12 – 9 = 3
55) 14 – 9 = 5
56) 17 – 9 = 8
57) 16 – 9 = 7
58) 12 – 9 = 3
59) 13 – 9 = 4
60) 11 – 9 = 2

+9 Turn arounds

21) 10 + 4 = 14
22) 9 + 4 = 13
23) 10 + 5 = 15
24) 9 + 5 = 14
25) 10 + 8 = 18
26) 9 + 8 = 17
27) 10 + 6 = 16
28) 9 + 6 = 15
29) 10 + 7 = 17
30) 9 + 7 = 16
31) 9 + 2 = 11
32) 9 + 6 = 15
33) 9 + 5 = 14
34) 9 + 4 = 13
35) 9 + 6 = 15
36) 9 + 9 = 18
37) 9 + 8 = 17
38) 9 + 1 = 10
39) 9 + 0 = 9
40) 9 + 3 = 12

Difference of 9

61) 17 – 7 = 10
62) 17 – 8 = 9
63) 15 – 5 = 10
64) 15 – 6 = 9
65) 14 – 4 = 10
66) 14 – 5 = 9
67) 13 – 3 = 10
68) 13 – 4 = 9
69) 16 – 6 = 10
70) 16 – 7 = 9
71) 12 – 2 = 10
72) 12 – 3 = 9
73) 16 – 7 = 9
74) 15 – 6 = 9
75) 12 – 3 = 9
76) 15 – 9 = 6
77) 14 – 5 = 9
78) 13 – 4 = 9
79) 17 – 8 = 9
80) 14 – 9 = 5

+9 revision

81) 9 + 5 = 14
82) 9 + 8 = 17
83) 9 + 10 = 19
84) 9 + 9 = 18
85) 9 + 3 = 12
86) 9 + 4 = 13
87) 9 + 6 = 15
88) 9 + 7 = 16
89) 9 + 2 = 11
90) 9 + 4 = 13
91) 10 + 9 = 19
92) 3 + 9 = 12
93) 4 + 9 = 13
94) 5 + 9 = 14
95) 9 + 9 = 18
96) 8 + 9 = 17
97) 7 + 9 = 16
98) 1 + 9 = 10
99) 0 + 9 = 9
100) 6 + 9 = 15

This worksheet is part of the Professor Pete's Classroom eBooks "Ten Minutes a Day 1: Addition & Subtraction Revision Worksheets". The recommended teaching sequence is shown in the bar at the top of this sheet. Plus 9 number facts are taught using a NEAR TEN strategy: encourage students to think of adding ten, then subtracting one. Take 9 facts are similar, encourage students to think of taking ten, then adding one. The difference of 9 requires students to think of taking the ones from the teen number, then taking one more. Ten frames are excellent for explaining these facts.

Licensed for unlimited copying by original purchaser only.

Ten Minutes a Day 1 **ANSWERS** **Addition & Subtraction Revision**

Time: **Score:** **+9, –9 Near 10:** **8 [C]**

PROFESSOR PETE'S CLASSROOM

∓	1	2	3	Rnbw	0&10	Dble	Dble+1	9	8	All

+9

1) 3 + 9 = 12
2) 4 + 9 = 13
3) 6 + 9 = 15
4) 8 + 9 = 17
5) 2 + 9 = 11
6) 10 + 9 = 19
7) 0 + 9 = 9
8) 7 + 9 = 16
9) 0 + 9 = 9
10) 1 + 9 = 10
11) 5 + 9 = 14
12) 1 + 9 = 10
13) 7 + 9 = 16
14) 0 + 9 = 9
15) 9 + 9 = 18
16) 3 + 9 = 12
17) 7 + 9 = 16
18) 3 + 9 = 12
19) 8 + 9 = 17
20) 3 + 9 = 12

+9 Turn arounds

21) 9 + 4 = 13
22) 9 + 2 = 11
23) 9 + 9 = 18
24) 9 + 10 = 19
25) 9 + 6 = 15
26) 9 + 0 = 9
27) 9 + 1 = 10
28) 9 + 4 = 13
29) 9 + 10 = 19
30) 9 + 4 = 13
31) 9 + 1 = 10
32) 9 + 8 = 17
33) 9 + 7 = 16
34) 9 + 3 = 12
35) 9 + 5 = 14
36) 9 + 4 = 13
37) 9 + 4 = 13
38) 9 + 4 = 13
39) 9 + 2 = 11
40) 9 + 2 = 11

Difference of 9, –9

41) 12 – 3 = 9
42) 16 – 9 = 7
43) 16 – 7 = 9
44) 13 – 9 = 4
45) 10 – 9 = 1
46) 11 – 2 = 9
47) 14 – 9 = 5
48) 15 – 6 = 9
49) 14 – 5 = 9
50) 13 – 4 = 9
51) 12 – 9 = 3
52) 13 – 4 = 9
53) 16 – 7 = 9
54) 9 – 9 = 0
55) 10 – 9 = 1
56) 18 – 9 = 9
57) 9 – 9 = 0
58) 16 – 7 = 9
59) 17 – 8 = 9
60) 9 – 9 = 0
61) 17 – 8 = 9
62) 12 – 9 = 3
63) 10 – 1 = 9
64) 15 – 6 = 9
65) 13 – 9 = 4
66) 13 – 4 = 9
67) 16 – 7 = 9
68) 16 – 9 = 7
69) 16 – 9 = 7
70) 17 – 8 = 9
71) 14 – 5 = 9
72) 11 – 9 = 2
73) 15 – 6 = 9
74) 15 – 9 = 6
75) 10 – 1 = 9
76) 14 – 5 = 9
77) 13 – 9 = 4
78) 11 – 9 = 2
79) 18 – 9 = 9
80) 13 – 9 = 4

Missing number revision

81) 2 + 7 = 9
82) 4 + 3 = 7
83) 8 + 2 = 10
84) 3 + 9 = 12
85) 6 + 2 = 8
86) 5 + 2 = 7
87) 7 + 5 = 12
88) 3 + 8 = 11
89) 6 + 6 = 12
90) 8 + 8 = 16
91) 0 + 9 = 9
92) 10 + 7 = 17
93) 6 + 6 = 12
94) 1 + 8 = 9
95) 4 + 3 = 7
96) 5 + 4 = 9
97) 10 + 8 = 18
98) 6 + 6 = 12
99) 1 + 6 = 7
100) 1 + 4 = 5

This worksheet is part of the Professor Pete's Classroom eBook "Ten Minutes a Day 1: Addition & Subtraction Revision Worksheets".
The recommended teaching sequence is shown in the bar at the top of this sheet. Plus 9 number facts are taught using a NEAR TEN strategy: encourage students to think of adding ten, then subtracting one. Minus 9 facts are similar, encourage students to think of taking ten, then adding one. The difference of 9 requires students to think of taking the ones from the teen number, then taking one more. Ten frames are excellent for explaining these facts.

Licensed for unlimited copying by original purchaser only.

Time: **Score:** **+9, –9 Near 10: 8 [D]**

PROFESSOR PETE'S CLASSROOM

∓	1	2	3	Rnbw	0&10	Dble	Dble+1	9	8	All

+9

1) 8 + 9 = 17
2) 3 + 9 = 12
3) 1 + 9 = 10
4) 8 + 9 = 17
5) 7 + 9 = 16
6) 7 + 9 = 16
7) 0 + 9 = 9
8) 3 + 9 = 12
9) 6 + 9 = 15
10) 9 + 9 = 18
11) 7 + 9 = 16
12) 4 + 9 = 13
13) 3 + 9 = 12
14) 2 + 9 = 11
15) 0 + 9 = 9
16) 0 + 9 = 9
17) 1 + 9 = 10
18) 5 + 9 = 14
19) 3 + 9 = 12
20) 10 + 9 = 19

+9 Turn arounds

21) 9 + 5 = 14
22) 9 + 10 = 19
23) 9 + 4 = 13
24) 9 + 2 = 11
25) 9 + 0 = 9
26) 9 + 3 = 12
27) 9 + 9 = 18
28) 9 + 2 = 11
29) 9 + 4 = 13
30) 9 + 4 = 13
31) 9 + 4 = 13
32) 9 + 6 = 15
33) 9 + 7 = 16
34) 9 + 10 = 19
35) 9 + 2 = 11
36) 9 + 1 = 10
37) 9 + 4 = 13
38) 9 + 1 = 10
39) 9 + 8 = 17
40) 9 + 4 = 13

Difference of 9, –9

41) 15 – 6 = 9
42) 16 – 9 = 7
43) 15 – 6 = 9
44) 11 – 9 = 2
45) 15 – 9 = 6
46) 13 – 9 = 4
47) 12 – 3 = 9
48) 9 – 9 = 0
49) 15 – 6 = 9
50) 13 – 4 = 9
51) 10 – 9 = 1
52) 11 – 9 = 2
53) 18 – 9 = 9
54) 16 – 9 = 7
55) 16 – 7 = 9
56) 10 – 1 = 9
57) 16 – 7 = 9
58) 13 – 9 = 4
59) 14 – 5 = 9
60) 18 – 9 = 9
61) 16 – 7 = 9
62) 13 – 4 = 9
63) 16 – 9 = 7
64) 13 – 4 = 9
65) 9 – 9 = 0
66) 14 – 5 = 9
67) 9 – 9 = 0
68) 12 – 9 = 3
69) 17 – 8 = 9
70) 14 – 5 = 9
71) 10 – 1 = 9
72) 17 – 8 = 9
73) 17 – 8 = 9
74) 14 – 9 = 5
75) 13 – 9 = 4
76) 11 – 2 = 9
77) 13 – 9 = 4
78) 10 – 9 = 1
79) 12 – 9 = 3
80) 16 – 7 = 9

Missing number revision

81) 6 + 8 = 14
82) 7 + 3 = 10
83) 5 + 5 = 10
84) 5 + 3 = 8
85) 6 + 2 = 8
86) 4 + 4 = 8
87) 3 + 4 = 7
88) 8 + 9 = 17
89) 7 + 5 = 12
90) 4 + 6 = 10
91) 5 + 6 = 11
92) 3 + 7 = 10
93) 10 + 4 = 14
94) 1 + 4 = 5
95) 9 + 2 = 11
96) 8 + 6 = 14
97) 3 + 6 = 9
98) 0 + 5 = 5
99) 2 + 6 = 8
100) 4 + 3 = 7

This worksheet is part of the Professor Pete's Classroom eBook "Ten Minutes a Day 1: Addition & Subtraction Revision Worksheets".
The recommended teaching sequence is shown in the bar at the top of this sheet. Plus 9 number facts are taught using a NEAR TEN strategy: encourage students to think of adding ten, then subtracting one. Minus 9 facts are similar, encourage students to think of taking ten, then adding one. The difference of 9 requires students to think of taking the ones from the teen number, then taking one more. Ten frames are excellent for explaining these facts.

Licensed for unlimited copying by original purchaser only.

Ten Minutes a Day 1 **ANSWERS** **Addition & Subtraction Revision**

Time: **Score:** **+8, –8 Near 10: 9 [A]**

PROFESSOR PETE'S CLASSROOM

∓	1	2	3	Rnbw	0&10	Dble	Dble+1	9	8	All

+8 (near 10)

1) 4 + 10 = 14
2) 4 + 8 = 12
3) 9 + 10 = 19
4) 9 + 8 = 17
5) 5 + 10 = 15
6) 5 + 8 = 13
7) 6 + 10 = 16
8) 6 + 8 = 14
9) 7 + 10 = 17
10) 7 + 8 = 15
11) 8 + 10 = 18
12) 8 + 8 = 16
13) 3 + 10 = 13
14) 3 + 8 = 11
15) 5 + 8 = 13
16) 4 + 8 = 12
17) 3 + 8 = 11
18) 2 + 8 = 10
19) 7 + 8 = 15
20) 6 + 8 = 14

Difference of 8

41) 12 – 2 = 10
42) 12 – 4 = 8
43) 17 – 7 = 10
44) 17 – 9 = 8
45) 14 – 4 = 10
46) 14 – 6 = 8
47) 13 – 3 = 10
48) 13 – 5 = 8
49) 16 – 6 = 10
50) 16 – 8 = 8
51) 15 – 5 = 10
52) 15 – 7 = 8
53) 11 – 3 = 8
54) 14 – 6 = 8
55) 10 – 8 = 2
56) 8 – 0 = 8
57) 13 – 5 = 8
58) 14 – 6 = 8
59) 12 – 8 = 4
60) 13 – 5 = 8

Turn arounds

21) 10 + 3 = 13
22) 8 + 3 = 11
23) 10 + 8 = 18
24) 8 + 8 = 16
25) 10 + 6 = 16
26) 8 + 6 = 14
27) 10 + 7 = 17
28) 8 + 7 = 15
29) 10 + 5 = 15
30) 8 + 5 = 13
31) 10 + 4 = 14
32) 8 + 4 = 12
33) 10 + 1 = 11
34) 8 + 3 = 11
35) 8 + 4 = 12
36) 8 + 2 = 10
37) 8 + 6 = 14
38) 8 + 7 = 15
39) 8 + 0 = 8
40) 8 + 5 = 13

Difference of 8, –8

61) 10 – 8 = 2
62) 11 – 8 = 3
63) 14 – 6 = 8
64) 10 – 8 = 2
65) 12 – 4 = 8
66) 13 – 5 = 8
67) 8 – 8 = 0
68) 13 – 5 = 8
69) 12 – 4 = 8
70) 15 – 7 = 8
71) 16 – 8 = 8
72) 13 – 8 = 5
73) 17 – 9 = 8
74) 16 – 8 = 8
75) 18 – 8 = 10
76) 12 – 8 = 4
77) 10 – 8 = 2
78) 14 – 8 = 6
79) 15 – 7 = 8
80) 11 – 8 = 3

+8 missing number

81) 8 + 9 = 17
82) 8 + 3 = 11
83) 8 + 10 = 18
84) 8 + 5 = 13
85) 8 + 8 = 16
86) 8 + 4 = 12
87) 8 + 8 = 16
88) 8 + 2 = 10
89) 8 + 6 = 14
90) 8 + 7 = 15
91) 4 + 8 = 12
92) 6 + 8 = 14
93) 7 + 8 = 15
94) 10 + 8 = 18
95) 5 + 8 = 13
96) 1 + 8 = 9
97) 9 + 8 = 17
98) 3 + 8 = 11
99) 2 + 8 = 10
100) 8 + 8 = 16

This worksheet is part of the Professor Pete's Classroom eBook "Ten Minutes a Day 1: Addition & Subtraction Revision Worksheets".
The recommended teaching sequence is shown in the bar at the top of this sheet. Plus 8 number facts are taught using a NEAR TEN strategy: encourage students to think of adding ten, then subtracting two. Minus 8 facts are similar, encourage students to think of taking ten, then adding two. The difference of 8 requires students to think of taking the ones from the teen number, then taking two more. Ten frames are excellent for explaining these facts.

Licensed for unlimited copying by original purchaser only.

Time: **Score:** **+8, –8 Near 10: 9 [B]**

PROFESSOR PETE'S CLASSROOM

∓	1	2	3	Rnbw	0&10	Dble	Dble+1	9	8	All

+8 (near 10)

1) 8 + 10 = 18
2) 8 + 8 = 16
3) 9 + 10 = 19
4) 9 + 8 = 17
5) 5 + 10 = 15
6) 5 + 8 = 13
7) 6 + 10 = 16
8) 6 + 8 = 14
9) 7 + 10 = 17
10) 7 + 8 = 15
11) 4 + 10 = 14
12) 4 + 8 = 12
13) 3 + 10 = 13
14) 3 + 8 = 11
15) 5 + 8 = 13
16) 4 + 8 = 12
17) 3 + 8 = 11
18) 2 + 8 = 10
19) 7 + 8 = 15
20) 6 + 8 = 14

Difference of 8

41) 15 – 5 = 10
42) 15 – 7 = 8
43) 17 – 7 = 10
44) 17 – 9 = 8
45) 14 – 4 = 10
46) 14 – 6 = 8
47) 13 – 3 = 10
48) 13 – 5 = 8
49) 16 – 6 = 10
50) 16 – 8 = 8
51) 12 – 2 = 10
52) 12 – 4 = 8
53) 11 – 3 = 8
54) 14 – 6 = 8
55) 10 – 8 = 2
56) 8 – 0 = 8
57) 13 – 5 = 8
58) 14 – 6 = 8
59) 12 – 8 = 4
60) 13 – 5 = 8

Turn arounds

21) 10 + 4 = 14
22) 8 + 4 = 12
23) 10 + 8 = 18
24) 8 + 8 = 16
25) 10 + 6 = 16
26) 8 + 6 = 14
27) 10 + 7 = 17
28) 8 + 7 = 15
29) 10 + 5 = 15
30) 8 + 5 = 13
31) 10 + 3 = 13
32) 8 + 3 = 11
33) 10 + 1 = 11
34) 8 + 7 = 15
35) 8 + 4 = 12
36) 8 + 6 = 14
37) 8 + 9 = 17
38) 8 + 8 = 16
39) 8 + 0 = 8
40) 8 + 9 = 17

Difference of 8, –8

61) 16 – 8 = 8
62) 11 – 8 = 3
63) 18 – 8 = 10
64) 11 – 8 = 3
65) 8 – 8 = 0
66) 12 – 4 = 8
67) 14 – 8 = 6
68) 17 – 9 = 8
69) 16 – 8 = 8
70) 15 – 7 = 8
71) 13 – 8 = 5
72) 12 – 4 = 8
73) 10 – 8 = 2
74) 12 – 8 = 4
75) 10 – 8 = 2
76) 13 – 5 = 8
77) 13 – 5 = 8
78) 10 – 8 = 2
79) 15 – 7 = 8
80) 14 – 6 = 8

+8 missing number

81) 8 + 4 = 12
82) 8 + 8 = 16
83) 8 + 10 = 18
84) 8 + 7 = 15
85) 8 + 2 = 10
86) 8 + 9 = 17
87) 8 + 5 = 13
88) 8 + 3 = 11
89) 8 + 6 = 14
90) 8 + 8 = 16
91) 10 + 8 = 18
92) 2 + 8 = 10
93) 3 + 8 = 11
94) 8 + 8 = 16
95) 6 + 8 = 14
96) 7 + 8 = 15
97) 9 + 8 = 17
98) 4 + 8 = 12
99) 5 + 8 = 13
100) 1 + 8 = 9

This worksheet is part of the Professor Pete's Classroom eBook "Ten Minutes a Day 1: Addition & Subtraction Revision Worksheets".
The recommended teaching sequence is shown in the bar at the top of this sheet. Plus 8 number facts are taught using a NEAR TEN strategy: encourage students to think of adding ten, then subtracting two. Minus 8 facts are similar, encourage students to think of taking ten, then adding two. The difference of 8 requires students to think of taking the ones from the teen number, then taking two more. Ten frames are excellent for explaining these facts.

Licensed for unlimited copying by original purchaser only.

Ten Minutes a Day 1 **ANSWERS** **Addition & Subtraction Revision**

Time: **Score:** **+8, –8 Near 10: 9 [C]**

PROFESSOR PETE'S CLASSROOM

∓	1	2	3	Rnbw	0&10	Dble	Dble+1	9	8	All

+8 (near 10)

1) 8 + 8 = 16
2) 10 + 8 = 18
3) 9 + 8 = 17
4) 0 + 8 = 8
5) 2 + 8 = 10
6) 7 + 8 = 15
7) 2 + 8 = 10
8) 7 + 8 = 15
9) 8 + 8 = 16
10) 1 + 8 = 9
11) 6 + 8 = 14
12) 5 + 8 = 13
13) 3 + 8 = 11
14) 4 + 8 = 12
15) 1 + 8 = 9
16) 0 + 8 = 8
17) 2 + 8 = 10
18) 7 + 8 = 15
19) 4 + 8 = 12
20) 3 + 8 = 11

Turn arounds

21) 8 + 3 = 11
22) 8 + 7 = 15
23) 8 + 8 = 16
24) 8 + 1 = 9
25) 8 + 2 = 10
26) 8 + 6 = 14
27) 8 + 3 = 11
28) 8 + 6 = 14
29) 8 + 3 = 11
30) 8 + 7 = 15
31) 8 + 5 = 13
32) 8 + 6 = 14
33) 8 + 4 = 12
34) 8 + 9 = 17
35) 8 + 5 = 13
36) 8 + 6 = 14
37) 8 + 9 = 17
38) 8 + 5 = 13
39) 8 + 3 = 11
40) 8 + 5 = 13

Difference of 8, –8

41) 14 – 8 = 6
42) 18 – 10 = 8
43) 11 – 8 = 3
44) 12 – 4 = 8
45) 9 – 1 = 8
46) 10 – 8 = 2
47) 16 – 8 = 8
48) 17 – 9 = 8
49) 9 – 8 = 1
50) 10 – 2 = 8
51) 8 – 8 = 0
52) 11 – 3 = 8
53) 15 – 7 = 8
54) 8 – 0 = 8
55) 10 – 2 = 8
56) 11 – 8 = 3
57) 13 – 5 = 8
58) 15 – 8 = 7
59) 8 – 8 = 0
60) 12 – 4 = 8
61) 8 – 8 = 0
62) 15 – 7 = 8
63) 16 – 8 = 8
64) 13 – 5 = 8
65) 17 – 9 = 8
66) 15 – 8 = 7
67) 16 – 8 = 8
68) 12 – 4 = 8
69) 13 – 5 = 8
70) 10 – 8 = 2
71) 10 – 2 = 8
72) 14 – 8 = 6
73) 13 – 5 = 8
74) 14 – 8 = 6
75) 12 – 4 = 8
76) 12 – 8 = 4
77) 11 – 3 = 8
78) 13 – 5 = 8
79) 17 – 8 = 9
80) 9 – 8 = 1

Missing number revision

81) 6 + 9 = 15
82) 4 + 5 = 9
83) 5 + 8 = 13
84) 3 + 8 = 11
85) 9 + 6 = 15
86) 5 + 3 = 8
87) 7 + 3 = 10
88) 4 + 7 = 11
89) 7 + 7 = 14
90) 5 + 4 = 9
91) 5 + 5 = 10
92) 8 + 7 = 15
93) 3 + 7 = 10
94) 9 + 5 = 14
95) 5 + 8 = 13
96) 10 + 7 = 17
97) 7 + 7 = 14
98) 8 + 5 = 13
99) 3 + 6 = 9
100) 6 + 7 = 13

This worksheet is part of the Professor Pete's Classroom eBook "Ten Minutes a Day 1: Addition & Subtraction Revision Worksheets".
The recommended teaching sequence is shown in the bar at the top of this sheet. Plus 8 number facts are taught using a NEAR TEN strategy: encourage students to think of adding ten, then subtracting two. Minus 8 facts are similar, encourage students to think of taking ten, then adding two. The difference of 8 requires students to think of taking the ones from the teen number, then taking two more. Ten frames are excellent for explaining these facts.

Licensed for unlimited copying by original purchaser only.

Ten Minutes a Day 1 **ANSWERS** **Addition & Subtraction Revision**

Time: **Score:** **+8, –8 Near 10: 9 [D]**

PROFESSOR PETE'S CLASSROOM

∓	1	2	3	Rnbw	0&10	Dble	Dble+1	9	8	All

+8 (near 10)

1) 2 + 8 = 10
2) 0 + 8 = 8
3) 8 + 8 = 16
4) 6 + 8 = 14
5) 5 + 8 = 13
6) 7 + 8 = 15
7) 1 + 8 = 9
8) 9 + 8 = 17
9) 3 + 8 = 11
10) 7 + 8 = 15
11) 8 + 8 = 16
12) 10 + 8 = 18
13) 4 + 8 = 12
14) 3 + 8 = 11
15) 2 + 8 = 10
16) 2 + 8 = 10
17) 7 + 8 = 15
18) 1 + 8 = 9
19) 0 + 8 = 8
20) 4 + 8 = 12

Turn arounds

21) 8 + 7 = 15
22) 8 + 5 = 13
23) 8 + 6 = 14
24) 8 + 9 = 17
25) 8 + 3 = 11
26) 8 + 1 = 9
27) 8 + 3 = 11
28) 8 + 2 = 10
29) 8 + 5 = 13
30) 8 + 6 = 14
31) 8 + 6 = 14
32) 8 + 3 = 11
33) 8 + 7 = 15
34) 8 + 5 = 13
35) 8 + 4 = 12
36) 8 + 8 = 16
37) 8 + 3 = 11
38) 8 + 6 = 14
39) 8 + 5 = 13
40) 8 + 9 = 17

Difference of 8, –8

41) 12 – 4 = 8
42) 16 – 8 = 8
43) 10 – 8 = 2
44) 16 – 8 = 8
45) 9 – 8 = 1
46) 10 – 2 = 8
47) 15 – 7 = 8
48) 15 – 8 = 7
49) 14 – 8 = 6
50) 8 – 0 = 8
51) 12 – 4 = 8
52) 14 – 8 = 6
53) 10 – 8 = 2
54) 11 – 3 = 8
55) 13 – 5 = 8
56) 8 – 8 = 0
57) 11 – 8 = 3
58) 12 – 8 = 4
59) 12 – 4 = 8
60) 16 – 8 = 8
61) 9 – 8 = 1
62) 10 – 2 = 8
63) 17 – 9 = 8
64) 11 – 8 = 3
65) 10 – 2 = 8
66) 17 – 8 = 9
67) 12 – 4 = 8
68) 17 – 8 = 9
69) 9 – 1 = 8
70) 13 – 5 = 8
71) 15 – 7 = 8
72) 13 – 8 = 5
73) 13 – 5 = 8
74) 17 – 8 = 9
75) 11 – 8 = 3
76) 15 – 8 = 7
77) 13 – 5 = 8
78) 8 – 8 = 0
79) 14 – 8 = 6
80) 8 – 8 = 0

Missing number revision

81) 9 + 7 = 16
82) 6 + 2 = 8
83) 6 + 9 = 15
84) 6 + 6 = 12
85) 6 + 5 = 11
86) 5 + 9 = 14
87) 9 + 3 = 12
88) 9 + 5 = 14
89) 7 + 9 = 16
90) 7 + 6 = 13
91) 9 + 6 = 15
92) 3 + 5 = 8
93) 5 + 8 = 13
94) 8 + 7 = 15
95) 5 + 9 = 14
96) 8 + 9 = 17
97) 7 + 8 = 15
98) 9 + 7 = 16
99) 8 + 4 = 12
100) 4 + 4 = 8

This worksheet is part of the Professor Pete's Classroom eBook "Ten Minutes a Day 1: Addition & Subtraction Revision Worksheets".
The recommended teaching sequence is shown in the bar at the top of this sheet. Plus 8 number facts are taught using a NEAR TEN strategy: encourage students to think of adding ten, then subtracting two. Minus 8 facts are similar, encourage students to think of taking ten, then adding two. The difference of 8 requires students to think of taking the ones from the teen number, then taking two more. Ten frames are excellent for explaining these facts.

Licensed for unlimited copying by original purchaser only.

Ten Minutes a Day 1 **ANSWERS** **Addition & Subtraction Revision**

Time: **Score:** **+, – Remaining Facts: 10 [A]**

PROFESSOR PETE'S CLASSROOM

∓	1	2	3	Rnbw	0&10	Dble	Dble+1	9	8	All

Remaining addition facts (4+7) (5+7)

1) 5 + 7 = 12
2) 7 + 5 = 12
3) 5 + 7 = 12
4) 7 + 4 = 11
5) 4 + 7 = 11
6) 7 + 4 = 11
7) 5 + 7 = 12
8) 4 + 7 = 11
9) 7 + 5 = 12
10) 7 + 4 = 11

Related remaining subtraction facts

11) 11 – 5 = 6
12) 11 – 4 = 7
13) 12 – 5 = 7
14) 11 – 7 = 4
15) 11 – 7 = 4
16) 12 – 7 = 5
17) 12 – 7 = 5
18) 12 – 4 = 8
19) 11 – 7 = 4
20) 11 – 7 = 4

Missing number

21) 3 + 8 = 11
22) 4 + 2 = 6
23) 7 + 4 = 11
24) 8 + 7 = 15
25) 8 + 6 = 14
26) 6 + 7 = 13
27) 9 + 4 = 13
28) 9 + 8 = 17
29) 4 + 5 = 9
30) 5 + 10 = 15
31) 7 + 5 = 12
32) 4 + 8 = 12
33) 4 + 6 = 10
34) 9 + 2 = 11
35) 7 + 2 = 9
36) 3 + 5 = 8
37) 7 + 8 = 15
38) 9 + 9 = 18
39) 7 + 9 = 16
40) 9 + 7 = 16
41) 4 + 3 = 7
42) 5 + 6 = 11
43) 8 + 2 = 10
44) 3 + 9 = 12
45) 7 + 7 = 14
46) 7 + 3 = 10
47) 6 + 6 = 12
48) 8 + 8 = 16
49) 5 + 4 = 9
50) 3 + 4 = 7

Addition revision

51) 5 + 4 = 9
52) 9 + 4 = 13
53) 9 + 7 = 16
54) 3 + 5 = 8
55) 4 + 9 = 13
56) 3 + 6 = 9
57) 8 + 4 = 12
58) 8 + 5 = 13
59) 3 + 4 = 7
60) 5 + 6 = 11
61) 6 + 5 = 11
62) 7 + 5 = 12
63) 4 + 8 = 12
64) 5 + 5 = 10
65) 3 + 8 = 11
66) 7 + 6 = 13
67) 4 + 4 = 8
68) 9 + 5 = 14
69) 2 + 8 = 10
70) 8 + 9 = 17
71) 6 + 6 = 12
72) 6 + 4 = 10
73) 9 + 6 = 15
74) 2 + 7 = 9
75) 6 + 7 = 13
76) 5 + 9 = 14
77) 3 + 9 = 12
78) 2 + 5 = 7
79) 9 + 9 = 18
80) 6 + 9 = 15

Subtraction revision

81) 6 – 4 = 2
82) 11 – 5 = 6
83) 17 – 8 = 9
84) 16 – 7 = 9
85) 7 – 2 = 5
86) 15 – 9 = 6
87) 9 – 3 = 6
88) 10 – 3 = 7
89) 6 – 2 = 4
90) 12 – 5 = 7
91) 13 – 7 = 6
92) 15 – 6 = 9
93) 13 – 5 = 8
94) 18 – 9 = 9
95) 4 – 2 = 2
96) 11 – 8 = 3
97) 14 – 7 = 7
98) 11 – 4 = 7
99) 12 – 6 = 6
100) 8 – 5 = 3

This worksheet is part of the Professor Pete's Classroom eBook "Ten Minutes a Day 1: Addition & Subtraction Revision Worksheets".Once the previous recommended strategies have been learned, there are just two pairs of addition facts which remain: 7+4 and 7+5, and their turnaround facts. These facts can be learned as special cases, and students can be encouraged to think of related facts that help to memorize them.
For example, 7+4 is just one more than the rainbow fact 7+3. A pair of ten frames can be used to illustrate 7+5, which will show that this sum is the same as double five plus two, or 12. The remainder of this worksheet includes revision of all strategies from previous worksheet sets.

Licensed for unlimited copying by original purchaser only.

Ten Minutes a Day 1 **ANSWERS** **Addition & Subtraction Revision**

Time: **Score:** **+, – Remaining Facts: 10 [B]**

PROFESSOR PETE'S CLASSROOM

∓	1	2	3	Rnbw	0&10	Dble	Dble+1	9	8	All

Remaining addition facts (4+7) (5+7)

1) 7 + 5 = 12
2) 5 + 7 = 12
3) 4 + 7 = 11
4) 5 + 7 = 12
5) 7 + 4 = 11
6) 7 + 5 = 12
7) 4 + 7 = 11
8) 5 + 7 = 12
9) 7 + 4 = 11
10) 7 + 4 = 11

Related remaining subtraction facts

11) 12 – 5 = 7
12) 11 – 5 = 6
13) 12 – 4 = 8
14) 11 – 7 = 4
15) 12 – 7 = 5
16) 11 – 7 = 4
17) 11 – 4 = 7
18) 11 – 7 = 4
19) 12 – 7 = 5
20) 11 – 7 = 4

Missing number

21) 4 + 5 = 9
22) 6 + 4 = 10
23) 3 + 8 = 11
24) 3 + 4 = 7
25) 7 + 5 = 12
26) 7 + 9 = 16
27) 9 + 3 = 12
28) 4 + 10 = 14
29) 8 + 3 = 11
30) 6 + 10 = 16
31) 4 + 6 = 10
32) 5 + 5 = 10
33) 6 + 7 = 13
34) 5 + 3 = 8
35) 5 + 2 = 7
36) 7 + 3 = 10
37) 8 + 4 = 12
38) 8 + 9 = 17
39) 8 + 7 = 15
40) 4 + 9 = 13
41) 6 + 5 = 11
42) 6 + 3 = 9
43) 6 + 6 = 12
44) 5 + 4 = 9
45) 6 + 8 = 14
46) 8 + 8 = 16
47) 7 + 2 = 9
48) 9 + 6 = 15
49) 8 + 6 = 14
50) 7 + 8 = 15

Addition revision

51) 5 + 5 = 10
52) 3 + 9 = 12
53) 2 + 5 = 7
54) 8 + 5 = 13
55) 2 + 8 = 10
56) 9 + 5 = 14
57) 3 + 6 = 9
58) 3 + 4 = 7
59) 9 + 4 = 13
60) 9 + 9 = 18
61) 7 + 5 = 12
62) 4 + 9 = 13
63) 8 + 4 = 12
64) 5 + 9 = 14
65) 6 + 5 = 11
66) 6 + 6 = 12
67) 9 + 7 = 16
68) 8 + 9 = 17
69) 9 + 6 = 15
70) 5 + 4 = 9
71) 6 + 7 = 13
72) 2 + 7 = 9
73) 5 + 6 = 11
74) 4 + 8 = 12
75) 3 + 5 = 8
76) 6 + 4 = 10
77) 6 + 9 = 15
78) 3 + 8 = 11
79) 7 + 6 = 13
80) 4 + 4 = 8

Subtraction revision

81) 18 – 9 = 9
82) 9 – 7 = 2
83) 13 – 6 = 7
84) 10 – 8 = 2
85) 11 – 9 = 2
86) 8 – 0 = 8
87) 13 – 5 = 8
88) 14 – 6 = 8
89) 12 – 5 = 7
90) 15 – 7 = 8
91) 15 – 8 = 7
92) 17 – 8 = 9
93) 6 – 3 = 3
94) 16 – 8 = 8
95) 11 – 8 = 3
96) 16 – 7 = 9
97) 14 – 5 = 9
98) 5 – 3 = 2
99) 11 – 7 = 4
100) 7 – 1 = 6

This worksheet is part of the Professor Pete's Classroom eBook "Ten Minutes a Day 1: Addition & Subtraction Revision Worksheets". Once the previous recommended strategies have been learned, there are just two pairs of addition facts which remain: 7+4 and 7+5, and their turnaround facts. These facts can be learned as special cases, and students can be encouraged to think of related facts that help to memorize them.
For example, 7+4 is just one more than the rainbow fact 7+3. A pair of ten frames can be used to illustrate 7+5, which will show that this sum is the same as double five plus two, or 12. The remainder of this worksheet includes revision of all strategies from previous worksheet sets.

Licensed for unlimited copying by original purchaser only.

Time: **Score:** **+, – Remaining Facts: 10 [C]**

PROFESSOR PETE'S CLASSROOM

∓	1	2	3	Rnbw	0&10	Dble	Dble+1	9	8	All

Remaining addition facts (4+7) (5+7)

1) 5 + 7 = 12
2) 7 + 4 = 11
3) 7 + 4 = 11
4) 4 + 7 = 11
5) 7 + 4 = 11
6) 5 + 7 = 12
7) 7 + 5 = 12
8) 5 + 7 = 12
9) 4 + 7 = 11
10) 7 + 5 = 12

Related remaining subtraction facts

11) 12 – 7 = 5
12) 11 – 7 = 4
13) 12 – 7 = 5
14) 11 – 7 = 4
15) 12 – 4 = 8
16) 12 – 5 = 7
17) 11 – 7 = 4
18) 11 – 5 = 6
19) 11 – 4 = 7
20) 11 – 7 = 4

Missing number

21) 6 + 6 = 12
22) 5 + 5 = 10
23) 8 + 4 = 12
24) 6 + 8 = 14
25) 8 + 7 = 15
26) 3 + 8 = 11
27) 7 + 8 = 15
28) 4 + 6 = 10
29) 7 + 3 = 10
30) 9 + 3 = 12
31) 6 + 7 = 13
32) 6 + 4 = 10
33) 9 + 6 = 15
34) 4 + 5 = 9
35) 4 + 9 = 13
36) 4 + 10 = 14
37) 6 + 5 = 11
38) 5 + 3 = 8
39) 5 + 2 = 7
40) 7 + 5 = 12
41) 8 + 3 = 11
42) 7 + 9 = 16
43) 7 + 2 = 9
44) 8 + 9 = 17
45) 8 + 6 = 14
46) 6 + 10 = 16
47) 8 + 8 = 16
48) 3 + 4 = 7
49) 5 + 4 = 9
50) 6 + 3 = 9

Addition revision

51) 3 + 9 = 12
52) 7 + 6 = 13
53) 5 + 6 = 11
54) 3 + 8 = 11
55) 5 + 9 = 14
56) 9 + 7 = 16
57) 2 + 8 = 10
58) 4 + 4 = 8
59) 8 + 9 = 17
60) 6 + 5 = 11
61) 7 + 5 = 12
62) 8 + 5 = 13
63) 9 + 4 = 13
64) 6 + 7 = 13
65) 5 + 4 = 9
66) 4 + 8 = 12
67) 6 + 6 = 12
68) 6 + 4 = 10
69) 3 + 6 = 9
70) 5 + 5 = 10
71) 3 + 4 = 7
72) 9 + 5 = 14
73) 2 + 5 = 7
74) 3 + 5 = 8
75) 4 + 9 = 13
76) 9 + 6 = 15
77) 2 + 7 = 9
78) 6 + 9 = 15
79) 8 + 4 = 12
80) 9 + 9 = 18

Subtraction revision

81) 6 – 4 = 2
82) 13 – 8 = 5
83) 15 – 10 = 5
84) 10 – 2 = 8
85) 16 – 7 = 9
86) 10 – 0 = 10
87) 12 – 5 = 7
88) 11 – 6 = 5
89) 8 – 5 = 3
90) 16 – 9 = 7
91) 11 – 5 = 6
92) 17 – 8 = 9
93) 14 – 9 = 5
94) 13 – 9 = 4
95) 16 – 8 = 8
96) 10 – 3 = 7
97) 5 – 2 = 3
98) 12 – 7 = 5
99) 4 – 2 = 2
100) 12 – 6 = 6

This worksheet is part of the Professor Pete's Classroom eBook "Ten Minutes a Day 1: Addition & Subtraction Revision Worksheets". Once the previous recommended strategies have been learned, there are just two pairs of addition facts which remain: 7+4 and 7+5, and their turnaround facts. These facts can be learned as special cases, and students can be encouraged to think of related facts that help to memorize them.
For example, 7+4 is just one more than the rainbow fact 7+3. A pair of ten frames can be used to illustrate 7+5, which will show that this sum is the same as double five plus two, or 12. The remainder of this worksheet includes revision of all strategies from previous worksheet sets.

Licensed for unlimited copying by original purchaser only.

Time: **Score:** **+, – Remaining Facts: 10 [D]**

PROFESSOR PETE'S CLASSROOM

∓	1	2	3	Rnbw	0&10	Dble	Dble+1	9	8	All

Remaining addition facts (4+7) (5+7)

1) 7 + 4 = 11
2) 7 + 5 = 12
3) 7 + 5 = 12
4) 5 + 7 = 12
5) 4 + 7 = 11
6) 7 + 4 = 11
7) 4 + 7 = 11
8) 5 + 7 = 12
9) 5 + 7 = 12
10) 7 + 4 = 11

Related remaining subtraction facts

11) 11 – 7 = 4
12) 12 – 7 = 5
13) 12 – 5 = 7
14) 11 – 5 = 6
15) 11 – 7 = 4
16) 12 – 7 = 5
17) 11 – 4 = 7
18) 11 – 7 = 4
19) 11 – 7 = 4
20) 12 – 4 = 8

Missing number

21) 6 + 4 = 10
22) 3 + 8 = 11
23) 7 + 3 = 10
24) 6 + 5 = 11
25) 8 + 8 = 16
26) 8 + 9 = 17
27) 8 + 7 = 15
28) 3 + 4 = 7
29) 7 + 5 = 12
30) 8 + 3 = 11
31) 8 + 4 = 12
32) 5 + 4 = 9
33) 6 + 8 = 14
34) 7 + 9 = 16
35) 6 + 3 = 9
36) 5 + 5 = 10
37) 9 + 6 = 15
38) 9 + 3 = 12
39) 7 + 8 = 15
40) 8 + 6 = 14
41) 5 + 2 = 7
42) 4 + 5 = 9
43) 0 + 9 = 9
44) 6 + 6 = 12
45) 6 + 7 = 13
46) 4 + 10 = 14
47) 5 + 3 = 8
48) 4 + 6 = 10
49) 7 + 2 = 9
50) 6 + 10 = 16

Addition revision

51) 9 + 7 = 16
52) 5 + 9 = 14
53) 4 + 4 = 8
54) 9 + 9 = 18
55) 6 + 6 = 12
56) 6 + 7 = 13
57) 3 + 5 = 8
58) 9 + 5 = 14
59) 4 + 9 = 13
60) 5 + 5 = 10
61) 6 + 9 = 15
62) 8 + 5 = 13
63) 9 + 4 = 13
64) 4 + 8 = 12
65) 5 + 4 = 9
66) 2 + 5 = 7
67) 7 + 5 = 12
68) 6 + 4 = 10
69) 7 + 6 = 13
70) 2 + 7 = 9
71) 9 + 6 = 15
72) 8 + 9 = 17
73) 3 + 4 = 7
74) 3 + 9 = 12
75) 3 + 6 = 9
76) 8 + 4 = 12
77) 6 + 5 = 11
78) 2 + 8 = 10
79) 5 + 6 = 11
80) 3 + 8 = 11

Subtraction revision

81) 11 – 7 = 4
82) 18 – 9 = 9
83) 15 – 7 = 8
84) 9 – 0 = 9
85) 11 – 5 = 6
86) 7 – 4 = 3
87) 6 – 1 = 5
88) 16 – 7 = 9
89) 8 – 5 = 3
90) 15 – 6 = 9
91) 11 – 10 = 1
92) 12 – 8 = 4
93) 17 – 9 = 8
94) 13 – 6 = 7
95) 4 – 2 = 2
96) 8 – 6 = 2
97) 11 – 8 = 3
98) 13 – 7 = 6
99) 16 – 8 = 8
100) 14 – 8 = 6

This worksheet is part of the Professor Pete's Classroom eBook "Ten Minutes a Day 1: Addition & Subtraction Revision Worksheets". Once the previous recommended strategies have been learned, there are just two pairs of addition facts which remain: 7+4 and 7+5, and their turnaround facts. These facts can be learned as special cases, and students can be encouraged to think of related facts that help to memorize them.
For example, 7+4 is just one more than the rainbow fact 7+3. A pair of ten frames can be used to illustrate 7+5, which will show that this sum is the same as double five plus two, or 12. The remainder of this worksheet includes revision of all strategies from previous worksheet sets.

Licensed for unlimited copying by original purchaser only.

Time: **Score:** **Check Up A**

PROFESSOR PETE'S CLASSROOM

∓	1 2	3	Rnbw	0&10	Dble	Dble+1	9	8	All

Count on 1, 2

1) 5 + 2 = 7
2) 6 + 1 = 7
3) 9 + 2 = 11
4) 8 + 1 = 9
5) 6 + 2 = 8
6) 3 + 1 = 4
7) 0 + 2 = 2
8) 10 + 1 = 11
9) 1 + 1 = 2
10) 7 + 2 = 9
11) 2 + 2 = 4
12) 4 + 1 = 5
13) 0 + 1 = 1
14) 8 + 2 = 10
15) 1 + 2 = 3
16) 4 + 2 = 6
17) 2 + 1 = 3
18) 9 + 1 = 10
19) 7 + 1 = 8
20) 10 + 2 = 12

Turn arounds

51) 2 + 5 = 7
52) 1 + 10 = 11
53) 2 + 10 = 12
54) 1 + 4 = 5
55) 1 + 7 = 8
56) 2 + 4 = 6
57) 2 + 3 = 5
58) 1 + 1 = 2
59) 1 + 5 = 6
60) 2 + 6 = 8
61) 1 + 0 = 1
62) 1 + 9 = 10
63) 1 + 3 = 4
64) 2 + 1 = 3
65) 1 + 2 = 3
66) 2 + 0 = 2
67) 2 + 7 = 9
68) 2 + 9 = 11
69) 2 + 2 = 4
70) 1 + 6 = 7

Count back 1, 2, difference of 1, 2

21) 7 – 6 = 1
22) 12 – 2 = 10
23) 7 – 5 = 2
24) 6 – 1 = 5
25) 4 – 3 = 1
26) 9 – 8 = 1
27) 5 – 1 = 4
28) 2 – 1 = 1
29) 6 – 4 = 2
30) 3 – 2 = 1
31) 11 – 9 = 2
32) 10 – 2 = 8
33) 10 – 9 = 1
34) 8 – 1 = 7
35) 9 – 7 = 2
36) 8 – 2 = 6
37) 12 – 1 = 11
38) 8 – 6 = 2
39) 11 – 1 = 10
40) 7 – 2 = 5
41) 3 – 1 = 2
42) 4 – 2 = 2
43) 5 – 3 = 2
44) 2 – 2 = 0
45) 10 – 9 = 1
46) 9 – 2 = 7
47) 9 – 7 = 2
48) 11 – 1 = 10
49) 12 – 2 = 10
50) 7 – 5 = 2

Missing number

71) 10 + 2 = 12
72) 8 + 1 = 9
73) 8 + 2 = 10
74) 5 + 2 = 7
75) 9 + 2 = 11
76) 3 + 2 = 5
77) 6 + 2 = 8
78) 3 + 1 = 4
79) 3 + 1 = 4
80) 10 + 1 = 11
81) 8 + 1 = 9
82) 6 + 2 = 8
83) 5 + 1 = 6
84) 8 + 2 = 10
85) 6 + 2 = 8
86) 7 + 2 = 9
87) 4 + 2 = 6
88) 9 + 1 = 10
89) 5 + 1 = 6
90) 4 + 1 = 5
91) 10 + 1 = 11
92) 7 + 1 = 8
93) 6 + 1 = 7
94) 8 + 1 = 9
95) 8 + 1 = 9
96) 9 + 2 = 11
97) 8 + 2 = 10
98) 6 + 2 = 8
99) 8 + 1 = 9
100) 9 + 2 = 11

This worksheet is part of the Professor Pete's Classroom eBook "Ten Minutes a Day 1: Addition & Subtraction Revision Worksheets".This Check Up is for assessment to be given upon completion of the 2D worksheet. The teacher should record each student's score and the time taken.

Licensed for unlimited copying by original purchaser only.

Time: **Score:** **Check Up B**

PROFESSOR PETE'S CLASSROOM

∓	1	2	3	Rnbw	0&10	Dble	Dble+1	9	8	All

+1, 2, 3

1) 7 + 3 = 10
2) 9 + 1 = 10
3) 9 + 3 = 12
4) 5 + 3 = 8
5) 2 + 2 = 4
6) 6 + 1 = 7
7) 8 + 3 = 11
8) 10 + 3 = 13
9) 4 + 1 = 5
10) 7 + 2 = 9
11) 9 + 2 = 11
12) 8 + 1 = 9
13) 3 + 1 = 4
14) 6 + 2 = 8
15) 7 + 3 = 10
16) 6 + 3 = 9
17) 2 + 3 = 5
18) 8 + 2 = 10
19) 3 + 3 = 6
20) 4 + 3 = 7
21) 3 + 2 = 5
22) 5 + 2 = 7
23) 10 + 1 = 11
24) 2 + 1 = 3
25) 7 + 1 = 8
26) 10 + 2 = 12
27) 4 + 2 = 6
28) 5 + 1 = 6
29) 9 + 1 = 10
30) 8 + 1 = 9

Rainbow facts missing number

51) 8 + 2 = 10
52) 7 + 3 = 10
53) 7 + 3 = 10
54) 8 + 2 = 10
55) 9 + 1 = 10
56) 10 + 0 = 10
57) 9 + 1 = 10
58) 5 + 5 = 10
59) 7 + 3 = 10
60) 6 + 4 = 10
61) 8 + 2 = 10
62) 7 + 3 = 10
63) 3 + 7 = 10
64) 0 + 10 = 10
65) 4 + 6 = 10
66) 8 + 2 = 10
67) 10 + 0 = 10
68) 6 + 4 = 10
69) 8 + 2 = 10
70) 2 + 8 = 10
71) 4 + 6 = 10
72) 9 + 1 = 10
73) 5 + 5 = 10
74) 8 + 2 = 10
75) 6 + 4 = 10
76) 7 + 3 = 10
77) 4 + 6 = 10
78) 8 + 2 = 10
79) 5 + 5 = 10
80) 8 + 2 = 10

Count back 1, 2, 3, difference of 1, 2, 3

31) 8 – 3 = 5
32) 13 – 3 = 10
33) 4 – 1 = 3
34) 10 – 9 = 1
35) 12 – 3 = 9
36) 7 – 3 = 4
37) 12 – 9 = 3
38) 7 – 5 = 2
39) 11 – 3 = 8
40) 7 – 4 = 3
41) 9 – 7 = 2
42) 10 – 3 = 7
43) 6 – 3 = 3
44) 11 – 3 = 8
45) 5 – 3 = 2
46) 9 – 3 = 6
47) 8 – 5 = 3
48) 12 – 3 = 9
49) 4 – 3 = 1
50) 11 – 8 = 3

Subtraction rainbow facts

81) 10 – 2 = 8
82) 10 – 10 = 0
83) 10 – 1 = 9
84) 10 – 9 = 1
85) 10 – 6 = 4
86) 10 – 0 = 10
87) 10 – 9 = 1
88) 10 – 4 = 6
89) 10 – 2 = 8
90) 10 – 0 = 10
91) 10 – 7 = 3
92) 10 – 5 = 5
93) 10 – 3 = 7
94) 10 – 4 = 6
95) 10 – 8 = 2
96) 10 – 7 = 3
97) 10 – 10 = 0
98) 10 – 7 = 3
99) 10 – 0 = 10
100) 10 – 8 = 2

This worksheet is part of the Professor Pete's Classroom eBook "Ten Minutes a Day 1: Addition & Subtraction Revision Worksheets".This Check Up is for assessment to be given upon completion of the 4D worksheet. The teacher should record each student's score and the time taken.

Licensed for unlimited copying by original purchaser only.

Time: **Score:** **Check Up C**

PROFESSOR PETE'S CLASSROOM

∓	1	2	3	Rnbw	0&10	Dble	Dble+1	9	8	All

+1, 2, 3, 0, 10

1) 7 + 2 = 9
2) 6 + 2 = 8
3) 3 + 2 = 5
4) 8 + 10 = 18
5) 2 + 2 = 4
6) 2 + 3 = 5
7) 3 + 3 = 6
8) 9 + 1 = 10
9) 8 + 1 = 9
10) 9 + 3 = 12
11) 10 + 3 = 13
12) 6 + 3 = 9
13) 2 + 0 = 2
14) 3 + 1 = 4
15) 2 + 10 = 12
16) 8 + 2 = 10
17) 2 + 1 = 3
18) 7 + 10 = 17
19) 10 + 10 = 20
20) 4 + 2 = 6

Difference of 0 and 10, –0 and 10

21) 3 – 0 = 3
22) 15 – 10 = 5
23) 4 – 0 = 4
24) 9 – 0 = 9
25) 20 – 10 = 10
26) 10 – 10 = 0
27) 19 – 10 = 9
28) 10 – 0 = 10
29) 7 – 7 = 0
30) 8 – 0 = 8
31) 6 – 6 = 0
32) 18 – 10 = 8
33) 7 – 0 = 7
34) 11 – 10 = 1
35) 0 – 0 = 0
36) 3 – 0 = 3
37) 13 – 10 = 3
38) 10 – 0 = 10
39) 2 – 0 = 2
40) 4 – 4 = 0

1, 2, 3, 0, 10 missing number

41) 9 + 0 = 9
42) 6 + 10 = 16
43) 3 + 7 = 10
44) 9 + 3 = 12
45) 0 + 5 = 5
46) 7 + 2 = 9
47) 4 + 3 = 7
48) 6 + 2 = 8
49) 8 + 1 = 9
50) 5 + 10 = 15

Halve

51) 10 – 5 = 5
52) 18 – 9 = 9
53) 4 – 2 = 2
54) 12 – 6 = 6
55) 14 – 7 = 7
56) 8 – 4 = 4
57) 6 – 3 = 3
58) 16 – 8 = 8
59) 18 – 9 = 9
60) 2 – 1 = 1

Double missing number

61) 5 + 5 = 10
62) 3 + 3 = 6
63) 8 + 8 = 16
64) 2 + 2 = 4
65) 9 + 9 = 18
66) 8 + 8 = 16
67) 8 + 6 = 14
68) 9 + 9 = 18
69) 7 + 7 = 14
70) 9 + 9 = 18
71) 6 + 6 = 12
72) 4 + 4 = 8
73) 8 + 8 = 16
74) 8 + 8 = 16
75) 7 + 7 = 14
76) 4 + 4 = 8
77) 8 + 8 = 16
78) 9 + 9 = 18
79) 3 + 3 = 6
80) 7 + 7 = 14

–1, 2, 3, 0, 10

81) 11 – 3 = 8
82) 5 – 3 = 2
83) 5 – 1 = 4
84) 9 – 0 = 9
85) 8 – 2 = 6
86) 7 – 0 = 7
87) 4 – 3 = 1
88) 12 – 3 = 9
89) 11 – 10 = 1
90) 9 – 3 = 6
91) 3 – 3 = 0
92) 9 – 2 = 7
93) 3 – 2 = 1
94) 5 – 0 = 5
95) 8 – 0 = 8
96) 10 – 2 = 8
97) 4 – 0 = 4
98) 3 – 0 = 3
99) 13 – 3 = 10
100) 12 – 3 = 9

This worksheet is part of the Professor Pete's Classroom eBook "Ten Minutes a Day 1: Addition & Subtraction Revision Worksheets". This Check Up is for assessment to be given upon completion of the 6D worksheet. The teacher should record each student's score and the time taken.

Licensed for unlimited copying by original purchaser only.

Time: **Score:** **Check Up D**

PROFESSOR PETE'S CLASSROOM

∓	1	2	3	Rnbw	0&10	Dble	Dble+1	9	8	All

Double +1

1) 3 + 2 = 5
2) 5 + 6 = 11
3) 5 + 4 = 9
4) 4 + 5 = 9
5) 4 + 3 = 7
6) 6 + 5 = 11
7) 8 + 7 = 15
8) 8 + 9 = 17
9) 7 + 8 = 15
10) 7 + 6 = 13

Double +1 related subtraction facts

11) 17 – 8 = 9
12) 11 – 5 = 6
13) 17 – 8 = 9
14) 17 – 9 = 8
15) 15 – 7 = 8
16) 11 – 6 = 5
17) 15 – 7 = 8
18) 13 – 6 = 7
19) 11 – 6 = 5
20) 9 – 4 = 5
21) 15 – 7 = 8
22) 11 – 5 = 6
23) 13 – 7 = 6
24) 11 – 5 = 6
25) 7 – 4 = 3
26) 13 – 6 = 7
27) 11 – 5 = 6
28) 17 – 9 = 8
29) 9 – 5 = 4
30) 11 – 6 = 5

Double, double +1 missing number

31) 9 + 9 = 18
32) 7 + 8 = 15
33) 6 + 5 = 11
34) 8 + 8 = 16
35) 5 + 4 = 9
36) 9 + 8 = 17
37) 6 + 7 = 13
38) 2 + 3 = 5
39) 3 + 4 = 7
40) 4 + 5 = 9
41) 5 + 6 = 11
42) 6 + 7 = 13
43) 4 + 4 = 8
44) 6 + 6 = 12
45) 5 + 5 = 10
46) 6 + 6 = 12
47) 7 + 7 = 14
48) 5 + 6 = 11
49) 5 + 4 = 9
50) 2 + 2 = 4

Difference of 9, –9

51) 18 – 9 = 9
52) 11 – 9 = 2
53) 13 – 4 = 9
54) 15 – 6 = 9
55) 13 – 9 = 4
56) 12 – 9 = 3
57) 14 – 5 = 9
58) 10 – 1 = 9
59) 17 – 8 = 9
60) 16 – 7 = 9
61) 14 – 5 = 9
62) 12 – 9 = 3
63) 15 – 6 = 9
64) 15 – 6 = 9
65) 16 – 7 = 9
66) 9 – 0 = 9
67) 11 – 9 = 2
68) 9 – 9 = 0
69) 14 – 5 = 9
70) 12 – 9 = 3

+9 missing number

71) 9 + 8 = 17
72) 9 + 2 = 11
73) 9 + 6 = 15
74) 9 + 9 = 18
75) 9 + 10 = 19
76) 9 + 9 = 18
77) 9 + 7 = 16
78) 9 + 4 = 13
79) 9 + 5 = 14
80) 9 + 3 = 12

-0, 1, 2, 3, 10, rainbow subtraction facts

81) 13 – 3 = 10
82) 9 – 3 = 6
83) 5 – 3 = 2
84) 5 – 1 = 4
85) 8 – 0 = 8
86) 5 – 0 = 5
87) 12 – 3 = 9
88) 9 – 0 = 9
89) 8 – 2 = 6
90) 4 – 3 = 1
91) 3 – 2 = 1
92) 11 – 3 = 8
93) 12 – 3 = 9
94) 3 – 0 = 3
95) 7 – 0 = 7
96) 11 – 10 = 1
97) 3 – 3 = 0
98) 9 – 2 = 7
99) 4 – 0 = 4
100) 10 – 2 = 8

This worksheet is part of the Professor Pete's Classroom eBook "Ten Minutes a Day 1: Addition & Subtraction Revision Worksheets". This Check Up is for assessment to be given upon completion of the 8D worksheet. The teacher should record each student's score and the time taken.

Licensed for unlimited copying by original purchaser only.

Time: **Score:** **Check Up E**

PROFESSOR PETE'S CLASSROOM

∓	1	2	3	Rnbw	0&10	Dble	Dble+1	9	8	All

+8 (near 10)

1) 8 + 8 = 16
2) 10 + 8 = 18
3) 9 + 8 = 17
4) 0 + 8 = 8
5) 2 + 8 = 10
6) 7 + 8 = 15
7) 2 + 8 = 10
8) 7 + 8 = 15
9) 8 + 8 = 16
10) 1 + 8 = 9
11) 6 + 8 = 14
12) 5 + 8 = 13
13) 3 + 8 = 11
14) 4 + 8 = 12
15) 1 + 8 = 9
16) 0 + 8 = 8
17) 2 + 8 = 10
18) 7 + 8 = 15
19) 4 + 8 = 12
20) 3 + 8 = 11

Difference of 8, –8

51) 14 – 8 = 6
52) 10 – 8 = 2
53) 11 – 3 = 8
54) 16 – 8 = 8
55) 13 – 5 = 8
56) 17 – 8 = 9
57) 18 – 8 = 10
58) 16 – 8 = 8
59) 12 – 4 = 8
60) 17 – 8 = 9
61) 11 – 3 = 8
62) 12 – 8 = 4
63) 15 – 7 = 8
64) 18 – 8 = 10
65) 15 – 8 = 7
66) 11 – 8 = 3
67) 12 – 8 = 4
68) 17 – 9 = 8
69) 8 – 8 = 0
70) 14 – 8 = 6

Remaining facts (4+7) (5+7)

21) 12 – 5 = 7
22) 11 – 4 = 7
23) 12 – 7 = 5
24) 11 – 7 = 4
25) 12 – 7 = 5
26) 11 – 4 = 7
27) 12 – 7 = 5
28) 11 – 7 = 4
29) 12 – 5 = 7
30) 11 – 7 = 4

Remaining addition facts (4+7) (5+7)

31) 5 + 7 = 12
32) 7 + 5 = 12
33) 5 + 7 = 12
34) 7 + 4 = 11
35) 4 + 7 = 11
36) 7 + 4 = 11
37) 5 + 7 = 12
38) 4 + 7 = 11
39) 7 + 5 = 12
40) 7 + 4 = 11

Revision missing number

41) 6 + 3 = 9
42) 9 + 4 = 13
43) 3 + 3 = 6
44) 5 + 4 = 9
45) 5 + 8 = 13
46) 8 + 4 = 12
47) 6 + 8 = 14
48) 5 + 5 = 10
49) 8 + 3 = 11
50) 6 + 9 = 15

All subtraction facts

71) 16 – 9 = 7
72) 16 – 8 = 8
73) 17 – 8 = 9
74) 18 – 9 = 9
75) 8 – 4 = 4
76) 4 – 2 = 2
77) 14 – 7 = 7
78) 7 – 3 = 4
79) 9 – 5 = 4
80) 12 – 8 = 4
81) 10 – 5 = 5
82) 6 – 3 = 3
83) 15 – 6 = 9
84) 15 – 7 = 8
85) 12 – 7 = 5
86) 15 – 8 = 7
87) 14 – 8 = 6
88) 17 – 9 = 8
89) 6 – 4 = 2
90) 12 – 6 = 6
91) 11 – 7 = 4
92) 16 – 7 = 9
93) 8 – 6 = 2
94) 14 – 5 = 9
95) 13 – 6 = 7
96) 11 – 3 = 8
97) 14 – 6 = 8
98) 5 – 2 = 3
99) 11 – 5 = 6
100) 13 – 5 = 8

This worksheet is part of the Professor Pete's Classroom eBook "Ten Minutes a Day 1: Addition & Subtraction Revision Worksheets". This Check Up is for assessment to be given upon completion of the 10D worksheet. The teacher should record each student's score and the time taken.

Licensed for unlimited copying by original purchaser only.

Homework **Count On/Back (+1, –1): 1 [A]**

PROFESSOR PETE'S CLASSROOM

∓	1	2	3	Rnbw	0&10	Dble	Dble+1	9	8	All

Use the number line to help count on. Do not use your fingers.

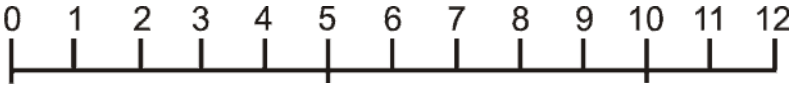

Count on 1

1) 8 + 1 = 9
2) 2 + 1 = 3
3) 4 + 1 = 5
4) 7 + 1 = 8
5) 10 + 1 = 11
6) 1 + 1 = 2
7) 5 + 1 = 6
8) 6 + 1 = 7
9) 1 + 1 = 2
10) 5 + 1 = 6
11) 8 + 1 = 9
12) 4 + 1 = 5
13) 1 + 1 = 2
14) 8 + 1 = 9
15) 2 + 1 = 3
16) 9 + 1 = 10
17) 1 + 1 = 2
18) 6 + 1 = 7
19) 2 + 1 = 3
20) 3 + 1 = 4

Turn arounds

21) 1 + 3 = 4
22) 1 + 8 = 9
23) 1 + 7 = 8
24) 1 + 1 = 2
25) 1 + 10 = 11
26) 1 + 2 = 3
27) 1 + 5 = 6
28) 1 + 4 = 5
29) 1 + 9 = 10
30) 1 + 6 = 7

Count back 1

31) 6 – 1 = 5
32) 10 – 1 = 9
33) 2 – 1 = 1
34) 8 – 1 = 7
35) 4 – 1 = 3
36) 7 – 1 = 6
37) 11 – 1 = 10
38) 5 – 1 = 4
39) 9 – 1 = 8
40) 3 – 1 = 2

Difference of 1, count back 1

41) 8 – 1 = 7
42) 4 – 3 = 1
43) 10 – 9 = 1
44) 5 – 4 = 1
45) 9 – 8 = 1
46) 7 – 6 = 1
47) 10 – 1 = 9
48) 9 – 8 = 1
49) 9 – 1 = 8
50) 6 – 5 = 1
51) 8 – 7 = 1
52) 8 – 1 = 7
53) 5 – 4 = 1
54) 2 – 1 = 1
55) 4 – 1 = 3
56) 4 – 3 = 1
57) 3 – 2 = 1
58) 7 – 6 = 1
59) 6 – 1 = 5
60) 7 – 1 = 6

Missing number

61) 9 + 1 = 10
62) 10 + 1 = 11
63) 3 + 1 = 4
64) 7 + 1 = 8
65) 2 + 1 = 3
66) 6 + 1 = 7
67) 5 + 1 = 6
68) 4 + 1 = 5
69) 1 + 1 = 2
70) 8 + 1 = 9
71) 1 + 3 = 4
72) 1 + 5 = 6
73) 1 + 4 = 5
74) 1 + 2 = 3
75) 1 + 7 = 8
76) 1 + 6 = 7
77) 1 + 8 = 9
78) 1 + 9 = 10
79) 1 + 1 = 2
80) 1 + 10 = 11

This worksheet is part of the Professor Pete's Classroom eBook "Ten Minutes a Day 1: Addition & Subtraction Revision Worksheets". Plus/take 1 facts are taught using a COUNT ON/COUNT BACK strategy: Students who are familiar with the sequence of counting numbers can mentally "count on" or "count back" to the next number, and name it.

Licensed for unlimited copying by original purchaser only.

Homework **Count On/Back (+1, –1): 1 [B]**

PROFESSOR PETE'S CLASSROOM

∓	1	2	3	Rnbw	0&10	Dble	Dble+1	9	8	All

This worksheet is part of the Professor Pete's Classroom eBook "Ten Minutes a Day 1: Addition & Subtraction Revision Worksheets". Completing the wheels help your child remember their numbers facts with daily practice.

+1 Addition wheels

1)

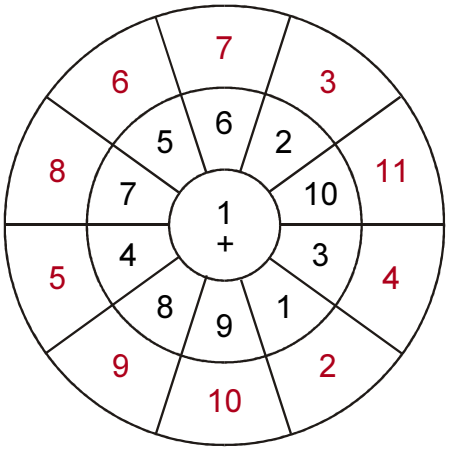

2)

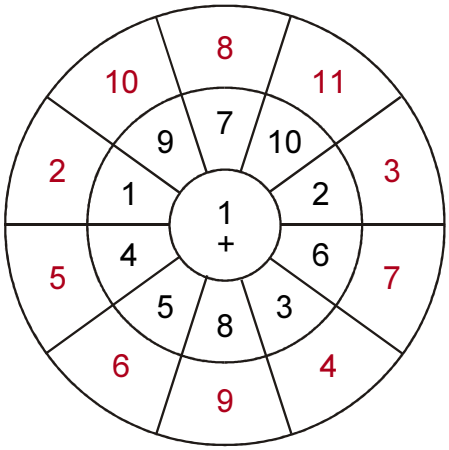

3)

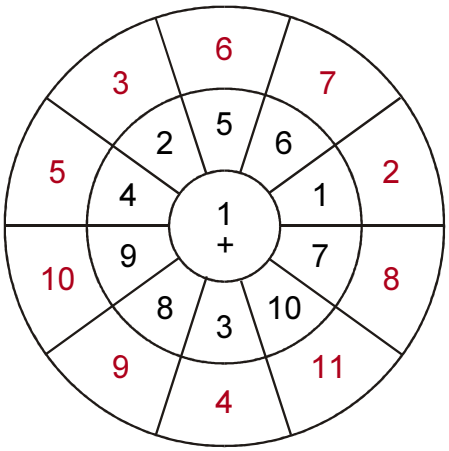

4)

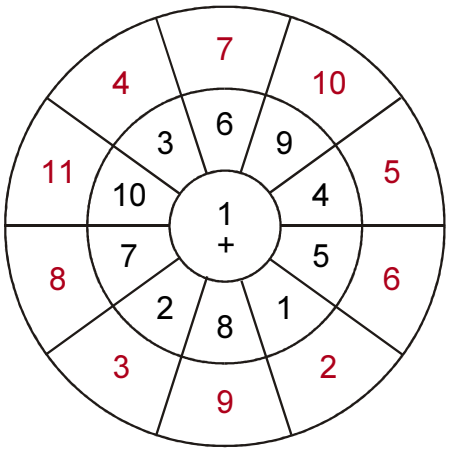

5)

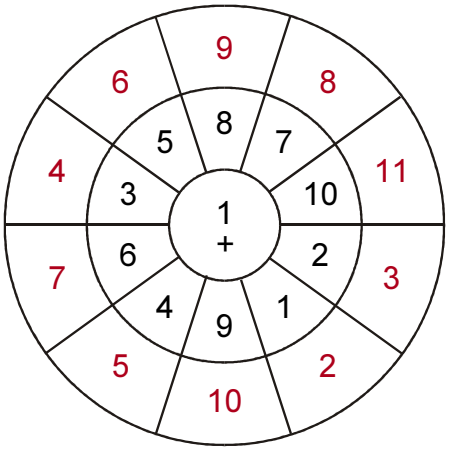

6)

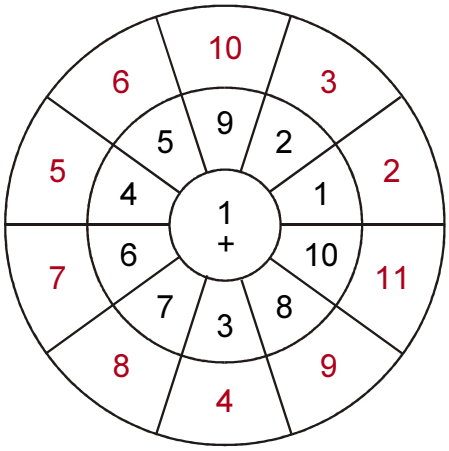

Homework **Count On/Back (+2, –2): 2 [A]**

PROFESSOR PETE'S CLASSROOM

∓	1	2	3	Rnbw	0&10	Dble	Dble+1	9	8	All

Use the number line to help count on. Do not use your fingers.

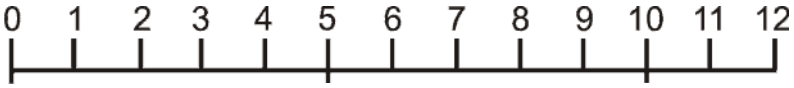

Count on 2

1) 9 + 2 = 11
2) 2 + 2 = 4
3) 5 + 2 = 7
4) 5 + 2 = 7
5) 8 + 2 = 10
6) 7 + 2 = 9
7) 6 + 2 = 8
8) 8 + 2 = 10
9) 2 + 2 = 4
10) 4 + 2 = 6
11) 3 + 2 = 5
12) 6 + 2 = 8
13) 1 + 2 = 3
14) 6 + 2 = 8
15) 3 + 2 = 5
16) 1 + 2 = 3
17) 4 + 2 = 6
18) 5 + 2 = 7
19) 10 + 2 = 12
20) 7 + 2 = 9

Turn arounds

21) 2 + 7 = 9
22) 2 + 8 = 10
23) 2 + 2 = 4
24) 2 + 3 = 5
25) 2 + 10 = 12
26) 2 + 4 = 6
27) 2 + 5 = 7
28) 2 + 9 = 11
29) 2 + 1 = 3
30) 2 + 6 = 8

Count back 2

31) 8 – 2 = 6
32) 4 – 2 = 2
33) 12 – 2 = 10
34) 7 – 2 = 5
35) 5 – 2 = 3
36) 6 – 2 = 4
37) 10 – 2 = 8
38) 9 – 2 = 7
39) 3 – 2 = 1
40) 11 – 2 = 9

Difference of 2, count back 2

41) 8 – 6 = 2
42) 4 – 2 = 2
43) 7 – 5 = 2
44) 10 – 8 = 2
45) 6 – 2 = 4
46) 7 – 5 = 2
47) 5 – 2 = 3
48) 3 – 1 = 2
49) 3 – 2 = 1
50) 9 – 2 = 7
51) 7 – 2 = 5
52) 9 – 7 = 2
53) 8 – 2 = 6
54) 8 – 6 = 2
55) 5 – 3 = 2
56) 6 – 2 = 4
57) 4 – 2 = 2
58) 3 – 1 = 2
59) 6 – 4 = 2
60) 6 – 4 = 2

Missing number

61) 8 + 1 = 9
62) 5 + 2 = 7
63) 8 + 2 = 10
64) 9 + 2 = 11
65) 4 + 2 = 6
66) 5 + 1 = 6
67) 3 + 2 = 5
68) 10 + 1 = 11
69) 2 + 2 = 4
70) 1 + 2 = 3
71) 2 + 10 = 12
72) 1 + 7 = 8
73) 1 + 2 = 3
74) 1 + 8 = 9
75) 1 + 6 = 7
76) 1 + 9 = 10
77) 1 + 4 = 5
78) 2 + 8 = 10
79) 2 + 1 = 3
80) 1 + 3 = 4

This worksheet is part of the Professor Pete's Classroom eBook "Ten Minutes a Day 1: Addition & Subtraction Revision Worksheets".
Plus/take 2 facts are taught using a COUNT ON/COUNT BACK strategy: Students who are familiar with the sequence of counting numbers can mentally "count on" or "count back" two more numbers. A number line will help children to visualize this operation which "skips" one number and lands on the next one.

Licensed for unlimited copying by original purchaser only.

PROFESSOR PETE'S CLASSROOM

∓	1	2	3	Rnbw	0&10	Dble	Dble+1	9	8	All

This worksheet is part of the Professor Pete's Classroom eBook "Ten Minutes a Day 1: Addition & Subtraction Revision Worksheets". Completing the wheels help your child remember their numbers facts with daily practice.

+2 Addition wheels

1)

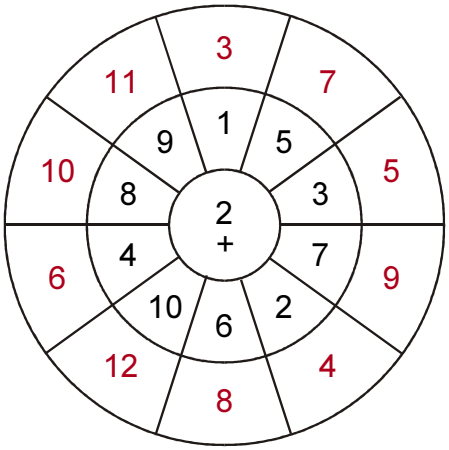

2)

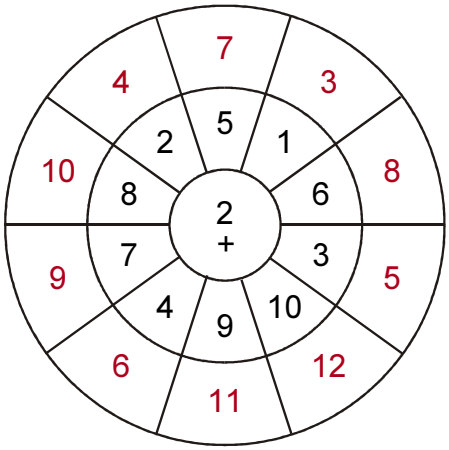

3)

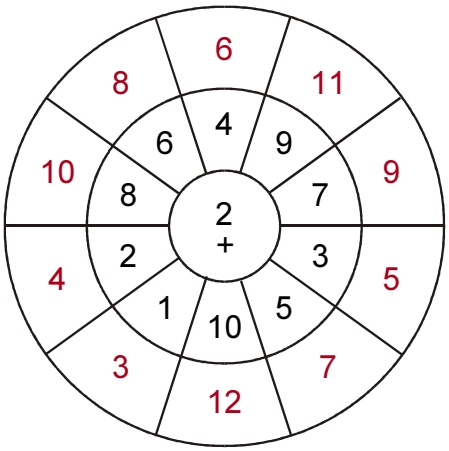

4)

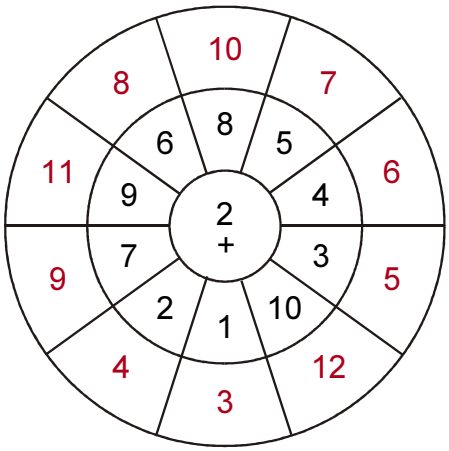

Addition revision

5)

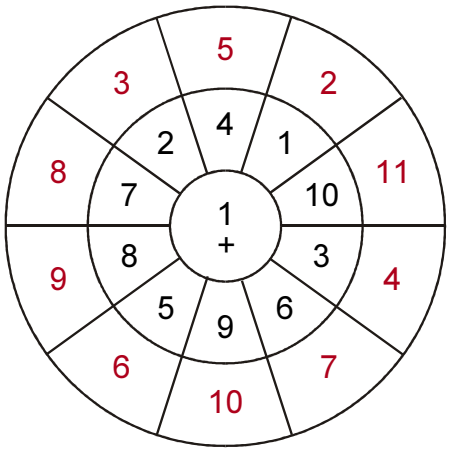

6)

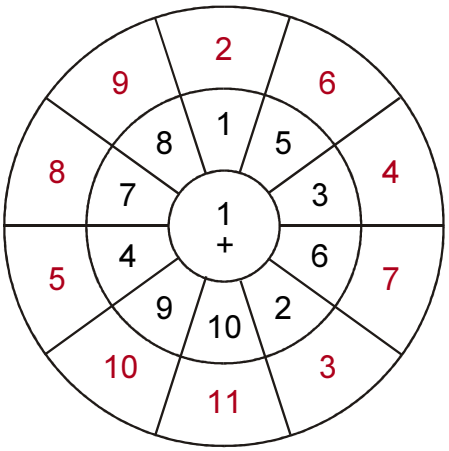

Licensed for unlimited copying by original purchaser only.

Homework **Count on/back (+3, –3): 3 [A]**

PROFESSOR PETE'S CLASSROOM

∓	1	2	3	Rnbw	0&10	Dble	Dble+1	9	8	All

Use the number line to help count on. Do not use your fingers.

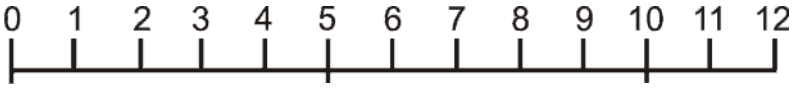

Count on 3

1) 1 + 3 = 4
2) 9 + 3 = 12
3) 5 + 3 = 8
4) 8 + 3 = 11
5) 3 + 3 = 6
6) 1 + 3 = 4
7) 3 + 3 = 6
8) 2 + 3 = 5
9) 8 + 3 = 11
10) 1 + 3 = 4
11) 2 + 3 = 5
12) 6 + 3 = 9
13) 10 + 3 = 13
14) 7 + 3 = 10
15) 4 + 3 = 7
16) 8 + 3 = 11
17) 7 + 3 = 10
18) 8 + 3 = 11
19) 10 + 3 = 13
20) 1 + 3 = 4

Turn arounds

21) 3 + 5 = 8
22) 3 + 4 = 7
23) 3 + 8 = 11
24) 3 + 3 = 6
25) 3 + 2 = 5
26) 3 + 1 = 4
27) 3 + 7 = 10
28) 3 + 9 = 12
29) 3 + 6 = 9
30) 3 + 10 = 13

Count back 3

31) 10 – 3 = 7
32) 5 – 3 = 2
33) 4 – 3 = 1
34) 8 – 3 = 5
35) 7 – 3 = 4
36) 9 – 3 = 6
37) 11 – 3 = 8
38) 6 – 3 = 3
39) 12 – 3 = 9
40) 9 – 3 = 6

Difference of 3, count back 3

41) 10 – 7 = 3
42) 13 – 10 = 3
43) 7 – 4 = 3
44) 8 – 5 = 3
45) 12 – 3 = 9
46) 12 – 9 = 3
47) 10 – 7 = 3
48) 6 – 3 = 3
49) 10 – 3 = 7
50) 9 – 6 = 3
51) 5 – 2 = 3
52) 11 – 8 = 3
53) 7 – 3 = 4
54) 4 – 1 = 3
55) 9 – 3 = 6
56) 10 – 7 = 3
57) 6 – 3 = 3
58) 11 – 8 = 3
59) 11 – 2 = 9
60) 8 – 5 = 3

Missing number

61) 3 + 2 = 5
62) 10 + 3 = 13
63) 9 + 2 = 11
64) 1 + 2 = 3
65) 1 + 3 = 4
66) 2 + 2 = 4
67) 6 + 2 = 8
68) 2 + 3 = 5
69) 7 + 3 = 10
70) 8 + 2 = 10
71) 2 + 4 = 6
72) 3 + 9 = 12
73) 3 + 2 = 5
74) 3 + 3 = 6
75) 2 + 5 = 7
76) 2 + 2 = 4
77) 2 + 8 = 10
78) 1 + 7 = 8
79) 1 + 2 = 3
80) 2 + 10 = 12

This worksheet is part of the Professor Pete's Classroom eBooks "Ten Minutes a Day 1: Addition & Subtraction Revision Worksheets". The recommended teaching sequence is shown in the bar at the top of this sheet. Plus/take 3 facts are taught using a COUNT ON/COUNT BACK strategy: Students who are familiar with the sequence of counting numbers can mentally "count on" or "count back" three more numbers. A number line will help children to visualize this operation which "skips" two numbers and lands on the next one.

Licensed for unlimited copying by original purchaser only.

Homework **Count on/back (+3, –3): 3 [B]**

PROFESSOR PETE'S CLASSROOM

∓	1	2	3	Rnbw	0&10	Dble	Dble+1	9	8	All

This worksheet is part of the Professor Pete's Classroom eBook "Ten Minutes a Day 1: Addition & Subtraction Revision Worksheets". Completing the wheels help your child remember their numbers facts with daily practice.

+3 Addition wheels

1)

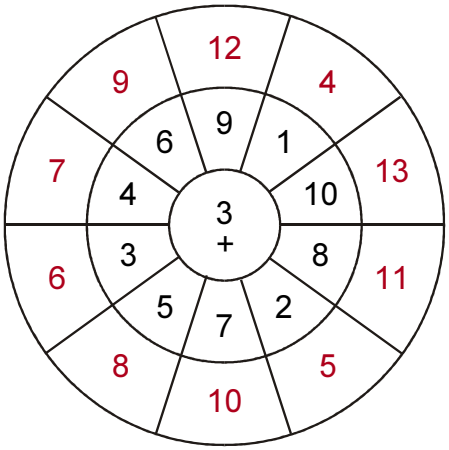

2)

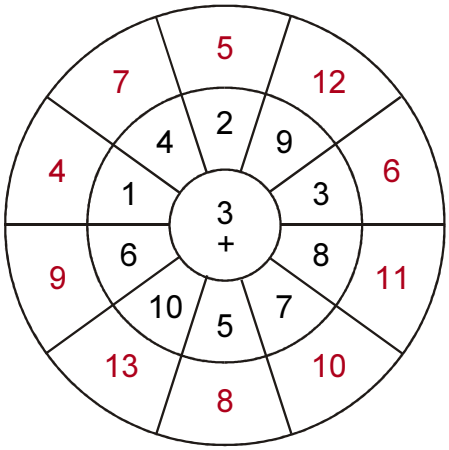

3)

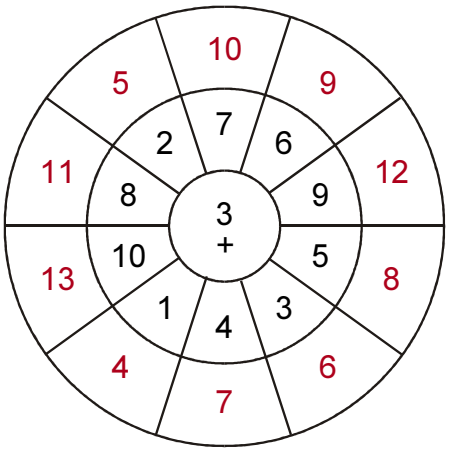

4)

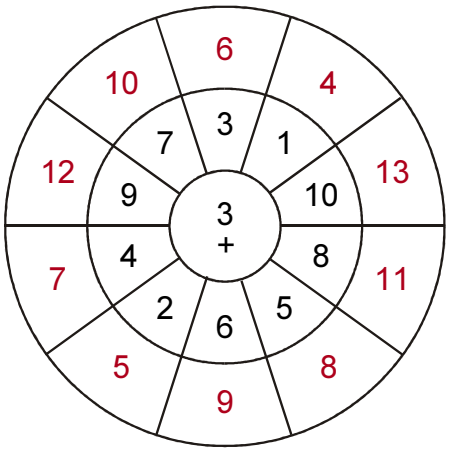

Addition revision

5)

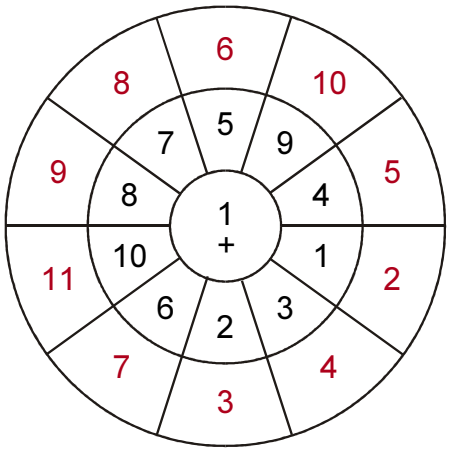

6)

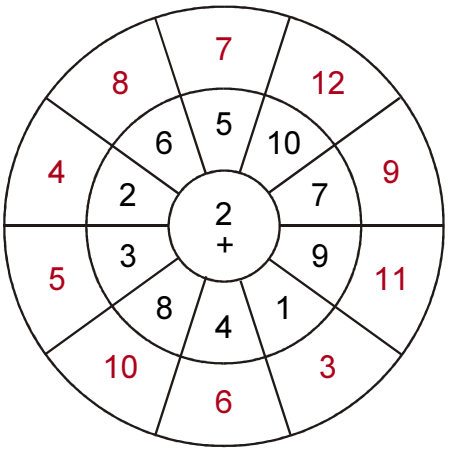

Homework **(+, –) Rainbow Facts: 4 [A]**

PROFESSOR PETE'S CLASSROOM

∓	1	2	3	Rnbw	0&10	Dble	Dble+1	9	8	All

Rainbow facts

1) 9 + 1 = 10
2) 2 + 8 = 10
3) 1 + 9 = 10
4) 3 + 7 = 10
5) 4 + 6 = 10
6) 6 + 4 = 10
7) 10 + 0 = 10
8) 7 + 3 = 10
9) 5 + 5 = 10
10) 8 + 2 = 10

Subtraction rainbow facts

11) 10 – 7 = 3
12) 10 – 9 = 1
13) 10 – 6 = 4
14) 10 – 8 = 2
15) 10 – 2 = 8
16) 10 – 3 = 7
17) 10 – 6 = 4
18) 10 – 4 = 6
19) 10 – 3 = 7
20) 10 – 1 = 9
21) 10 – 8 = 2
22) 10 – 7 = 3
23) 10 – 10 = 0
24) 10 – 4 = 6
25) 10 – 3 = 7
26) 10 – 9 = 1
27) 10 – 3 = 7
28) 10 – 4 = 6
29) 10 – 1 = 9
30) 10 – 5 = 5
31) 10 – 4 = 6
32) 10 – 2 = 8
33) 10 – 2 = 8
34) 10 – 2 = 8
35) 10 – 2 = 8
36) 10 – 6 = 4
37) 10 – 3 = 7
38) 10 – 4 = 6
39) 10 – 9 = 1
40) 10 – 4 = 6

Missing number, missing sum

41) 0 + 10 = 10
42) 9 + 1 = 10
43) 9 + 1 = 10
44) 8 + 2 = 10
45) 5 + 5 = 10
46) 3 + 7 = 10
47) 1 + 9 = 10
48) 9 + 6 = 15
49) 0 + 10 = 10
50) 10 + 0 = 10
51) 6 + 4 = 10
52) 1 + 9 = 10
53) 3 + 7 = 10
54) 1 + 9 = 10
55) 7 + 3 = 10
56) 8 + 2 = 10
57) 4 + 6 = 10
58) 2 + 8 = 10
59) 5 + 5 = 10
60) 5 + 5 = 10
61) 2 + 8 = 10
62) 5 + 5 = 10
63) 7 + 3 = 10
64) 6 + 4 = 10
65) 6 + 4 = 10
66) 10 + 0 = 10
67) 9 + 1 = 10
68) 8 + 2 = 10
69) 0 + 10 = 10
70) 2 + 8 = 10
71) 2 + 8 = 10
72) 10 + 0 = 10
73) 9 + 1 = 10
74) 7 + 3 = 10
75) 5 + 5 = 10
76) 4 + 6 = 10
77) 3 + 7 = 10
78) 1 + 9 = 10
79) 4 + 6 = 10
80) 5 + 5 = 10

Missing number

81) 2 + 3 = 5
82) 6 + 2 = 8
83) 1 + 3 = 4
84) 3 + 2 = 5
85) 8 + 2 = 10
86) 2 + 2 = 4
87) 9 + 2 = 11
88) 5 + 5 = 10
89) 7 + 3 = 10
90) 10 + 3 = 13
91) 1 + 9 = 10
92) 2 + 5 = 7
93) 2 + 10 = 12
94) 3 + 2 = 5
95) 1 + 7 = 8
96) 3 + 7 = 10
97) 2 + 8 = 10
98) 2 + 2 = 4
99) 2 + 8 = 10
100) 3 + 9 = 12

This worksheet is part of the Professor Pete's Classroom eBook "Ten Minutes a Day 1: Addition & Subtraction Revision Worksheets".The recommended teaching sequence is shown in the bar at the top of this sheet. Rainbow facts are taught using a PAIRS TO TEN strategy: The sum of each pair of terms is 10. Students can be shown a rainbow graphic to illustrate the fact that these pairs are equidistant from the number 5. Pairs to ten are foundational for many other mathematical skills, such as giving change.

Licensed for unlimited copying by original purchaser only.

PROFESSOR PETE'S CLASSROOM

∓	1	2	3	Rnbw	0&10	Dble	Dble+1	9	8	All

This worksheet is part of the Professor Pete's Classroom eBook "Ten Minutes a Day 1: Addition & Subtraction Revision Worksheets". Completing the wheels help your child remember their numbers facts with daily practice.

Pairs to ten wheels

1)

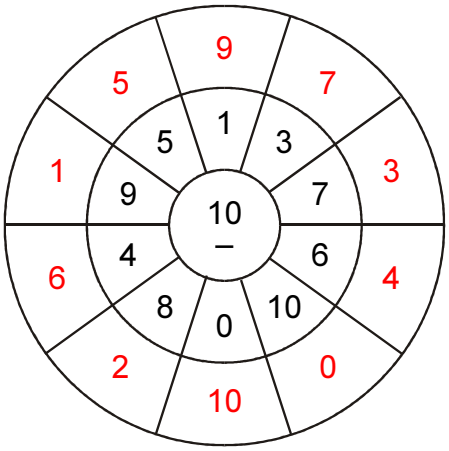

2)

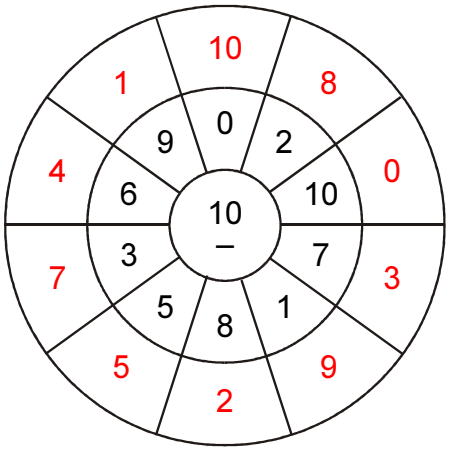

3)

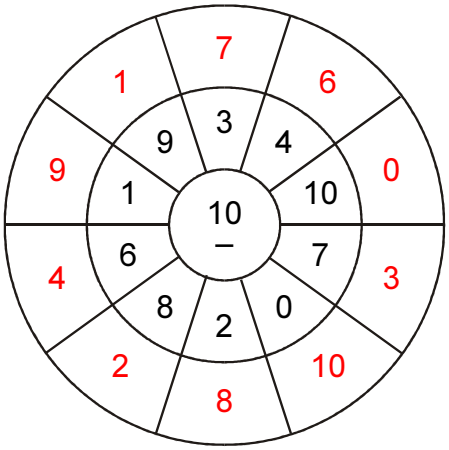

4)

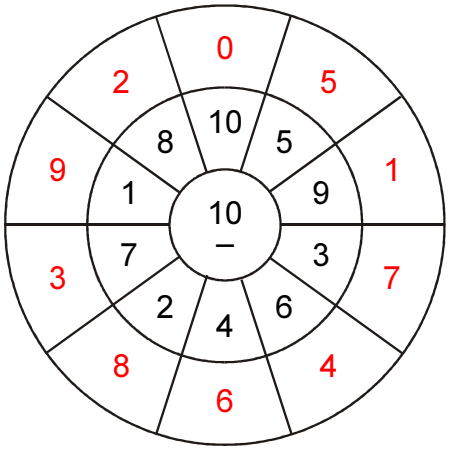

5)

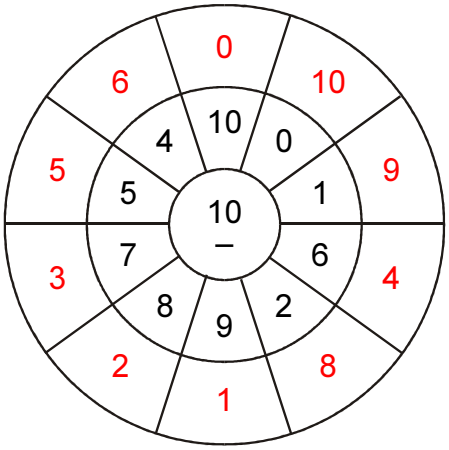

6)

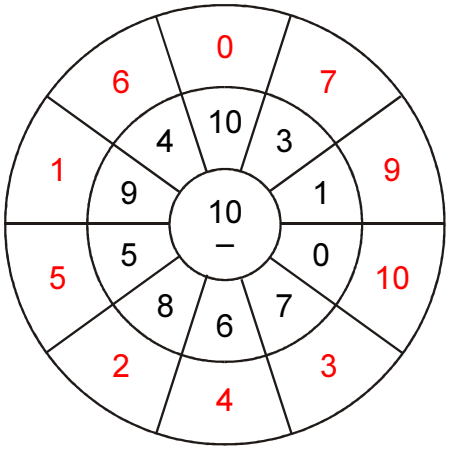

Homework **(+0, –0, +10 & –10): 5 [A]**

PROFESSOR PETE'S CLASSROOM

∓ 1 2 3 Rnbw **0&10** Dble Dble+1 9 8 All

Add 0 & 10

1) 10 + 0 = 10
2) 8 + 10 = 18
3) 3 + 0 = 3
4) 6 + 10 = 16
5) 7 + 10 = 17
6) 9 + 0 = 9
7) 8 + 0 = 8
8) 3 + 10 = 13
9) 7 + 0 = 7
10) 9 + 10 = 19

Take 0

31) 3 – 0 = 3
32) 5 – 0 = 5
33) 9 – 0 = 9
34) 8 – 0 = 8
35) 1 – 0 = 1
36) 0 – 0 = 0
37) 6 – 0 = 6
38) 4 – 0 = 4
39) 7 – 0 = 7
40) 2 – 0 = 2

Turn arounds

11) 10 + 2 = 12
12) 0 + 5 = 5
13) 0 + 10 = 10
14) 0 + 6 = 6
15) 0 + 8 = 8
16) 0 + 3 = 3
17) 10 + 0 = 10
18) 0 + 7 = 7
19) 0 + 4 = 4
20) 0 + 1 = 1
21) 10 + 10 = 20
22) 10 + 7 = 17
23) 10 + 8 = 18
24) 10 + 4 = 14
25) 10 + 3 = 13
26) 10 + 5 = 15
27) 10 + 1 = 11
28) 0 + 2 = 2
29) 0 + 0 = 0
30) 10 + 6 = 16

Take 10

41) 16 – 10 = 6
42) 14 – 10 = 4
43) 17 – 10 = 7
44) 10 – 10 = 0
45) 19 – 10 = 9
46) 15 – 10 = 5
47) 18 – 10 = 8
48) 12 – 10 = 2
49) 11 – 10 = 1
50) 13 – 10 = 3

Difference of 0 and 10

51) 10 – 10 = 0
52) 6 – 6 = 0
53) 19 – 9 = 10
54) 13 – 3 = 10
55) 4 – 4 = 0
56) 11 – 1 = 10
57) 17 – 7 = 10
58) 15 – 5 = 10
59) 2 – 2 = 0
60) 18 – 8 = 10

Rainbow missing number

61) 5 + 5 = 10
62) 7 + 3 = 10
63) 4 + 6 = 10
64) 10 + 0 = 10
65) 6 + 4 = 10
66) 8 + 2 = 10
67) 1 + 9 = 10
68) 2 + 8 = 10
69) 3 + 7 = 10
70) 9 + 1 = 10
71) 3 + 7 = 10
72) 2 + 8 = 10
73) 7 + 3 = 10
74) 1 + 9 = 10
75) 2 + 8 = 10
76) 4 + 6 = 10
77) 0 + 10 = 10
78) 6 + 4 = 10
79) 5 + 5 = 10
80) 8 + 2 = 10

Addition revision

81) 2 + 0 = 2
82) 3 + 10 = 13
83) 2 + 2 = 4
84) 10 + 2 = 12
85) 2 + 1 = 3
86) 3 + 6 = 9
87) 1 + 1 = 2
88) 10 + 1 = 11
89) 10 + 10 = 20
90) 10 + 3 = 13

Subtraction revision

91) 10 – 0 = 10
92) 10 – 10 = 0
95) 6 – 4 = 2
96) 7 – 4 = 3
97) 10 – 7 = 3
93) 3 – 2 = 1
94) 4 – 3 = 1
98) 11 – 8 = 3
99) 9 – 7 = 2
100) 12 – 9 = 3

This worksheet is part of the Professor Pete's Classroom eBook "Ten Minutes a Day 1: Addition & Subtraction Revision Worksheets". Plus 0 and plus 10 facts are SPECIAL CASES. The number zero is the "additive/subtractive identity", meaning that another number is unchanged by the action of adding/taking zero. Adding ten to a single digit number results in the associated teen number which has one ten and the single digit number of ones; most pairs of a single digit number and the associated teen number sound similar (eg, "six" and "sixteen"). This can be illustrated easily with a pair of ten frames.

Licensed for unlimited copying by original purchaser only.

PROFESSOR PETE'S CLASSROOM

∓	1	2	3	Rnbw	0&10	Dble	Dble+1	9	8	All

This worksheet is part of the Professor Pete's Classroom eBook "Ten Minutes a Day 1: Addition & Subtraction Revision Worksheets". Completing the wheels help your child remember their numbers facts with daily practice.

+0 & 10 Addition wheels

1)

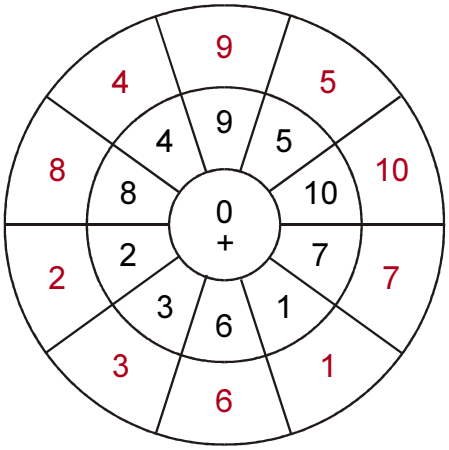

2)

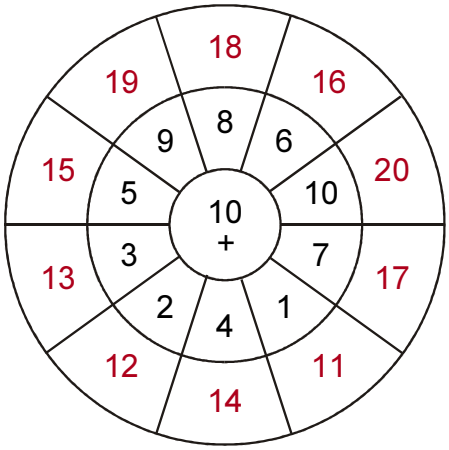

3)

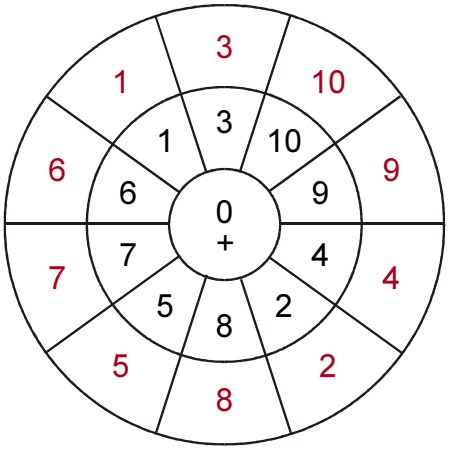

4)

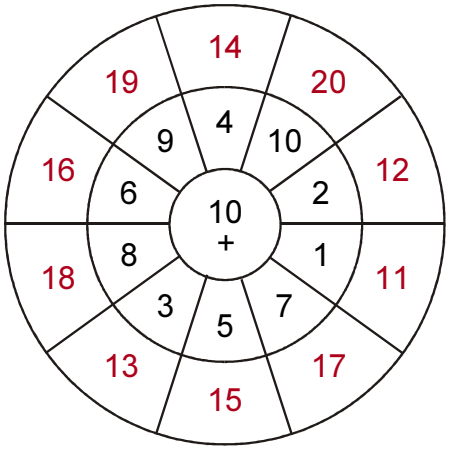

Pairs to ten wheels

5)

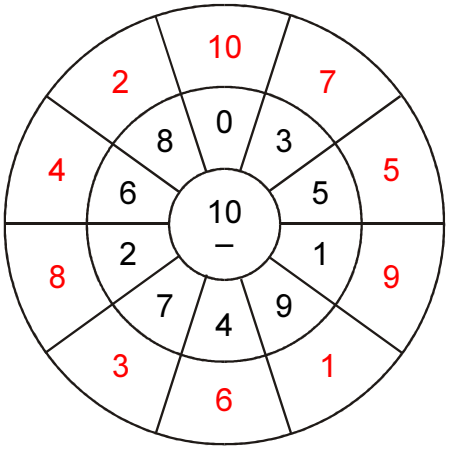

6)

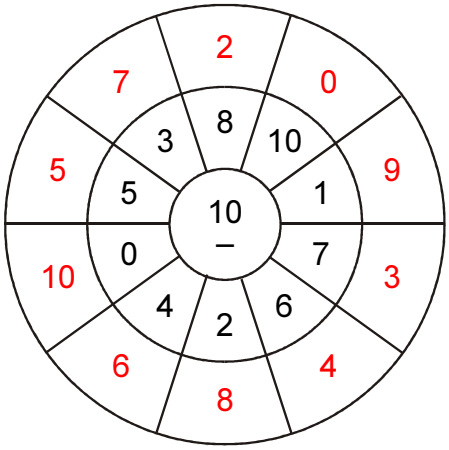

Homework **(+, –) Doubling/Halving: 6 [A]**

PROFESSOR PETE'S CLASSROOM

∓	1	2	3	Rnbw	0&10	Dble	Dble+1	9	8	All

Doubles

1) 4 + 4 = 8
2) 9 + 9 = 18
3) 10 + 10 = 20
4) 5 + 5 = 10
5) 9 + 9 = 18
6) 1 + 1 = 2
7) 7 + 7 = 14
8) 7 + 7 = 14
9) 9 + 9 = 18
10) 5 + 5 = 10
11) 6 + 6 = 12
12) 8 + 8 = 16
13) 5 + 5 = 10
14) 0 + 0 = 0
15) 6 + 6 = 12
16) 7 + 7 = 14
17) 1 + 1 = 2
18) 2 + 2 = 4
19) 3 + 3 = 6
20) 6 + 6 = 12

Halving

21) 18 – 9 = 9
22) 18 – 9 = 9
23) 8 – 4 = 4
24) 10 – 5 = 5
25) 6 – 3 = 3
26) 2 – 1 = 1
27) 12 – 6 = 6
28) 14 – 7 = 7
29) 16 – 8 = 8
30) 12 – 6 = 6
31) 16 – 8 = 8
32) 16 – 8 = 8
33) 14 – 7 = 7
34) 10 – 5 = 5
35) 8 – 4 = 4
36) 2 – 1 = 1
37) 4 – 2 = 2
38) 12 – 6 = 6
39) 20 – 10 = 10
40) 20 – 10 = 10

Missing number

41) 9 + 9 = 18
42) 5 + 5 = 10
43) 6 + 6 = 12
44) 9 + 9 = 18
45) 7 + 7 = 14
46) 3 + 3 = 6
47) 2 + 2 = 4
48) 3 + 3 = 6
49) 5 + 5 = 10
50) 8 + 8 = 16
51) 4 + 4 = 8
52) 10 + 10 = 20
53) 9 + 9 = 18
54) 8 + 8 = 16
55) 6 + 6 = 12
56) 8 + 8 = 16
57) 6 + 6 = 12
58) 4 + 4 = 8
59) 7 + 7 = 14
60) 4 + 4 = 8
61) 5 + 5 = 10
62) 1 + 1 = 2
63) 1 + 1 = 2
64) 2 + 2 = 4
65) 8 + 8 = 16
66) 9 + 9 = 18
67) 5 + 5 = 10
68) 7 + 7 = 14
69) 4 + 4 = 8
70) 3 + 3 = 6
71) 5 + 5 = 10
72) 2 + 2 = 4
73) 2 + 2 = 4
74) 6 + 6 = 12
75) 8 + 8 = 16
76) 3 + 3 = 6
77) 7 + 7 = 14
78) 2 + 2 = 4
79) 10 + 10 = 20
80) 5 + 5 = 10

Addition revision

81) 7 + 7 = 14
82) 3 + 8 = 11
83) 1 + 4 = 5
84) 8 + 8 = 16
85) 9 + 9 = 18
86) 3 + 7 = 10
87) 3 + 5 = 8
88) 2 + 4 = 6
89) 2 + 7 = 9
90) 10 + 7 = 17

Rainbow missing number

91) 7 + 3 = 10
92) 8 + 2 = 10
93) 2 + 8 = 10
94) 3 + 7 = 10
95) 1 + 9 = 10
96) 6 + 4 = 10
97) 4 + 6 = 10
98) 9 + 1 = 10
99) 5 + 5 = 10
100) 0 + 10 = 10

This worksheet is part of the Professor Pete's Classroom eBook "Ten Minutes a Day 1: Addition & Subtraction Revision Worksheets". The recommended teaching sequence is shown in the bar at the top of this sheet. Doubles addition and subtraction number facts are taught using a DOUBLING/HALVING strategy, connecting to everyday situations in which numbers are doubled, or one half of a double is subtracted.

Licensed for unlimited copying by original purchaser only.

PROFESSOR PETE'S CLASSROOM

∓	1	2	3	Rnbw	0&10	Dble	Dble+1	9	8	All

This worksheet is part of the Professor Pete's Classroom eBook "Ten Minutes a Day 1: Addition & Subtraction Revision Worksheets". Completing the wheels help your child remember their numbers facts with daily practice.

Revision addition wheels

1)

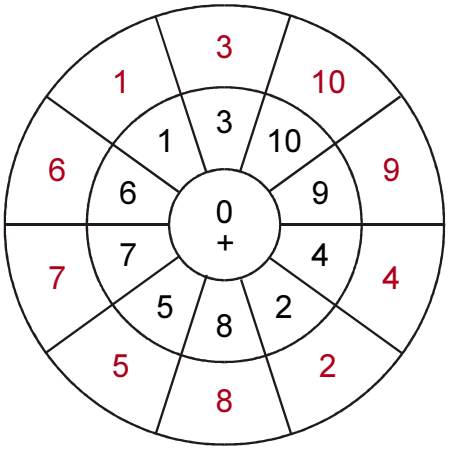

2)

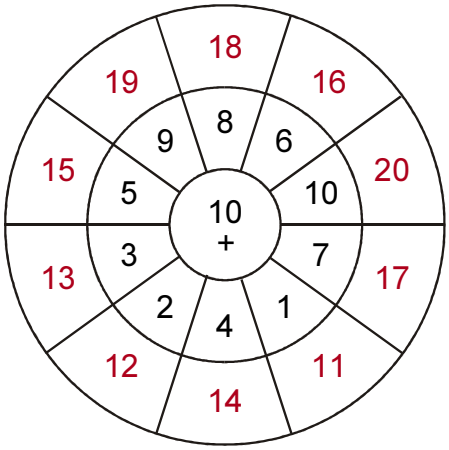

3)

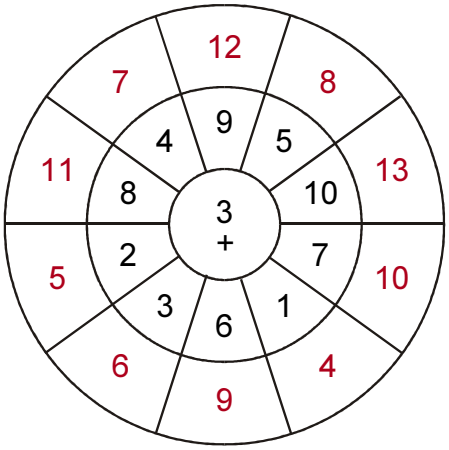

4)

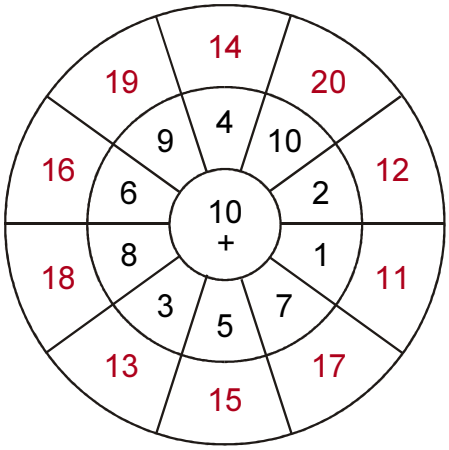

Pairs to ten wheels

5)

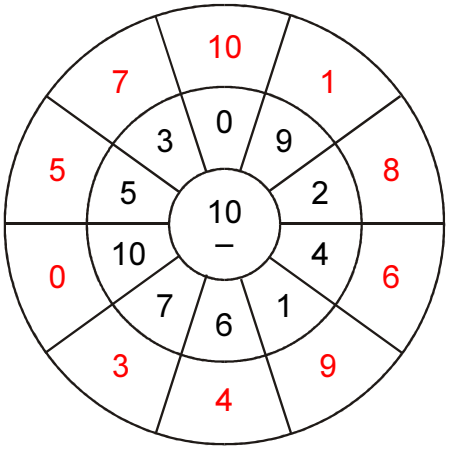

6)

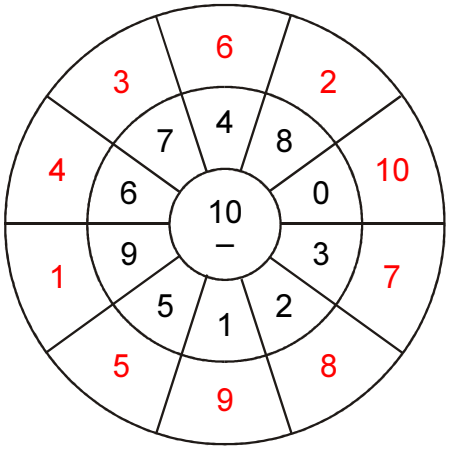

Homework **(+, –) Doubles +1: 7 [A]**

PROFESSOR PETE'S CLASSROOM

∓	1	2	3	Rnbw	0&10	Dble	Dble+1	9	8	All

Doubles +1

1) 7 + 7 = 14
2) 6 + 6 = 12
3) 9 + 10 = 19
4) 5 + 5 = 10
5) 9 + 9 = 18
6) 5 + 6 = 11
7) 3 + 4 = 7
8) 8 + 9 = 17
9) 6 + 7 = 13
10) 4 + 4 = 8
11) 7 + 8 = 15
12) 3 + 3 = 6
13) 5 + 5 = 10
14) 8 + 9 = 17
15) 8 + 8 = 16
16) 4 + 5 = 9
17) 8 + 8 = 16
18) 5 + 6 = 11
19) 2 + 2 = 4
20) 2 + 3 = 5

Related to doubles +1

41) 9 – 4 = 5
42) 9 – 4 = 5
43) 11 – 5 = 6
44) 8 – 4 = 4
45) 7 – 3 = 4
46) 14 – 7 = 7
47) 11 – 5 = 6
48) 8 – 4 = 4
49) 8 – 4 = 4
50) 13 – 6 = 7
51) 8 – 4 = 4
52) 17 – 8 = 9
53) 16 – 8 = 8
54) 9 – 4 = 5
55) 14 – 7 = 7
56) 15 – 7 = 8
57) 10 – 5 = 5
58) 15 – 7 = 8
59) 10 – 5 = 5
60) 6 – 3 = 3

Turn arounds

21) 8 + 7 = 15
22) 9 + 8 = 17
23) 6 + 6 = 12
24) 9 + 9 = 18
25) 8 + 8 = 16
26) 4 + 4 = 8
27) 7 + 6 = 13
28) 3 + 2 = 5
29) 10 + 9 = 19
30) 5 + 4 = 9
31) 7 + 6 = 13
32) 6 + 5 = 11
33) 5 + 5 = 10
34) 6 + 6 = 12
35) 7 + 7 = 14
36) 7 + 7 = 14
37) 8 + 7 = 15
38) 4 + 3 = 7
39) 3 + 3 = 6
40) 2 + 2 = 4

Turn arounds

61) 9 – 4 = 5
62) 8 – 4 = 4
63) 12 – 6 = 6
64) 10 – 5 = 5
65) 8 – 4 = 4
66) 6 – 3 = 3
67) 11 – 5 = 6
68) 13 – 6 = 7
69) 15 – 7 = 8
70) 8 – 4 = 4
71) 14 – 7 = 7
72) 16 – 8 = 8
73) 11 – 5 = 6
74) 15 – 7 = 8
75) 7 – 3 = 4
76) 9 – 4 = 5
77) 9 – 4 = 5
78) 17 – 9 = 8
79) 10 – 5 = 5
80) 14 – 7 = 7

Doubles +1 revision

81) 8 + 9 = 17
82) 6 + 5 = 11
83) 5 + 4 = 9
84) 4 + 3 = 7
85) 4 + 5 = 9
86) 5 + 6 = 11
87) 8 + 7 = 15
88) 3 + 2 = 5
89) 7 + 8 = 15
90) 7 + 6 = 13
91) 8 + 7 = 15
92) 5 + 6 = 11
93) 7 + 6 = 13
94) 4 + 3 = 7
95) 6 + 5 = 11
96) 8 + 9 = 17
97) 7 + 8 = 15
98) 4 + 5 = 9
99) 5 + 4 = 9
100) 3 + 4 = 7

This worksheet is part of the Professor Pete's Classroom eBook "Ten Minutes a Day 1: Addition & Subtraction Revision Worksheets". The recommended teaching sequence is shown in the bar at the top of this sheet. Doubles +1 number facts are taught using a THINK OF DOUBLES strategy: once doubles are memorized, any double plus one fact is easily found by counting on one more. Doubles plus one facts are recognized by the pairing of two numbers that are consecutive counting numbers, their sum equalling double the smaller number plus one more.

Licensed for unlimited copying by original purchaser only.

PROFESSOR PETE'S CLASSROOM

∓	1	2	3	Rnbw	0&10	Dble	Dble+1	9	8	All

This worksheet is part of the Professor Pete's Classroom eBook "Ten Minutes a Day 1: Addition & Subtraction Revision Worksheets". Completing the wheels help your child remember their numbers facts with daily practice.

Revision addition wheels

1)

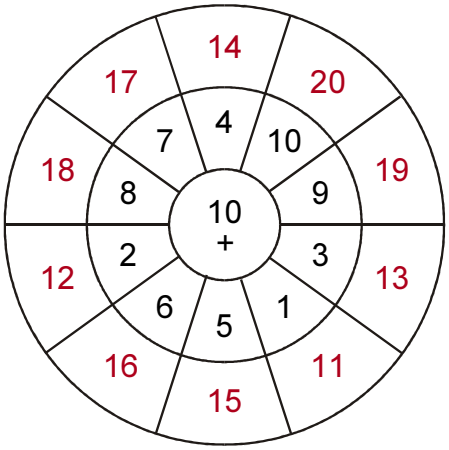

2)

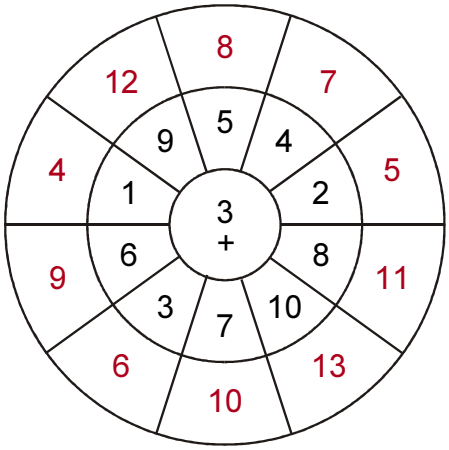

3)

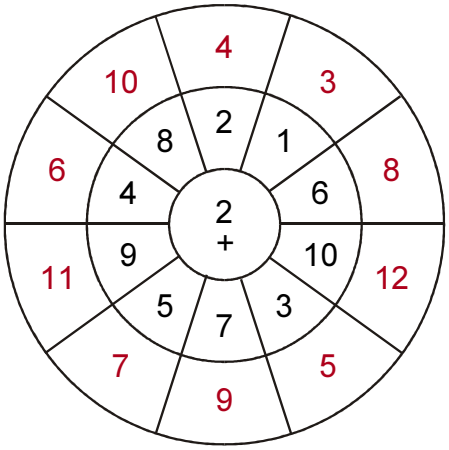

4)

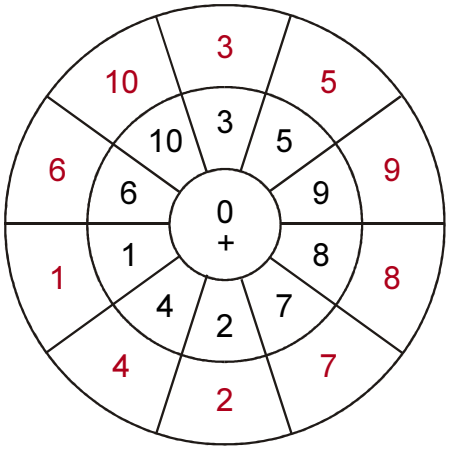

Pairs to ten wheels

5)

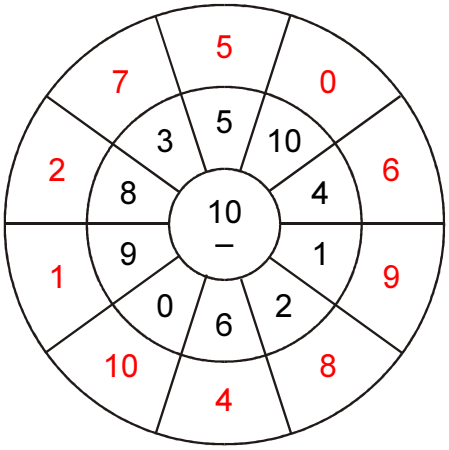

6)

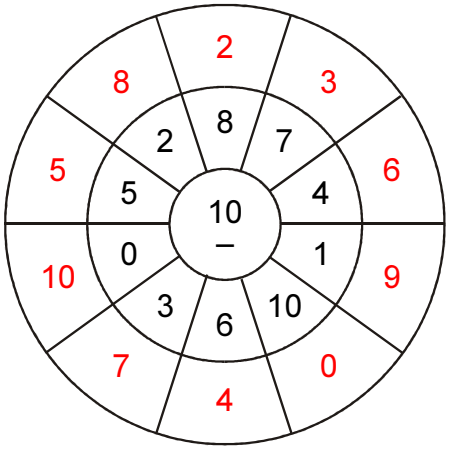

Homework **+9, –9 Near 10: 8 [A]**

PROFESSOR PETE'S CLASSROOM

∓	1	2	3	Rnbw	0&10	Dble	Dble+1	9	8	All

+9 (near 10)

1) 3 + 10 = 13
2) 0 + 9 = 9
3) 5 + 10 = 15
4) 3 + 9 = 12
5) 4 + 9 = 13
6) 6 + 10 = 16
7) 7 + 10 = 17
8) 6 + 9 = 15
9) 6 + 9 = 15
10) 4 + 9 = 13
11) 7 + 9 = 16
12) 2 + 9 = 11
13) 8 + 9 = 17
14) 8 + 9 = 17
15) 8 + 10 = 18
16) 5 + 9 = 14
17) 4 + 10 = 14
18) 9 + 9 = 18
19) 5 + 9 = 14
20) 7 + 9 = 16

–9 (near 10)

41) 18 – 9 = 9
42) 17 – 9 = 8
43) 17 – 10 = 7
44) 16 – 9 = 7
45) 17 – 9 = 8
46) 16 – 9 = 7
47) 14 – 10 = 4
48) 15 – 10 = 5
49) 18 – 10 = 8
50) 15 – 9 = 6
51) 14 – 9 = 5
52) 16 – 10 = 6
53) 13 – 9 = 4
54) 13 – 9 = 4
55) 11 – 9 = 2
56) 14 – 9 = 5
57) 15 – 9 = 6
58) 12 – 9 = 3
59) 13 – 10 = 3
60) 12 – 9 = 3

+9 Turn arounds

21) 10 + 4 = 14
22) 9 + 0 = 9
23) 9 + 9 = 18
24) 10 + 5 = 15
25) 9 + 4 = 13
26) 9 + 8 = 17
27) 9 + 7 = 16
28) 10 + 6 = 16
29) 9 + 8 = 17
30) 9 + 3 = 12
31) 9 + 4 = 13
32) 9 + 5 = 14
33) 9 + 1 = 10
34) 9 + 6 = 15
35) 9 + 6 = 15
36) 10 + 7 = 17
37) 9 + 7 = 16
38) 10 + 8 = 18
39) 9 + 5 = 14
40) 9 + 2 = 11

Difference of 9

61) 12 – 3 = 9
62) 15 – 6 = 9
63) 17 – 7 = 10
64) 12 – 3 = 9
65) 14 – 5 = 9
66) 15 – 5 = 10
67) 16 – 6 = 10
68) 17 – 8 = 9
69) 12 – 2 = 10
70) 15 – 6 = 9
71) 13 – 4 = 9
72) 16 – 7 = 9
73) 14 – 4 = 10
74) 13 – 3 = 10
75) 14 – 5 = 9
76) 15 – 9 = 6
77) 17 – 8 = 9
78) 13 – 4 = 9
79) 16 – 7 = 9
80) 14 – 9 = 5

+9 revision

81) 9 + 3 = 12
82) 9 + 10 = 19
83) 9 + 6 = 15
84) 9 + 7 = 16
85) 9 + 2 = 11
86) 9 + 8 = 17
87) 9 + 5 = 14
88) 9 + 4 = 13
89) 9 + 9 = 18
90) 9 + 4 = 13
91) 1 + 9 = 10
92) 8 + 9 = 17
93) 0 + 9 = 9
94) 9 + 9 = 18
95) 10 + 9 = 19
96) 4 + 9 = 13
97) 6 + 9 = 15
98) 5 + 9 = 14
99) 7 + 9 = 16
100) 3 + 9 = 12

This worksheet is part of the Professor Pete's Classroom eBook "Ten Minutes a Day 1: Addition & Subtraction Revision Worksheets". The recommended teaching sequence is shown in the bar at the top of this sheet. Plus 9 number facts are taught using a NEAR TEN strategy: encourage students to think of adding ten, then subtracting one. Take 9 facts are similar, encourage students to think of taking ten, then adding one. The difference of 9 requires students to think of taking the ones from the teen number, then taking one more. Ten frames are excellent for explaining these facts.

Licensed for unlimited copying by original purchaser only.

Homework **+9, –9 Near 10: 8 [B]**

PROFESSOR PETE'S CLASSROOM

∓	1	2	3	Rnbw	0&10	Dble	Dble+1	9	8	All

This worksheet is part of the Professor Pete's Classroom eBook "Ten Minutes a Day 1: Addition & Subtraction Revision Worksheets". Completing the wheels help your child remember their numbers facts with daily practice.

+9 Addition wheels

1)

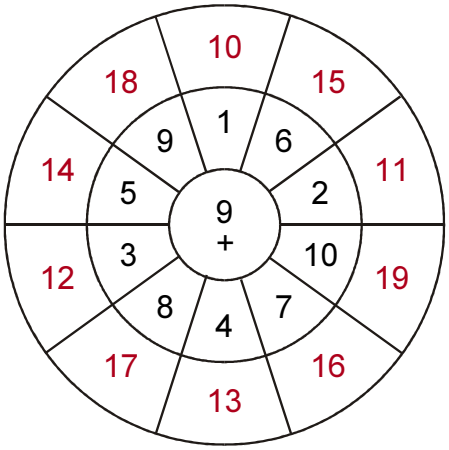

2)

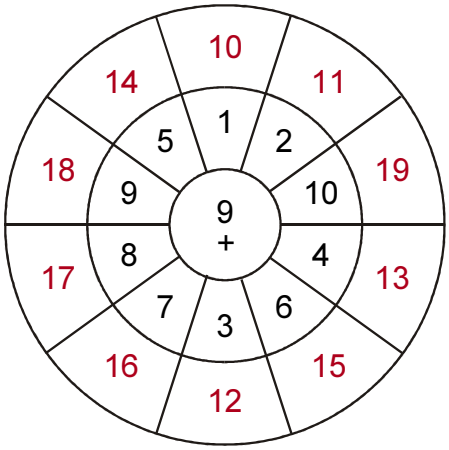

3)

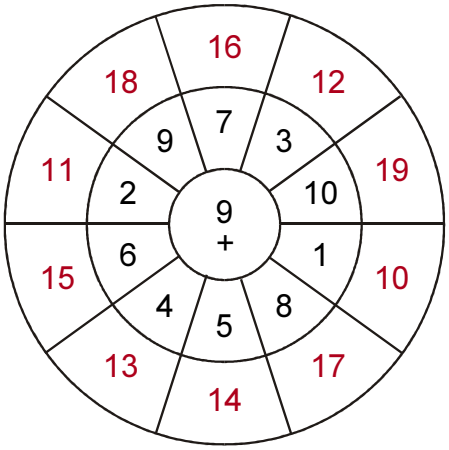

4)

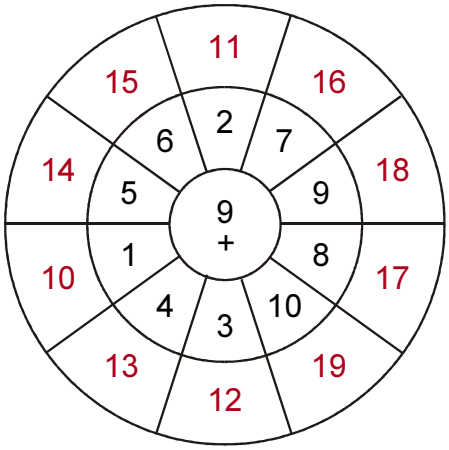

Pairs to ten wheels

5)

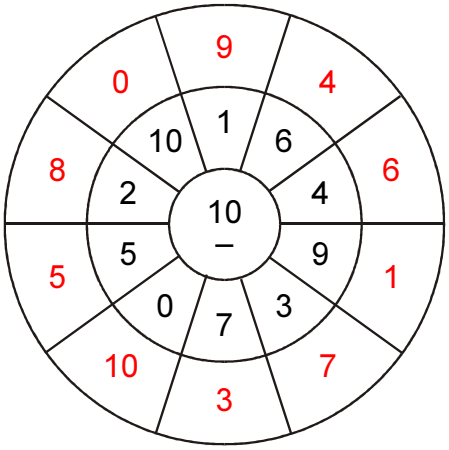

6)

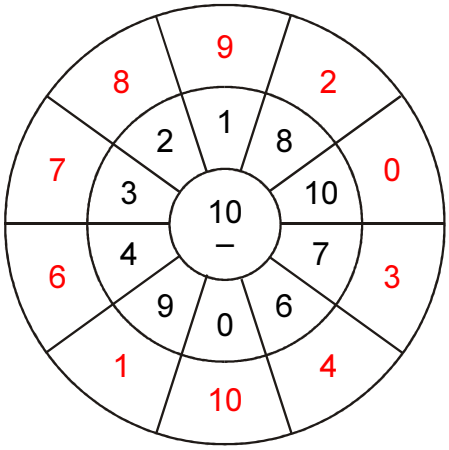

Homework **+8, –8 Near 10: 9 [A]**

PROFESSOR PETE'S CLASSROOM

∓	1	2	3	Rnbw	0&10	Dble	Dble+1	9	8	All

+8 (near 10)

1) 4 + 10 = 14
2) 4 + 8 = 12
3) 9 + 10 = 19
4) 9 + 8 = 17
5) 5 + 10 = 15
6) 5 + 8 = 13
7) 6 + 10 = 16
8) 6 + 8 = 14
9) 7 + 10 = 17
10) 7 + 8 = 15
11) 8 + 10 = 18
12) 8 + 8 = 16
13) 3 + 10 = 13
14) 3 + 8 = 11
15) 5 + 8 = 13
16) 4 + 8 = 12
17) 3 + 8 = 11
18) 2 + 8 = 10
19) 7 + 8 = 15
20) 6 + 8 = 14

Difference of 8

41) 12 – 2 = 10
42) 12 – 4 = 8
43) 17 – 7 = 10
44) 17 – 9 = 8
45) 14 – 4 = 10
46) 14 – 6 = 8
47) 13 – 3 = 10
48) 13 – 5 = 8
49) 16 – 6 = 10
50) 16 – 8 = 8
51) 15 – 5 = 10
52) 15 – 7 = 8
53) 11 – 3 = 8
54) 14 – 6 = 8
55) 10 – 8 = 2
56) 8 – 0 = 8
57) 13 – 5 = 8
58) 14 – 6 = 8
59) 12 – 8 = 4
60) 13 – 5 = 8

Turn arounds

21) 10 + 3 = 13
22) 8 + 3 = 11
23) 10 + 8 = 18
24) 8 + 8 = 16
25) 10 + 6 = 16
26) 8 + 6 = 14
27) 10 + 7 = 17
28) 8 + 7 = 15
29) 10 + 5 = 15
30) 8 + 5 = 13
31) 10 + 4 = 14
32) 8 + 4 = 12
33) 10 + 1 = 11
34) 3 + 10 = 13
35) 1 + 4 = 5
36) 6 + 2 = 8
37) 3 + 1 = 4
38) 4 + 10 = 14
39) 0 + 0 = 0
40) 4 + 5 = 9

Difference of 8, –8

61) 10 – 8 = 2
62) 11 – 8 = 3
63) 14 – 6 = 8
64) 10 – 8 = 2
65) 12 – 4 = 8
66) 13 – 5 = 8
67) 8 – 8 = 0
68) 13 – 5 = 8
69) 12 – 4 = 8
70) 15 – 7 = 8
71) 16 – 8 = 8
72) 13 – 8 = 5
73) 17 – 9 = 8
74) 16 – 8 = 8
75) 18 – 8 = 10
76) 12 – 8 = 4
77) 10 – 8 = 2
78) 14 – 8 = 6
79) 15 – 7 = 8
80) 11 – 8 = 3

+8 revision

81) 8 + 4 = 12
82) 8 + 9 = 17
83) 8 + 2 = 10
84) 8 + 6 = 14
85) 8 + 7 = 15
86) 8 + 3 = 11
87) 8 + 5 = 13
88) 8 + 8 = 16
89) 8 + 10 = 18
90) 8 + 8 = 16
91) 7 + 8 = 15
92) 5 + 8 = 13
93) 10 + 8 = 18
94) 4 + 8 = 12
95) 8 + 8 = 16
96) 1 + 8 = 9
97) 9 + 8 = 17
98) 2 + 8 = 10
99) 6 + 8 = 14
100) 3 + 8 = 11

This worksheet is part of the Professor Pete's Classroom eBooks "Ten Minutes a Day 1: Addition & Subtraction Revision Worksheets". The recommended teaching sequence is shown in the bar at the top of this sheet. Plus 8 number facts are taught using a NEAR TEN strategy: encourage students to think of adding ten, then subtracting two. Minus 8 facts are similar, encourage students to think of taking ten, then adding two. The difference of 8 requires students to think of taking the ones from the teen number, then taking two more. Ten frames are excellent for explaining these facts.

Licensed for unlimited copying by original purchaser only.

Homework **+8, –8 Near 10: 9 [B]**

PROFESSOR PETE'S CLASSROOM

∓	1	2	3	Rnbw	0&10	Dble	Dble+1	9	8	All

This worksheet is part of the Professor Pete's Classroom eBook "Ten Minutes a Day 1: Addition & Subtraction Revision Worksheets". Completing the wheels help your child remember their numbers facts with daily practice.

+8 Addition wheels

1)

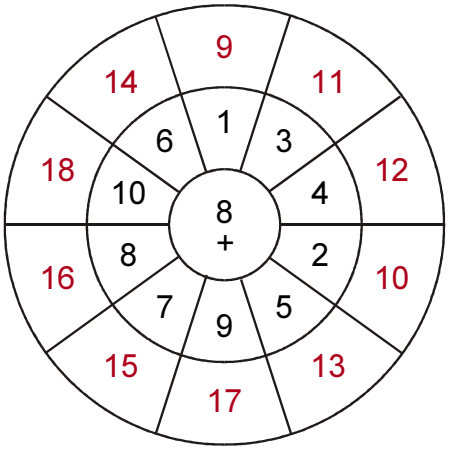

2)

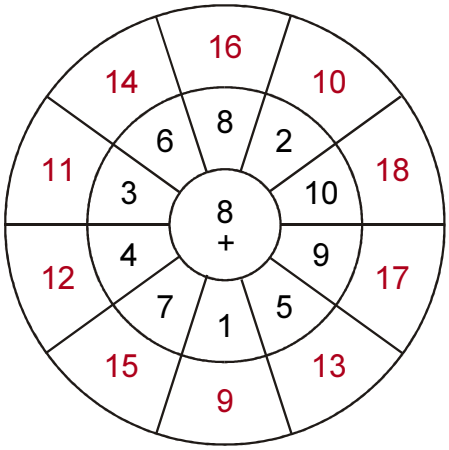

3)

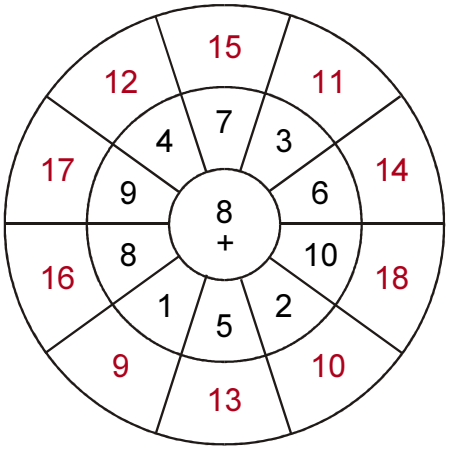

4)

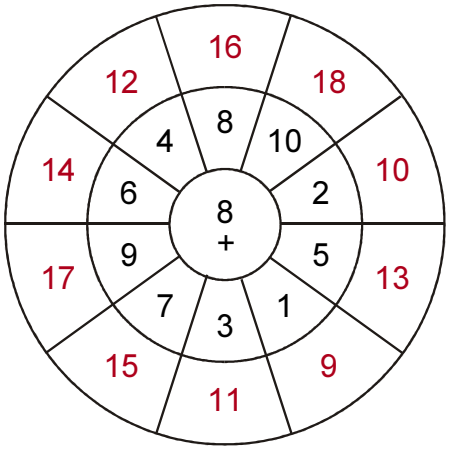

Pairs to ten wheels

5)

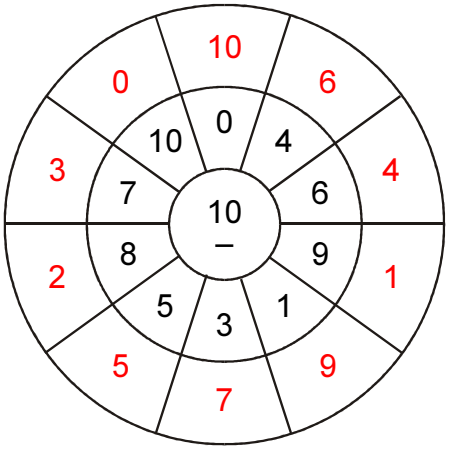

6)

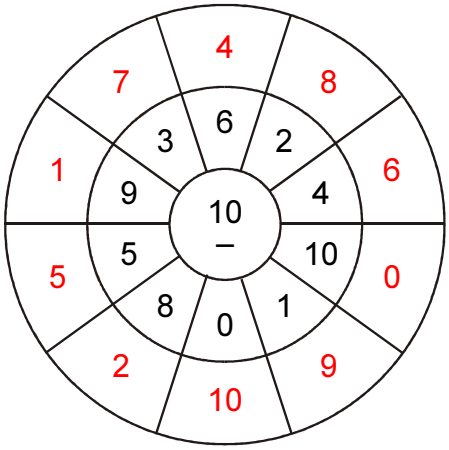

Homework **+, – Remaining Facts: 10 [A]**

PROFESSOR PETE'S CLASSROOM

∓	1	2	3	Rnbw	0&10	Dble	Dble+1	9	8	All

Remaining addition facts (4+7) (5+7)

1) 7 + 4 = 11
2) 7 + 4 = 11
3) 7 + 5 = 12
4) 7 + 4 = 11
5) 5 + 7 = 12
6) 4 + 7 = 11
7) 5 + 7 = 12
8) 4 + 7 = 11
9) 5 + 7 = 12
10) 7 + 5 = 12

Related remaining subtraction facts

11) 11 – 7 = 4
12) 12 – 7 = 5
13) 11 – 7 = 4
14) 11 – 7 = 4
15) 12 – 7 = 5
16) 12 – 7 = 5
17) 11 – 7 = 4
18) 12 – 7 = 5
19) 11 – 7 = 4
20) 11 – 7 = 4

Missing number revision

21) 9 + 4 = 13
22) 7 + 2 = 9
23) 8 + 6 = 14
24) 4 + 8 = 12
25) 4 + 6 = 10
26) 7 + 4 = 11
27) 8 + 8 = 16
28) 5 + 10 = 15
29) 6 + 7 = 13
30) 7 + 7 = 14
31) 4 + 3 = 7
32) 3 + 5 = 8
33) 9 + 9 = 18
34) 5 + 4 = 9
35) 7 + 9 = 16
36) 5 + 6 = 11
37) 4 + 2 = 6
38) 6 + 6 = 12
39) 7 + 5 = 12
40) 3 + 8 = 11
41) 9 + 7 = 16
42) 7 + 8 = 15
43) 3 + 9 = 12
44) 9 + 8 = 17
45) 7 + 3 = 10
46) 8 + 7 = 15
47) 8 + 2 = 10
48) 3 + 4 = 7
49) 4 + 5 = 9
50) 9 + 2 = 11

Addition revision

51) 7 + 6 = 13
52) 9 + 9 = 18
53) 6 + 9 = 15
54) 5 + 5 = 10
55) 5 + 4 = 9
56) 5 + 9 = 14
57) 6 + 4 = 10
58) 3 + 6 = 9
59) 9 + 7 = 16
60) 3 + 9 = 12
61) 2 + 7 = 9
62) 2 + 5 = 7
63) 7 + 5 = 12
64) 6 + 6 = 12
65) 3 + 5 = 8
66) 4 + 8 = 12
67) 5 + 6 = 11
68) 6 + 5 = 11
69) 9 + 6 = 15
70) 8 + 4 = 12
71) 9 + 4 = 13
72) 2 + 8 = 10
73) 9 + 5 = 14
74) 4 + 9 = 13
75) 3 + 8 = 11
76) 8 + 5 = 13
77) 8 + 9 = 17
78) 4 + 4 = 8
79) 3 + 4 = 7
80) 6 + 7 = 13

Subtraction revision

81) 6 – 4 = 2
82) 7 – 2 = 5
83) 12 – 5 = 7
84) 4 – 2 = 2
85) 15 – 6 = 9
86) 10 – 3 = 7
87) 15 – 9 = 6
88) 6 – 2 = 4
89) 9 – 3 = 6
90) 11 – 8 = 3
91) 11 – 5 = 6
92) 8 – 5 = 3
93) 16 – 7 = 9
94) 17 – 8 = 9
95) 12 – 6 = 6
96) 14 – 7 = 7
97) 13 – 5 = 8
98) 18 – 9 = 9
99) 11 – 4 = 7
100) 13 – 7 = 6

This worksheet is part of the Professor Pete's Classroom eBook "Ten Minutes a Day 1: Addition & Subtraction Revision Worksheets". Once the previous recommended strategies have been learned, there are just two pairs of addition facts which remain: 7+4 and 7+5, and their turnaround facts. These facts can be learned as special cases, and students can be encouraged to think of related facts that help to memorize them. For example, 7+4 is just one more than the rainbow fact 7+3. A pair of ten frames can be used to illustrate 7+5, which will show that this sum is the same as double five plus two, or 12. The remainder of this worksheet includes revision of all strategies from previous worksheet sets.

Licensed for unlimited copying by original purchaser only.

PROFESSOR PETE'S CLASSROOM

∓	1	2	3	Rnbw	0&10	Dble	Dble+1	9	8	All

This worksheet is part of the Professor Pete's Classroom eBook "Ten Minutes a Day 1: Addition & Subtraction Revision Worksheets". Completing the wheels help your child remember their numbers facts with daily practice.

Revision addition wheels

1)

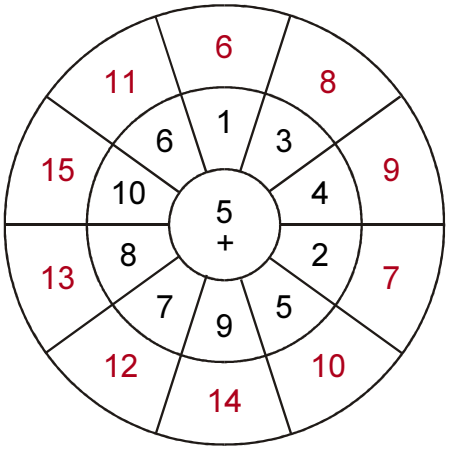

2)

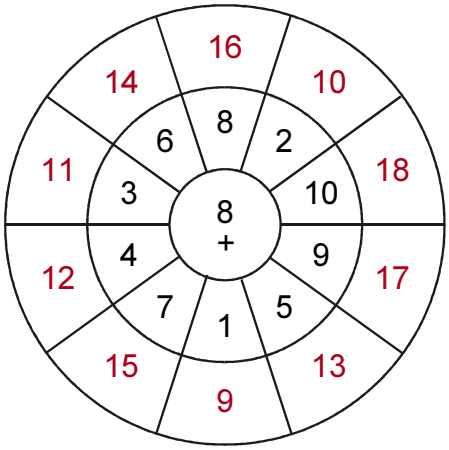

3)

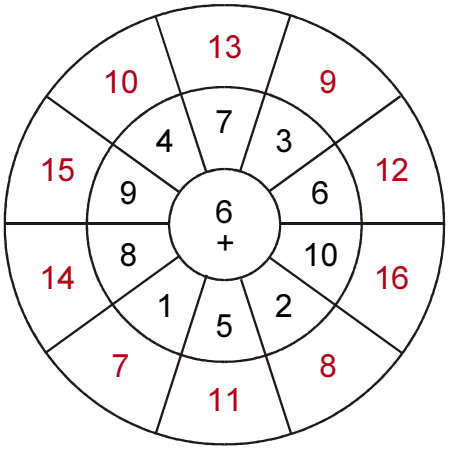

4)

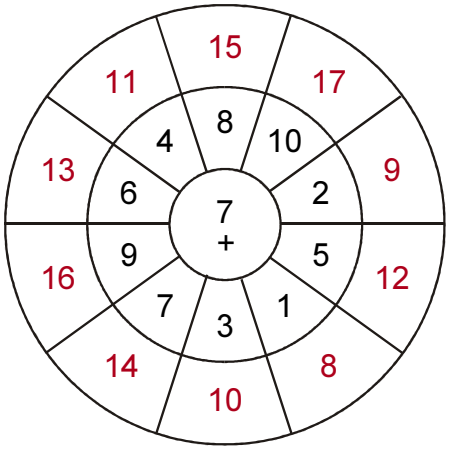

Pairs to ten wheels

5)

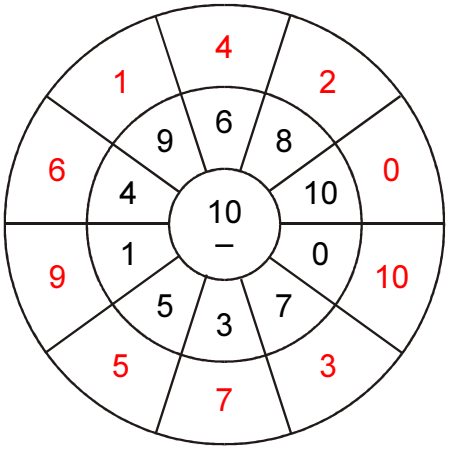

6)

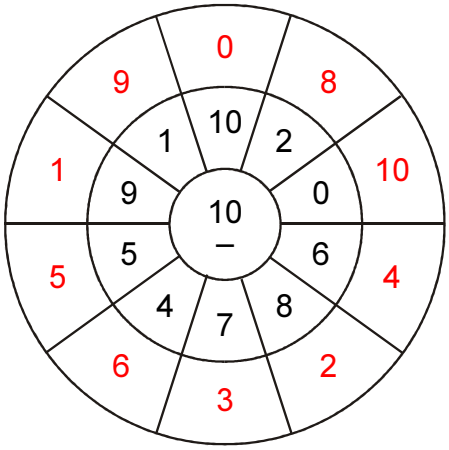

Ten Minutes a Day Level 1: Addition & Subtraction Revision Worksheets

By Trish Price & Peter Price

Published by Professor Pete's Classroom

www.professorpetesclassroom.com

ISBN: 978-0-9871501-6-5

ISBN 978-0-9871501-6-5
90000 >
9 780987 150165