
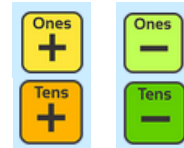



- Count forwards or backwards** with the Easy Place Value Gadget, alternating between counting in ones, in 2s, in 5s or in 10s.

 - **Select** materials of choice, e.g. bundling sticks
 - **Select "1", "2" or "5"**. Click on the "1" button to select **OR Select "+" or "-"** in the Tens place
 - **Start** at various numbers
 - **Use** the "+" or "-" button to count forwards or backwards in your chosen value
 - Change to different materials such as Unifix cubes, and count again
 - Comp



- Count** mater tens.
- Count** group for the

PROFESSOR PETE'S CLASSROOM

This is a

PREVIEW

Subscribe today for a whole year's access to ALL our worksheets and videos!



Already a subscriber? Log in to download the full version of this worksheet.

different ng of the tand the out waiting



animations off

NAME:

Skip Counting in 1s, 2s, 5s, 10s to/from 99: 2 [A]



Work out the counting pattern. Fill in the missing numbers.

1.

23	33	43					
----	----	----	--	--	--	--	--

2.

			56	54	52		
--	--	--	----	----	----	--	--

3.

7

4.

45

5.



This is a

PREVIEW

Subscribe today for a whole year's access to ALL our worksheets and videos!



Already a subscriber? Log in to download the full version of this worksheet.

6.

	80				60		50
--	----	--	--	--	----	--	----

7.

		71		51		31	
--	--	----	--	----	--	----	--

NAME:

Skip Counting in 1s, 2s, 5s, 10s to/from 99: 2 [B]



Work out the counting pattern. Fill in the missing numbers.

1.

				63	62	61	
--	--	--	--	----	----	----	--

2.

			40	30	20		
--	--	--	----	----	----	--	--

3.

4.

5.

67

2



This is a

PREVIEW

Subscribe today for a whole year's access to ALL our worksheets and videos!



Already a subscriber? Log in to download the full version of this worksheet.

6.

	94			79		69	64
--	----	--	--	----	--	----	----

7.

		59		39		19	
--	--	----	--	----	--	----	--