

Skip Counting

This activity focuses on the use of bundling sticks to show what is actually happening as we count by tens. It is very easy for students to chant a pattern of number names without understanding the mathematics behind the pattern.




Prerequisite: If you have not already introduced the numbers to 99 using Unifix cubes or similar, and have students counting in ones and twos, then do so before using this lesson plan.

Skip counting should be introduced in 2 phases:

- Use real concrete materials and the attached Tens & Ones chart
- Count with the Easy Place Value Gadget

1. Set up rubber bands
2. Revise
3. Clear t
- Put ou
- Start v
- Then a
- Note t
- Contir

4. Introduce using the Easy Place Value Gadget, once students are familiar with the context of counting with real concrete materials
 - **Select** bundling sticks
 - Start at any single-digit number such as 7 and counting forwards by tens. Use the Tens “+” and “-” buttons in the tool panel or in the Tens place
 - The “+” or “-” button will now count in 10s
 - Select different materials such as Unifix cubes, and count again
 - Complete worksheets



Tens

Ones



This is a

PREVIEW

Subscribe today for a whole
year's access to ALL our
worksheets and videos!



Already a subscriber? Log in to download the full version of this worksheet.

NAME:

Skip Counting Forwards in 10s to 99: 1 [A]



Counting in 10s. Fill in the missing numbers.

1.

0	10	20					
---	----	----	--	--	--	--	--

2.

4	14	24					
---	----	----	--	--	--	--	--

3.

24							
5.	13						

6.

		42	52			82	
--	--	----	----	--	--	----	--

7.

	27	37			67		
--	----	----	--	--	----	--	--