

**Bingo**

- \* Print Bingo cards, cut in half, and laminate.
- \* Hand out one card to each student.
- \* Give each student a handful of counters.
- \* Call out numbers from 1 to 100 by way of questions suitable for your students. Examples:
  - ◇ Tens and ones numbers "50+3"
  - ◇ Addition / subtraction number facts "9+8"; extended addition / subtraction number facts "42+9"
  - ◇ Multiplication tables "8x8"; division tables "15÷3"
  - ◇ For a quick start to the game, call out "all odd numbers", "all multiples of 9"

- \* k  
c  
r

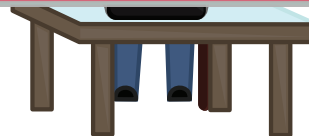


This is a  
**PREVIEW**  
Subscribe today for a whole  
year's access to ALL our  
worksheets and videos!





Already a subscriber? Log in to download the full version of this worksheet.

0	1								
10	11								
20	21								
30	31								
40	41								
50	51								
60	61	62	63	64	65	66	67	68	69
70	71	72	73	74	75	76	77	78	79
80	81	82	83	84	85	86	87	88	89
90	91	92	93	94	95	96	97	98	99



SCROLLING HUNDREDS BOARD

5	24			61	91
	30	42	50	66	95
18		46	55		99
22	<div data-bbox="272 764 1349 1329" style="border: 2px solid red; padding: 10px;">  <p style="text-align: center;">This is a</p> <h2 style="text-align: center; color: red;">PREVIEW</h2> <p style="text-align: center;">Subscribe today for a whole year's access to ALL our worksheets and videos!</p>  <p style="text-align: center; font-size: small;">Already a subscriber? Log in to download the full version of this worksheet.</p> </div>				
					Card 1
1					
15	30	56		67	92
		59	63	70	94
24	32	60		79	95
					Card 2

SCROLLING HUNDREDS BOARD

	33	45	63	70	89
3	34	50		74	
18		60	64	77	94
					100
					Card 3
4					
16		38	68	76	81
17	34	45	70		88
22	36	46		77	93
					Card 4



This is a

**PREVIEW**

Subscribe today for a whole year's access to ALL our worksheets and videos!



Already a subscriber? Log in to download the full version of this worksheet.