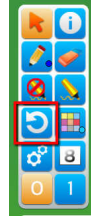


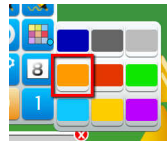
Instructions:

$64 - 3 = \underline{\quad}$

Click the Reset button, so that the Scrolling Hundred Board starts at 0



Click the Highlighter Shade button, select orange



Click the Hi

Click the hig
the cell

To subtract
highlight th

The answer
61



This is a

PREVIEW

Subscribe today for a whole
year's access to ALL our
worksheets and videos!



Already a subscriber? Log in to download the full version of this worksheet.



Instructions:

$76 - 24 = \underline{\quad}$

Strategy A: Mental math

Most people subtracting in their heads subtract the left-most digits first, then move to the right, dealing with the largest amounts first.

51	52	53	54	55	56
61	62	63	64	65	66
71	72	73	74	75	76

Highlight 76



51	52	53	54	55	56
61	62	63	64	65	66
71	72	73	74	75	76

76 take 20: change highlighter to orange and count back



51	52	53
61	62	63
71	72	73


 This is a
PREVIEW
 Subscribe today for a whole
 year's access to ALL our
 worksheets and videos!
 Already a subscriber? Log in to download the full version of this worksheet.




Strategy B
Using a writ
with the Scr
and the ans

Howing this
tens first,

51	52	53	54	55	56
61	62	63	64	65	66
71	72	73	74	75	76

71	72	73	74	75	76
81	82	83	84	85	86

76 take 4: change highlighter to yellow and count back
4 ones



51	52	53	54	55	56
61	62	63	64	65	66
71	72	73	74	75	76

72 take 20: change highlighter to orange, count back 2 tens
Answer: 52

SCROLLING HUNDRED BOARD

Instructions:

80	81	82	83	84	85	86	87	88	89
90	91	92	93	94	95	96	97	98	99

$93 - 5 = \underline{\quad}$

Start with the Scrolling Hundred Board at 0

Highlight 93



80	81	82	83	84	85	86	87	88	89
90	91	92	93	94	95	96	97	98	99

Add 5: change highlighter to yellow, count back 5 moving to next row.

Answer: 88






This is a
PREVIEW
Subscribe today for a whole
year's access to ALL our
worksheets and videos!



Already a subscriber? Log in to download the full version of this worksheet.

30	31	32
40	41	42
50	51	52
60	61	62

30	31	32
40	41	42
50	51	52
60	61	62



Answer: 37

$112 - 24 = \underline{\quad}$



Click the down arrow a few times to show the bridging over the hundred.

80	81	82	83	84	85	86	87	88	89
90	91	92	93	94	95	96	97	98	99
100	101	102	103	104	105	106	107	108	109
110	111	112	113	114	115	116	117	118	119

112 take 20: change highlighter to orange. count back 2 tens

92 take 4: change highlighter to yellow. count back 4

Answer: 88