


SCROLLING HUNDRED BOARD

Instructions: Set up the Scrolling Hundred Board Gadget with all cells hidden: sweep the Hide tool across the bottom green cells. Show only one cell by clicking it, e.g. 25



Ask students to tell what number comes directly after 25? "26"

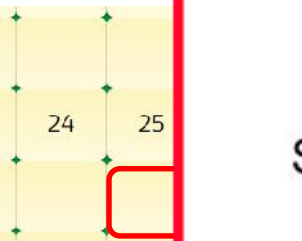


Click the Hide tool on the cell to show the number.

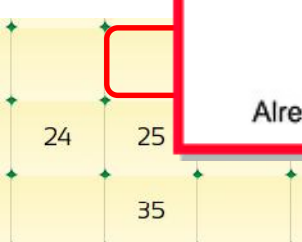


What number comes directly before 25? "24"

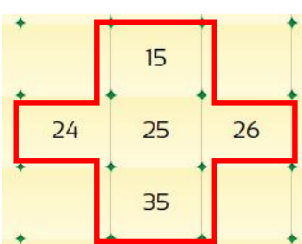
Click the Hide tool on the cell to show the number.



What number is ten more than 25 is it?



What number is ten less than 25?



"one ten less, 15"

Click the Hide tool on the cell to show the number.

Look at the patterns found in the 5 visible numbers. Ask students to complete the worksheet.

For larger numbers: scroll down using the single or double arrow.



Alternatively, enter a starting number in the keypad and click OK.

SCROLLING HUNDRED BOARD

Complete the cells: Write the numbers that come one before and one after, and ten before and ten after.

1)

	47	

2)


	62	

3)



This is a
PREVIEW

Subscribe today for a whole
year's access to ALL our
worksheets and videos!



Already a subscriber? Log in to download the full version of this worksheet.

5)

	54	

6)

	16	

Check your answers on the Scrolling Hundred Board. Set the starting number to 0 or 1, as required.

SCROLLING HUNDRED BOARD

Complete the cells: Write the numbers that come one before and one after, and ten before and ten after.

1)

	38	

2)

	41	

3)



This is a
PREVIEW

Subscribe today for a whole
year's access to ALL our
worksheets and videos!



Already a subscriber? Log in to download the full version of this worksheet.

5)

	88	

6)

	72	

Check your answers on the Scrolling Hundred Board. Set the starting number to 0 or 1, as required.