
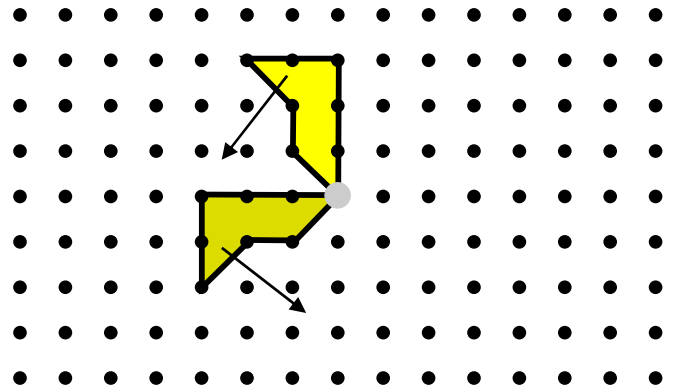


Rotational Symmetry: think of a shape rotating around a point.
 Each part of the image can be copied and pasted, rotating around the axis of symmetry.



Create your own shapes with rotational symmetry using the dots to help. Place a circle on the axis of symmetry and label it.



rotational symmetry



This is a

PREVIEW

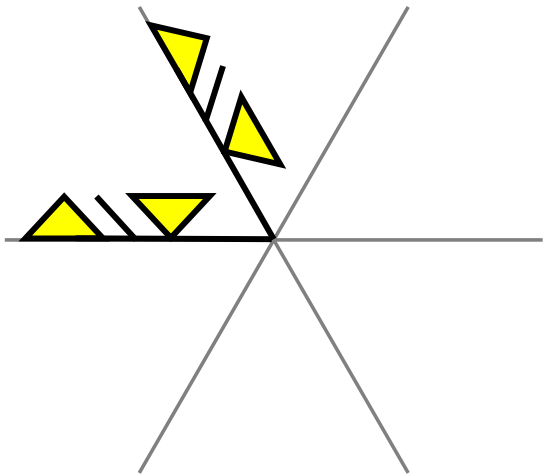
Subscribe today for a whole year's access to ALL our worksheets and videos!



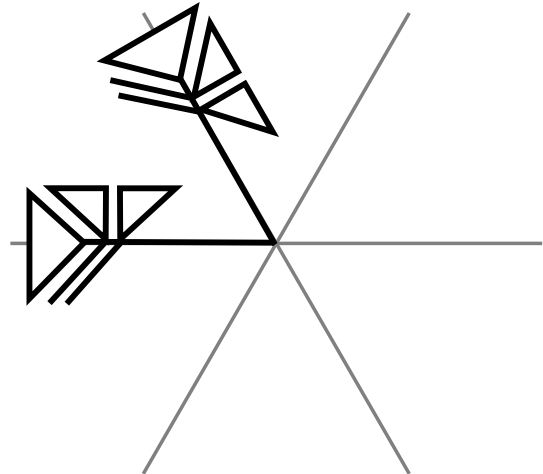
Already a subscriber? Log in to download the full version of this worksheet.

_____ symmetry

_____ symmetry



_____ symmetry




_____ symmetry

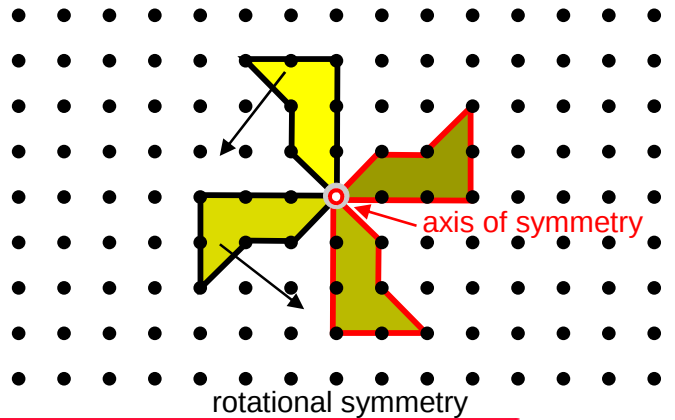
ANSWERS

Symmetry - reflectional or rotational

Rotational Symmetry: think of a shape rotating around a point.
Each part of the image can be copied and pasted, rotating around the axis of symmetry.



Create your own rotational symmetrical shapes using the dots to help. Place a circle on the axis of symmetry and label it.



This is a

PREVIEW

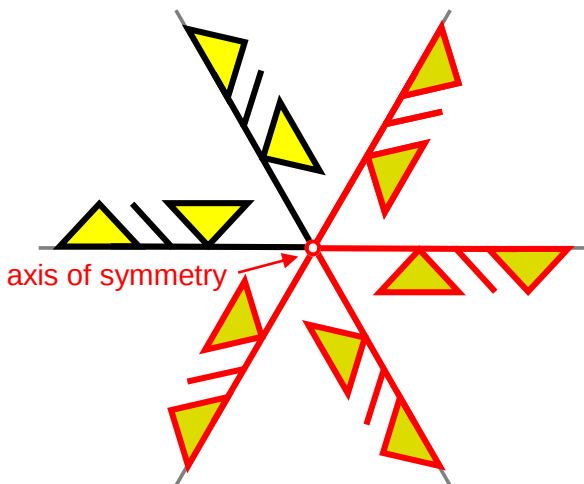
Subscribe today for a whole
year's access to ALL our
worksheets and videos!



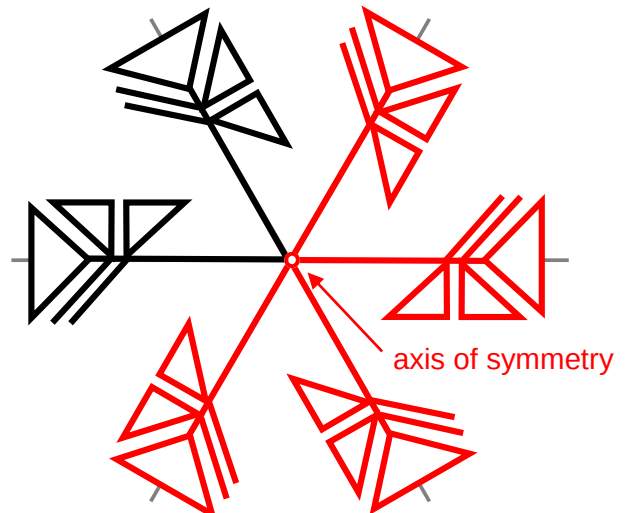
Already a subscriber? Log in to download the full version of this worksheet.

rotational symmetry

rotational symmetry



rotational symmetry



rotational symmetry