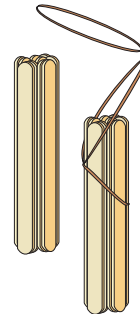


Teaching Strategies - Numbers to 100*

Using bundling sticks

Bundling sticks require students to be able to bundle a group of 10 sticks into a group of ten.

For this students will need practise at wrapping a rubber band around 10 sticks and unwrapping them (a good fine motor skill to learn). It is recommended that you choose a bag of bands with a size that requires just one twist of the band to secure it.



*Note that there is some debate about stopping at 99 as the hundreds place is not explored. Most students find that 99 is an unusual place to stop and automatically want to go to 100. Whilst 10 tens is shown, only write numbers to 99.

Counting the tens numbers

The "tens"
Some stu
"teen" an
If student
yet learne



This is a
PREVIEW

Subscribe today for a whole
year's access to ALL our
worksheets and videos!

Already a subscriber? Log in to download the full version of this worksheet.



ty... a
, not just

Have st
Count wit
hundred"
the fourth



"ten"



"twenty"



"thirty"



"forty"

Ask students to tell how many are here

Start with those tens that have the "name" and "ty" first

- forty*
- sixty
- seventy
- eighty
- ninety


Then introduce the others in order
of difficulty

- thirty
- fifty
- twenty


Lastly introduce the Ones with the Tens

*don't worry about the
spelling of forty yet

"10 tens a hundred" (although the hundreds place is
not covered here, students always want to go to this
number)

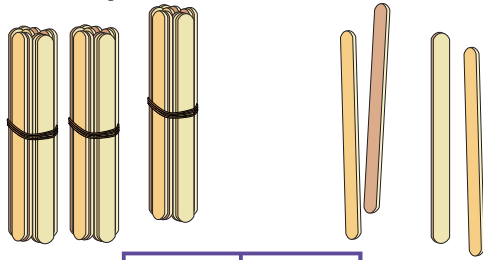


"sixty-four"

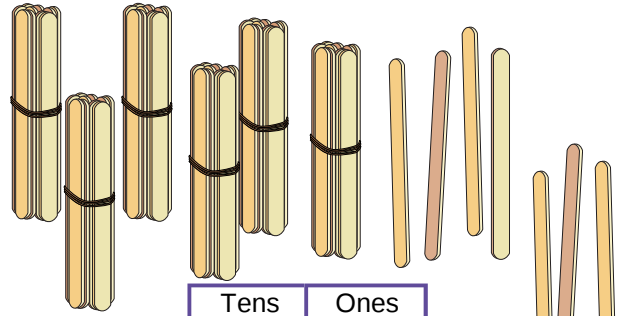




Write and say the number shown:



Tens	Ones



Tens	Ones



Tens	Ones



Tens	Ones



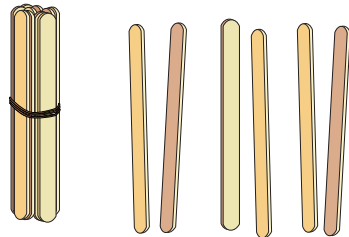
This is a

PREVIEW

Subscribe today for a whole year's access to ALL our worksheets and videos!



Already a subscriber? Log in to download the full version of this worksheet.



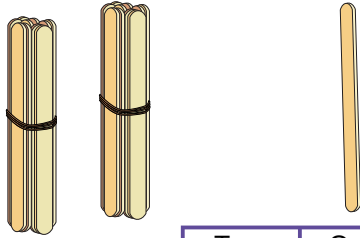
Tens	Ones



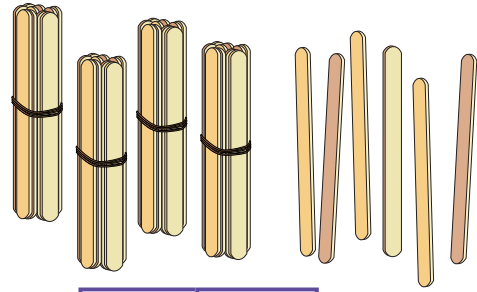
Tens	Ones



Write and say the number shown:




Tens	Ones



Tens	Ones



Tens	Ones



Tens	Ones



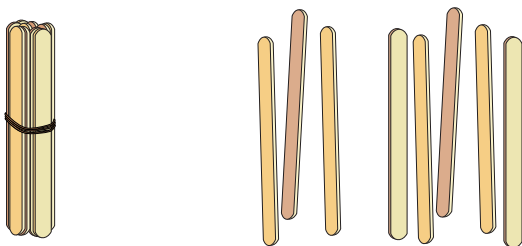
This is a

PREVIEW

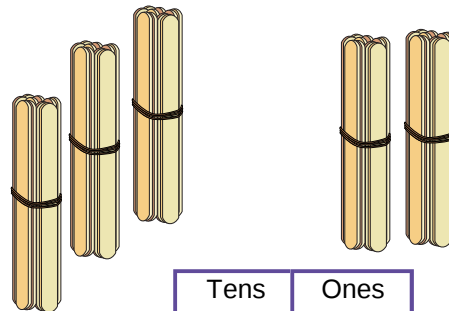
Subscribe today for a whole year's access to ALL our worksheets and videos!



Already a subscriber? Log in to download the full version of this worksheet.



Tens	Ones



Tens	Ones