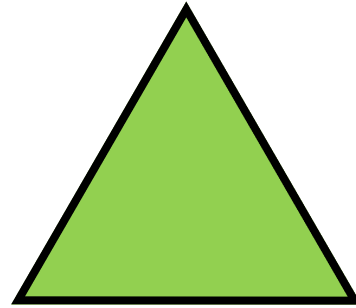



Place a mirror onto the picture and see if there is a position where the reflection matches the other half behind the mirror. This is called a "line of symmetry".

Draw the line or lines of symmetry onto the image. See if you can find them all.




This is a

**PREVIEW**

Subscribe today for a whole  
year's access to ALL our  
worksheets and videos!



Already a subscriber? Log in to download the full version of this worksheet.

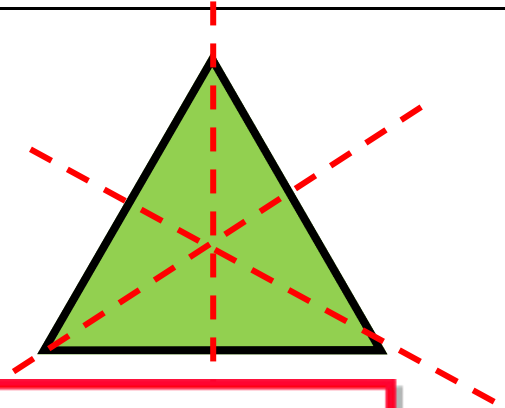
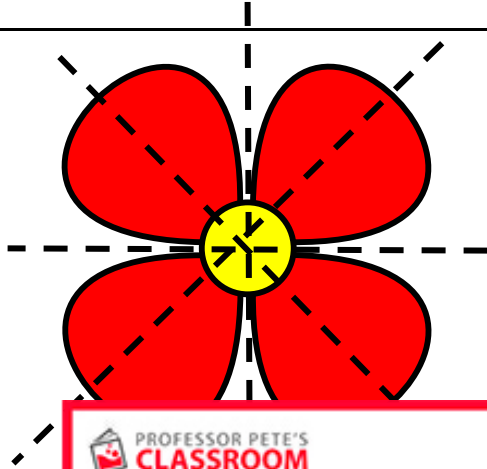


# ANSWERS

## Identifying Symmetry - multiple lines

Place a mirror onto the picture and see if there is a position where the reflection matches the other half behind the mirror. This is called a "line of symmetry".

Draw the line or lines of symmetry onto the image. See if you can find them all.



This is a

# PREVIEW

Subscribe today for a whole  
year's access to ALL our  
worksheets and videos!



Already a subscriber? Log in to download the full version of this worksheet.

