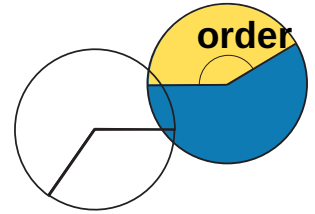


Draw lines from the objects to the line to show the angles in from the smallest to the largest:

Think: How far is the lid, hand or door rotating / opening?
Which one is opened the least?... the most?



You can use an Angle Disk for this activity (see template).

smallest angle

1



2

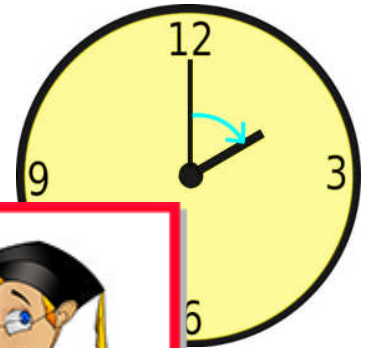


This is a
PREVIEW

Subscribe today for a whole
year's access to ALL our
worksheets and videos!

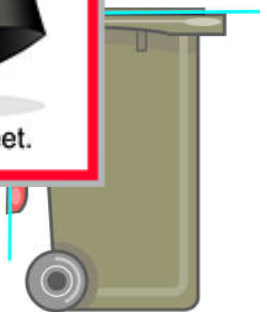
Already a subscriber? Log in to download the full version of this worksheet.






3

4



5

6



7

largest angle

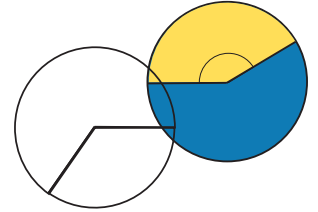
ANSWERS

Identify Angles as Measures of Turn

Draw lines from the objects to the line to show the angles in order from the smallest to the largest:

Think: How far is the lid, hand or door rotating / opening?

Which one is opened the least?... the most?



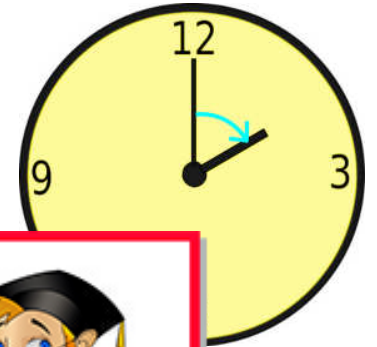
You can use an Angle Disk for this activity (see template).

smallest angle

1



2



3

PROFESSOR PETE'S CLASSROOM

This is a

PREVIEW

Subscribe today for a whole year's access to ALL our worksheets and videos!

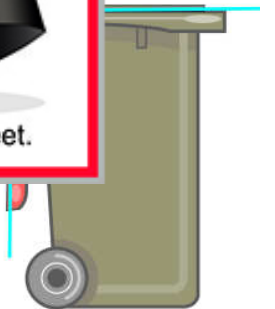
Already a subscriber? Log in to download the full version of this worksheet.




4




5



6



7



largest angle