

Draw lines from the objects to the line to show the angles in order from the smallest to the largest:

Think: How far is each object rotating or opening?

Under each angle write whether the angle is **acute**, **right**, **obtuse**, **straight** or **reflex**.

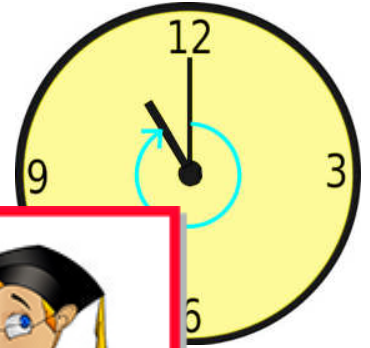
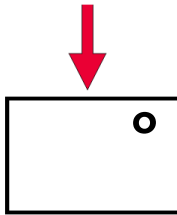
Use your protractor to measure and record the angles in degrees.



Measure and write each angle in degrees here.

smallest angle

1



2



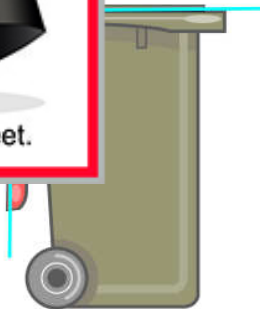
This is a
PREVIEW

Subscribe today for a whole
year's access to ALL our
worksheets and videos!



Already a subscriber? Log in to download the full version of this worksheet.

3

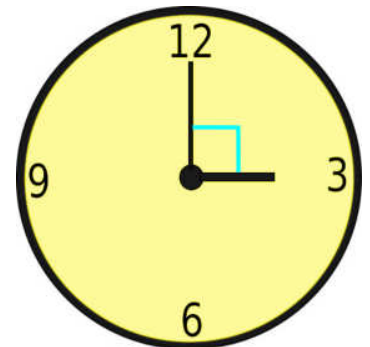



4

5



6



7



largest angle



ANSWERS

Measuring, Classifying and Ordering Angles

Draw lines from the objects to the line to show the angles in order from the smallest to the largest:

Think: How far is each object rotating or opening?

Under each angle write whether the angle is **acute**, **right**, **obtuse**, **straight** or **reflex**.

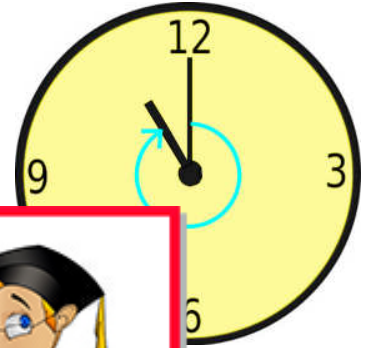
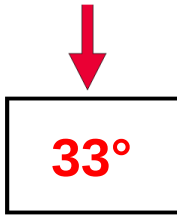
Use your protractor to measure and record the angles in degrees.



Measure and write each angle in degrees here.

smallest angle

1



2



This is a

PREVIEW

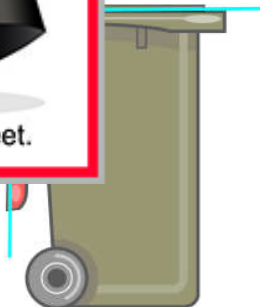
Subscribe today for a whole year's access to ALL our worksheets and videos!




Already a subscriber? Log in to download the full version of this worksheet.

3

4



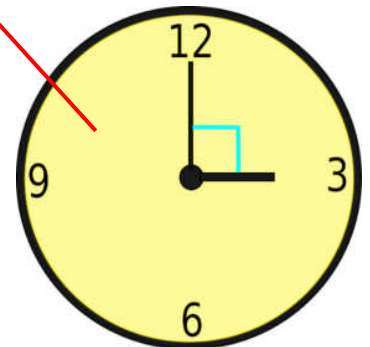

5



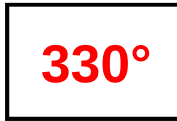
straight

reflex

6



7



obtuse

right angle

largest angle