

## Create a Teacher Set of Base Ten Blocks

### Resource Usage:

- Whole class lessons
- Small group work
- Visual display on pin boards
- For white boards, Velcro-compatible boards or display boards
- Charts

PROFESSOR PETE'S  
**CLASSROOM**

This is a  
**PREVIEW**

Subscribe today for a whole  
year's access to ALL our  
worksheets and videos!

Already a subscriber? Log in to download the full version of this worksheet.

### Steps:




print



cut

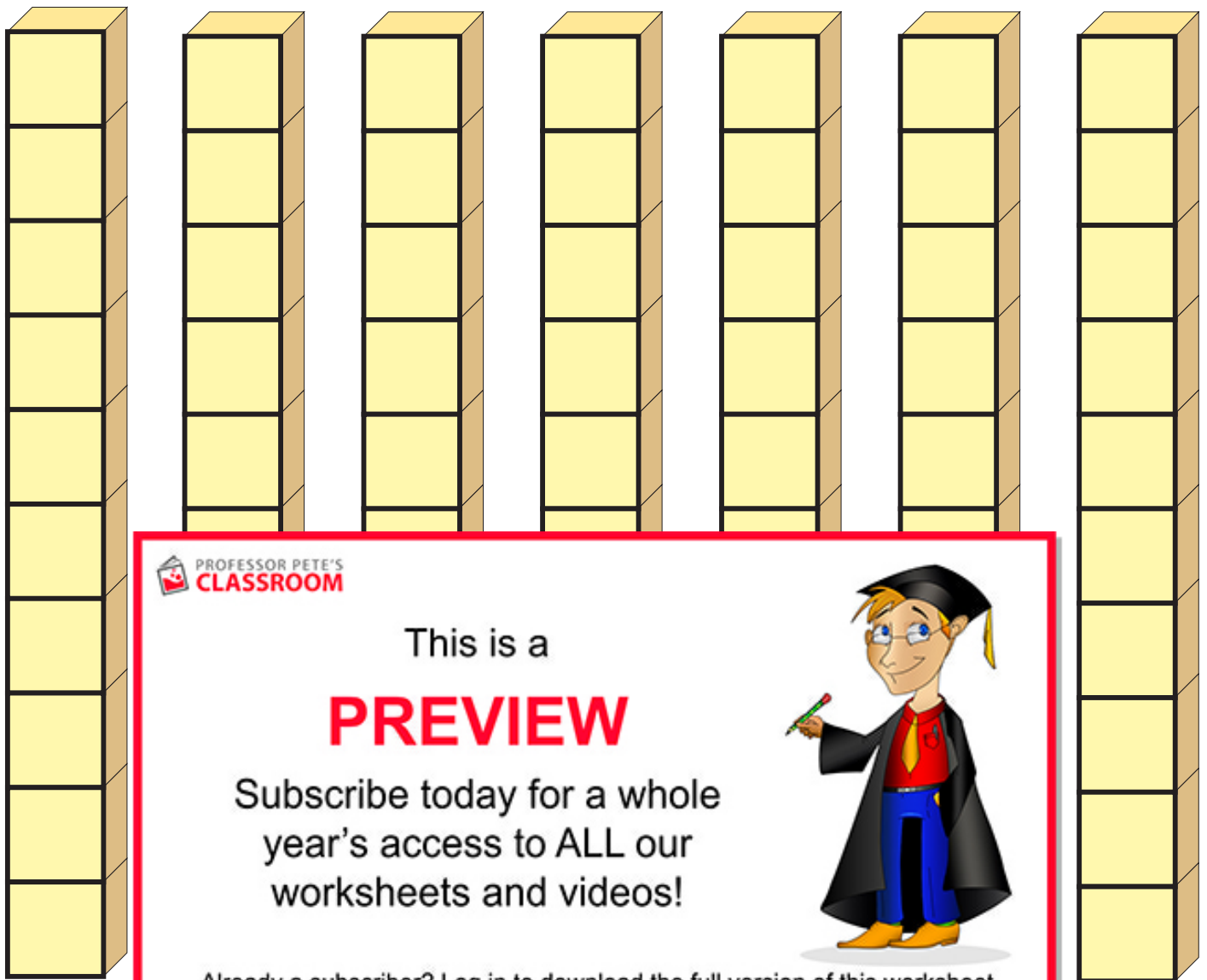


laminates



glue magnetic  
strip on back

- Choose the blocks you wish to print
- Print the blocks in the quantities that you need for your teacher instruction activity
- Enlarge blocks if you need larger blocks
- Cut out the blocks
- Laminate for durability
- Use as is, for floor work or pin boards
- Glue either magnetic strips or Velcro dots to the backs of the blocks for board use



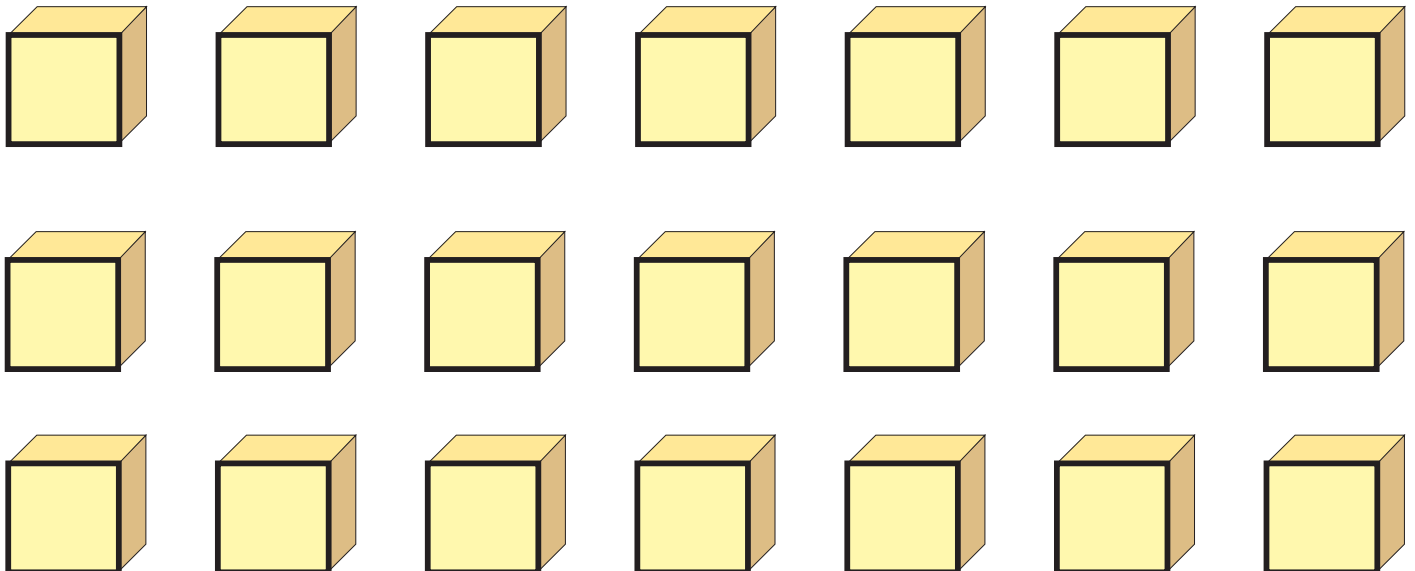
This is a

**PREVIEW**

Subscribe today for a whole  
year's access to ALL our  
worksheets and videos!



Already a subscriber? Log in to download the full version of this worksheet.





This is a

**PREVIEW**

Subscribe today for a whole  
year's access to ALL our  
worksheets and videos!



Already a subscriber? Log in to download the full version of this worksheet.