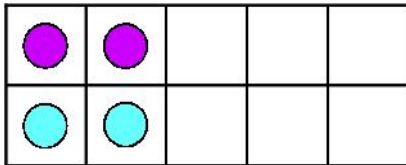
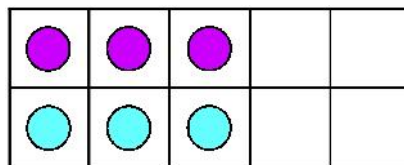


Look at these two ten frames. They show doubles.



4



6

Double \_\_\_\_\_ makes 4

Double \_\_\_\_\_ makes 6

Draw the dots to on the ten frames to show the doubles.



PROFESSOR PETE'S  
CLASSROOM

This is a  
**PREVIEW**

Subscribe today for a whole  
year's access to ALL our  
worksheets and videos!

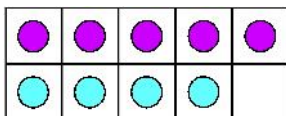
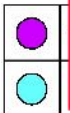
Already a subscriber? Log in to download the full version of this worksheet.

0

10

Doubl

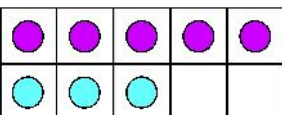
Draw li



5

and

3



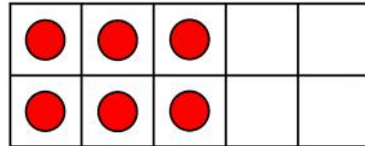
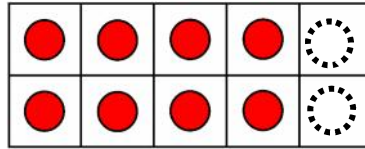
5

and

2



Look at these ten frames. Draw two more dots and write the new number.



PROFESSOR PETE'S  
CLASSROOM

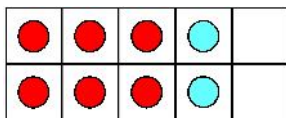

This is a  
**PREVIEW**

Subscribe today for a whole  
year's access to ALL our  
worksheets and videos!

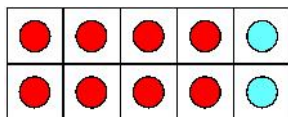


Already a subscriber? Log in to download the full version of this worksheet.

Draw li



8 and 2



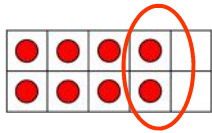
6 and 2



Write whether the number is **odd** or **even**.

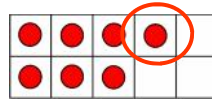
Fill in the dots or numbers to help you.

Circle the last dot/s, are they a pair or on its own.



8

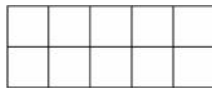
even



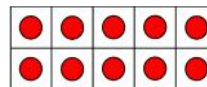
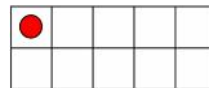
7

odd

Circle the last dots. Write whether the number is **odd** or **even**.



4



9



This is a

## PREVIEW

Subscribe today for a whole year's access to ALL our worksheets and videos!



Already a subscriber? Log in to download the full version of this worksheet.