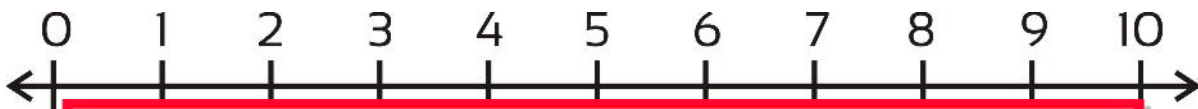


Circle the number after these numbers; draw the arrow to show the hop.

Circle the number after 7



Circle the number after 5



Circle

This is a

PREVIEW

Subscribe today for a whole
year's access to ALL our
worksheets and videos!



Already a subscriber? Log in to download the full version of this worksheet.

The number after 6 is

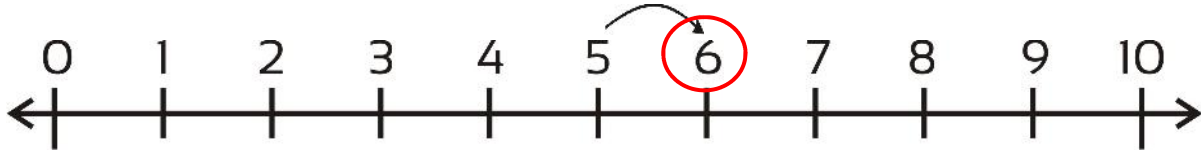
The number after 2 is

The number after 3 is



Circle the number after these numbers; draw the arrow to show the hop.

Circle the number after 5



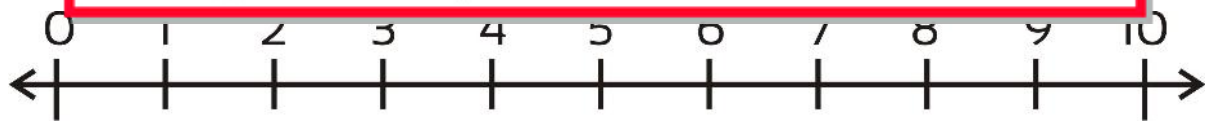
Circle the number after 9



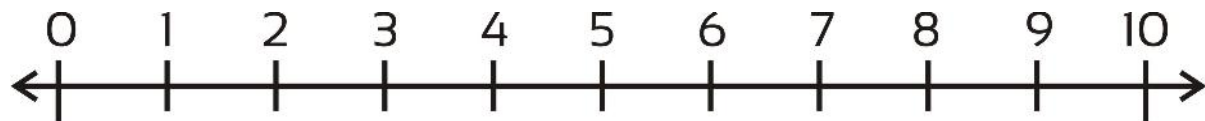
Circle



Circle



Circle the number after 8



PROFESSOR PETE'S
CLASSROOM

This is a
PREVIEW

Subscribe today for a whole
year's access to ALL our
worksheets and videos!

Already a subscriber? Log in to download the full version of this worksheet.



Use the number line to help you find the number after.



The number after 2 is

Th



This is a

PREVIEW

Subscribe today for a whole
year's access to ALL our
worksheets and videos!



Already a subscriber? Log in to download the full version of this worksheet.

The number after / is

The number after 3 is

The number after 8 is