

## Teaching Strategies - Numbers to 100\*

### Using Ten Frames

Students should already be able to recognize instantly the numbers to 10 in both pairs and rows layout.

For ease of use it is best to print off sheets of full ten frames so that students are not handling full ten frames with lots of counters on them. It also reduces the number of counters each child will need.

\*Note that there is some debate about stopping at 99 as the hundreds place is not explored. Most students find that 99 is an unusual place to stop and automatically want to go to 100. Whilst 10 tens is shown, only write numbers to 99.

### Counting the tens numbers

The "tens" numbers have "ty" at the end of the number.

Some students find "teen" and "ty" confusing. If students have not yet learned to read, they may find it difficult to read the numbers.

### Print off

Count with "hundred" the fourth

### Ask students to tell how many are here

Start with those tens that have the "name" and "ty" first


- forty\*
- eighty
- sixty
- ninety
- seventy

Then introduce the others in order of difficulty

- thirty
- fifty
- twenty

\*don't worry about the spelling of forty yet

"10 tens a hundred" (although the hundreds place is not covered here, students always want to go to this number)

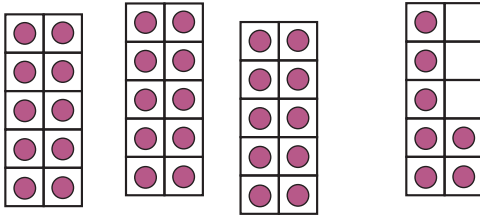


### Lastly introduce the Ones with the Tens

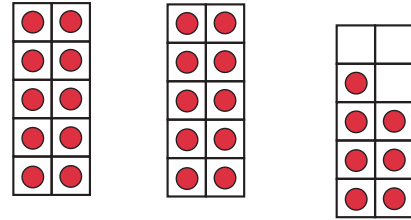
"sixty-four" [www.profepete.com](http://www.profepete.com)



Write and say the number shown:




Tens	Ones



Tens	Ones



Tens	Ones



Tens	Ones



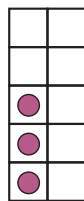
This is a

# PREVIEW

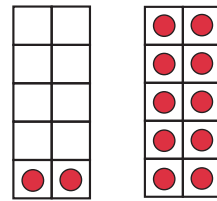
Subscribe today for a whole year's access to ALL our worksheets and videos!



Already a subscriber? Log in to download the full version of this worksheet.



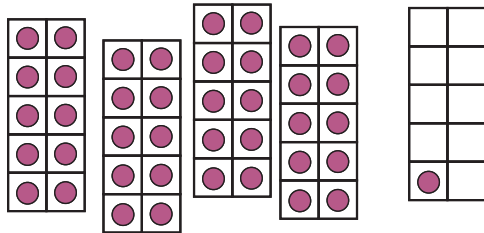
Tens	Ones



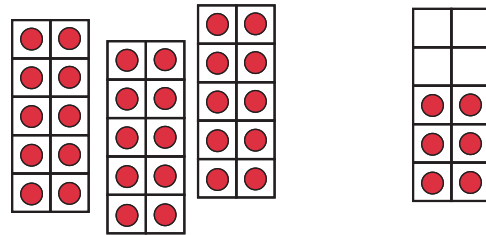
Tens	Ones




Write and say the number shown:



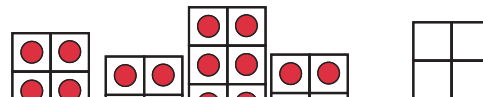
Tens	Ones



Tens	Ones



Tens	Ones



Tens	Ones



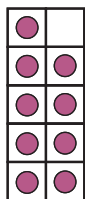
This is a

# PREVIEW

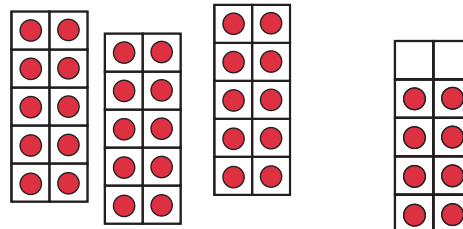
Subscribe today for a whole year's access to ALL our worksheets and videos!



Already a subscriber? Log in to download the full version of this worksheet.



Tens	Ones



Tens	Ones