



Write the number or draw the dots in the two different layouts.

Ask students to say each number. Notice the one ten is the "teen".

14

fourteen

6

six

6

se



This is a

PREVIEW

Subscribe today for a whole year's access to ALL our worksheets and videos!



Already a subscriber? Log in to download the full version of this worksheet.

18

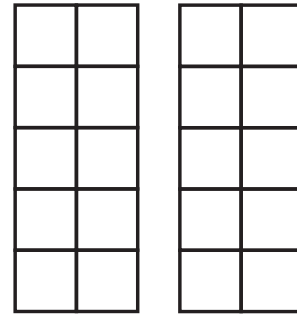
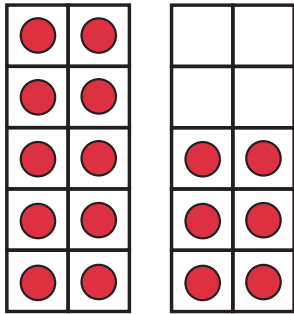
eighteen

19

nineteen

These two look the same!

Write the number or draw the dots.
Use either the rows or pairs layout.
Ask students to say each number.



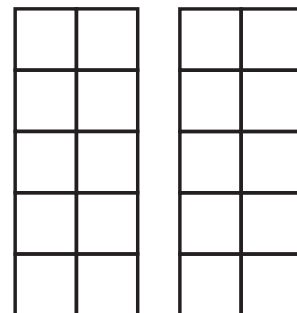
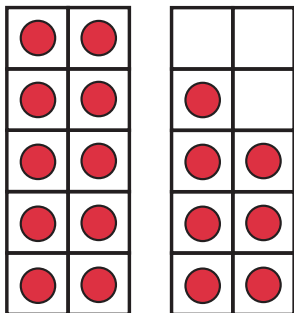
PROFESSOR PETE'S
CLASSROOM

This is a
PREVIEW

Subscribe today for a whole
year's access to ALL our
worksheets and videos!



Already a subscriber? Log in to download the full version of this worksheet.





18



Write the number, draw the dots or write the number in words.

Ask students to say each number.



PROFESSOR PETE'S
CLASSROOM

This is a
PREVIEW

Subscribe today for a whole
year's access to ALL our
worksheets and videos!



Already a subscriber? Log in to download the full version of this worksheet.



eighteen



fourteen