

Ten Frame Games

Dominoes

PROFESSOR PETE'S
CLASSROOM

This is a
PREVIEW

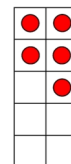
Subscribe today for a whole
year's access to ALL our
worksheets and videos!



Already a subscriber? Log in to download the full version of this worksheet.

7

10



8

Trish Price & Peter Price

Dominoes



2 sets included, showing the 2 different arrangements of ten frames

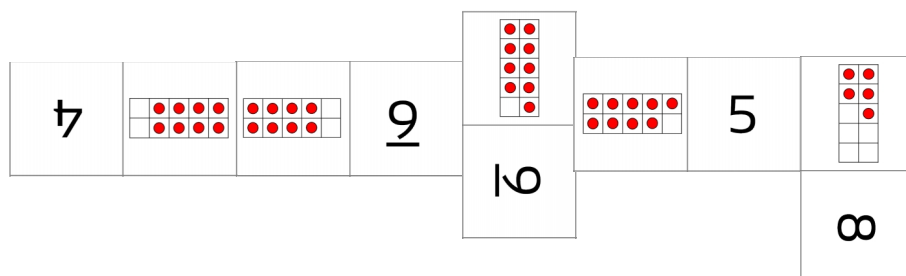
Making the Domino card game:

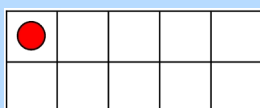
Print the black line masters onto a light colored cardboard. Use color printing if possible. Then carefully cut the cards out along the lines.

As there are 2 different sets of dominoes, it is advisable to print the different sets on slightly differently colored card (e.g. pale blue/white) so that the packs do not get mixed up or can be resorted easily).

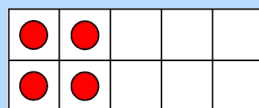
Domino rules

1. Place all dominoes jumbled and face down on the table.
2.  This is a **PREVIEW** Subscribe today for a whole year's access to ALL our worksheets and videos!  e up. s. it in le 8, s the ve to lown
- 3.
- 4.
5. Already a subscriber? Log in to download the full version of this worksheet.
- 6.
- 7.
8. Should all the dominoes from the pick up pile be gone and no-one can go then the game is "blocked" and the player with the least number of dominoes wins. Should some of the players have the same number of dominoes, then they should turn over all their remaining dominoes. The player with smallest number of dots/ numbers is the winner.
9. The pattern created should look similar the one below. The domino chain can snake its way around the table. Doubles are usually laid sideways across the end domino as shown by the double 9.

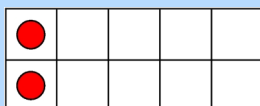




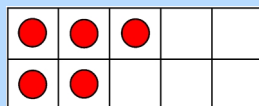
1



5



2



6



PROFESSOR PETE'S
CLASSROOM

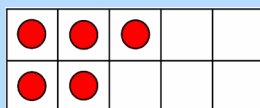
This is a

PREVIEW

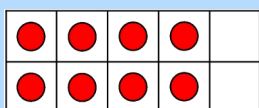
Subscribe today for a whole
year's access to ALL our
worksheets and videos!



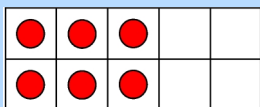
Already a subscriber? Log in to download the full version of this worksheet.



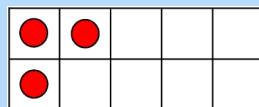
5



9



6



1