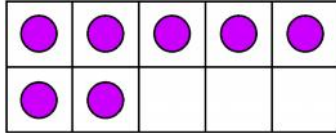
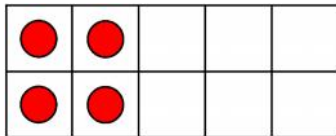




Draw the missing dots then write the missing number to make the pairs to 10.



and



and



This is a

PREVIEW

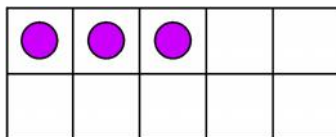
Subscribe today for a whole
year's access to ALL our
worksheets and videos!



Already a subscriber? Log in to download the full version of this worksheet.



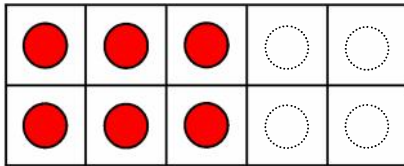
and



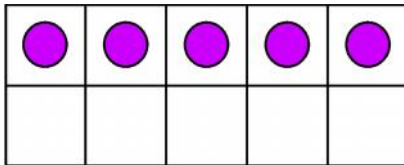
and



Look at the dots, write the number, then, imagine and write the dots needed to make up the 10.



and



and



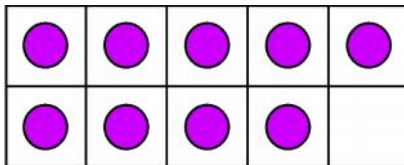
This is a

PREVIEW

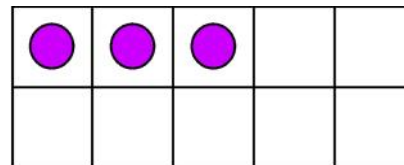
Subscribe today for a whole year's access to ALL our worksheets and videos!



Already a subscriber? Log in to download the full version of this worksheet.



and



and



Use your ten frame. Put counters on the ten frame for the first number, then imagine the missing counters.

3	and	
---	-----	--

8	and	
---	-----	--



This is a

PREVIEW

Subscribe today for a whole year's access to ALL our worksheets and videos!



Already a subscriber? Log in to download the full version of this worksheet.

0	and	
---	-----	--

9	and	
---	-----	--