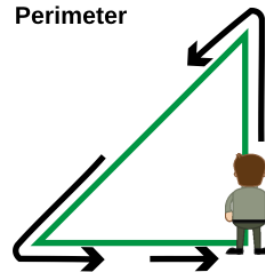
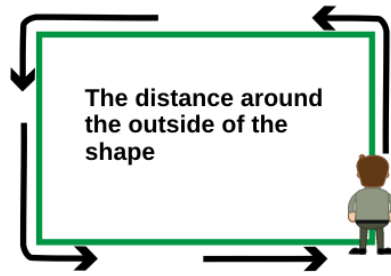
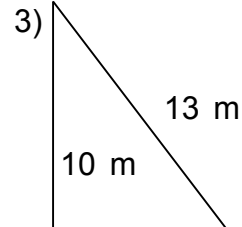

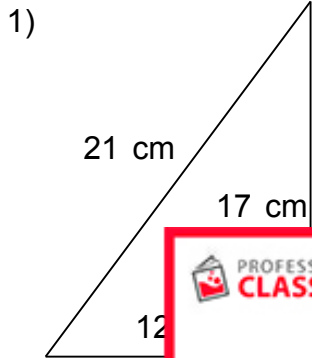


NAME: _____

Perimeter of Rectangles and Triangles 4 [A]



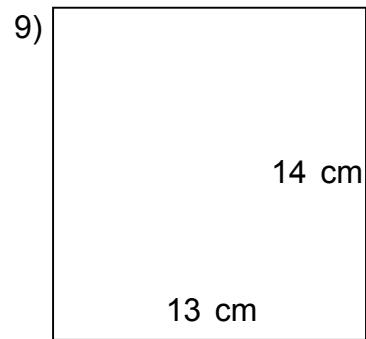
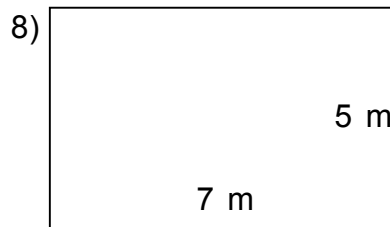
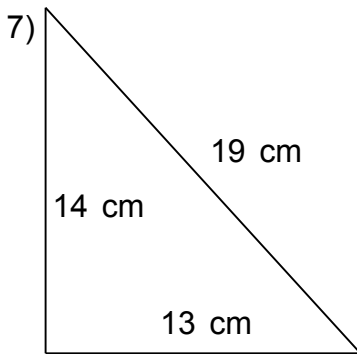
Find the perimeter. Be careful to use the correct units in your answer.



This is a **PREVIEW**

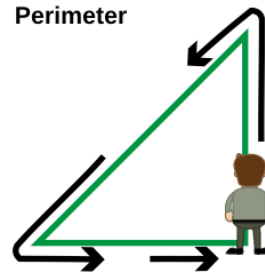
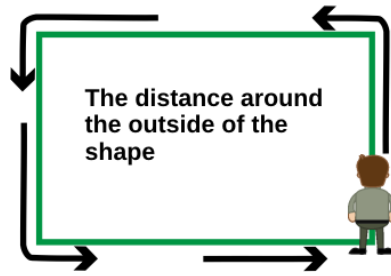
Subscribe today for a whole year's access to ALL our worksheets and videos!

Already a subscriber? Log in to download the full version of this worksheet.

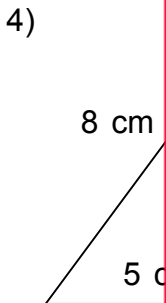
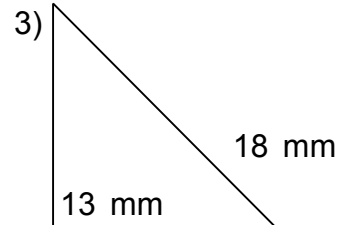
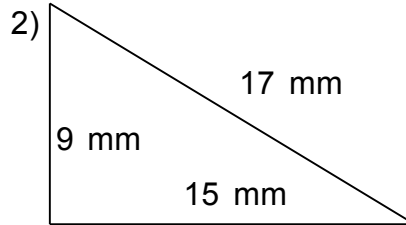


NAME: _____

Perimeter of Rectangles and Triangles 4 [B]



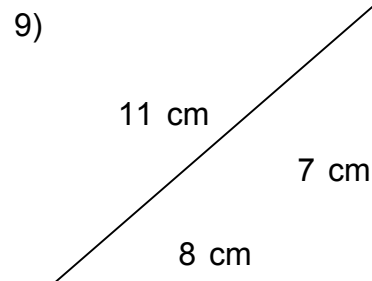
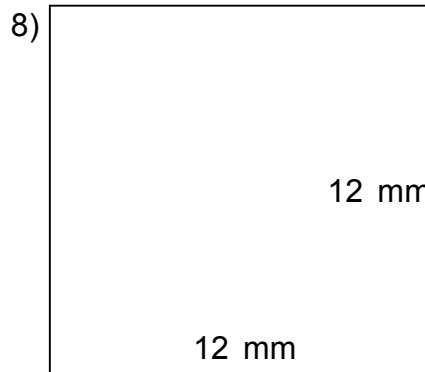
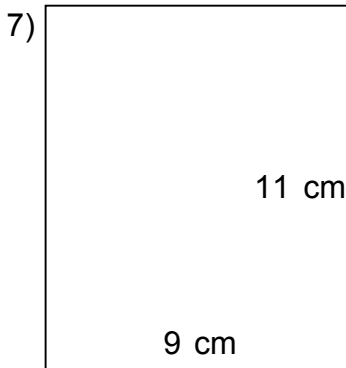
Find the perimeter. Be careful to use the correct units in your answer.



This is a **PREVIEW**

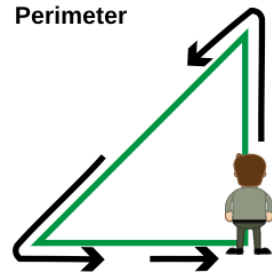
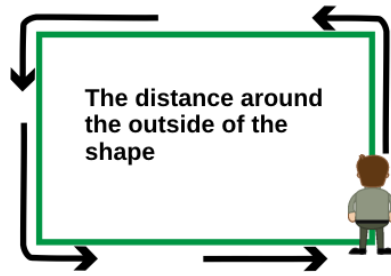
Subscribe today for a whole year's access to ALL our worksheets and videos!

Already a subscriber? Log in to download the full version of this worksheet.

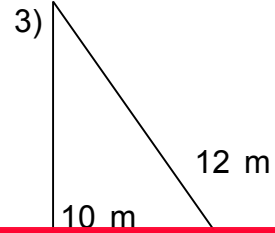




NAME: _____

Perimeter of Rectangles and Triangles 4 [C]



Find the perimeter. Be careful to use the correct units in your answer.





This is a
PREVIEW
Subscribe today for a whole
year's access to ALL our
worksheets and videos!



Already a subscriber? Log in to download the full version of this worksheet.

