
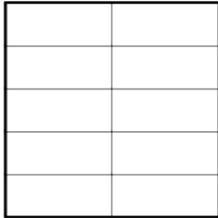


Name _____


FRACTIONS CONVERTER

Tenths: Draw or write the missing common or decimal fraction and place it on the number line.

1)



0.4



2)

PROFESSOR PETE'S
CLASSROOM


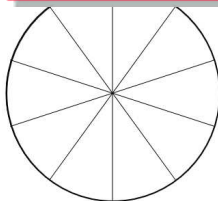
This is a
PREVIEW

Subscribe today for a whole
year's access to ALL our
worksheets and videos!

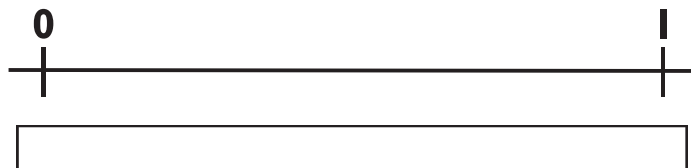
Already a subscriber? Log in to download the full version of this worksheet.

3)

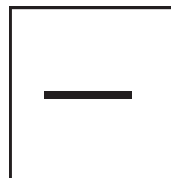

4)



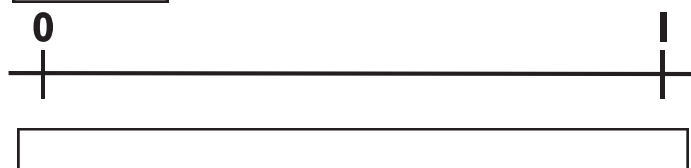
0.1



5)



0.3





These worksheets are part of the Professor Pete's Gadgets: *Fractions Converter* eBook.

Name _____


FRACTIONS CONVERTER

Hundredths: Draw or write the missing common or decimal fraction and place it on the number line.

1)



0.25



2)



This is a
PREVIEW



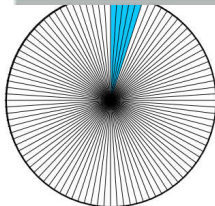
Subscribe today for a whole
year's access to ALL our
worksheets and videos!





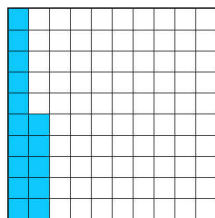
Already a subscriber? Log in to download the full version of this worksheet.

3)

4)



5)





These worksheets are part of the Professor Pete's Gadgets: *Fractions Converter* eBook.

Name _____

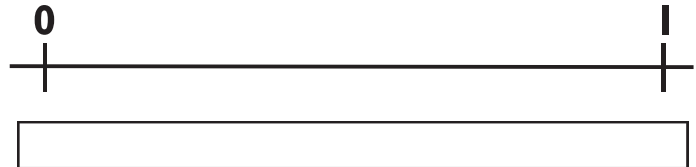
FRACTIONS CONVERTER

Tenths and Hundredths: Draw or write the missing common or decimal fraction and place it on the number line.

1)



0.02



2)





This is a

PREVIEW


Subscribe today for a whole
year's access to ALL our
worksheets and videos!

Already a subscriber? Log in to download the full version of this worksheet.

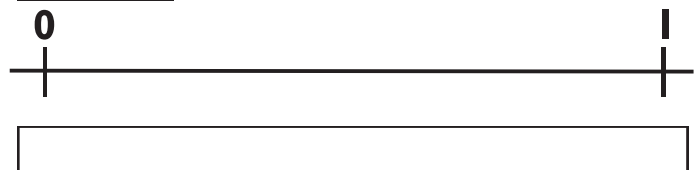







3)



$\frac{5}{10}$



5)



These worksheets are part of the Professor Pete's Gadgets: *Fractions Converter* eBook.