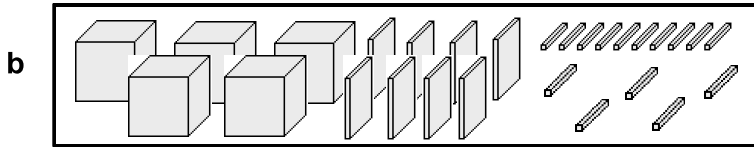

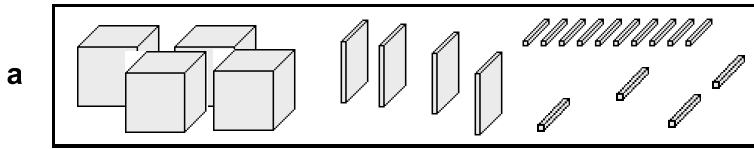
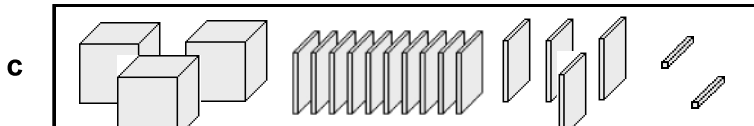


Regrouping a Tenth into Hundredths

HUNDREDTHS 10

1 Write the number shown by blocks. Don't forget to regroup the blocks first!





2



This is a

PREVIEW

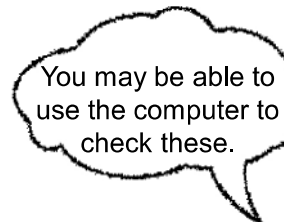
Subscribe today for a whole year's access to ALL our worksheets and videos!



Already a subscriber? Log in to download the full version of this worksheet.


3

- a 9 ones 4 tenths 17 hundredths → _____
- b 5 ones 8 tenths 10 hundredths → _____
- c 7 ones 8 tenths 15 hundredths → _____
- d 2 ones 15 tenths 3 hundredths → _____
- e 6 ones 17 tenths 8 hundredths → _____
- f 0 ones 12 tenths 7 hundredths → _____



4 You will need to regroup twice this time.

- a 6 ones 15 tenths 19 hundredths → _____
- b 9 ones 16 tenths 12 hundredths → _____
- c 3 ones 13 tenths 11 hundredths → _____
- d 8 ones 18 tenths 10 hundredths → _____
- e 1 ones 19 tenths 17 hundredths → _____



Adding with Regrouping

HUNDRETHS 11

1 Fill in the missing numbers. The first one has been done for you.

a $2.56 + 7 \text{ hundredths} = \underline{2} \text{ ones } \underline{5} \text{ tenths } \underline{13} \text{ hundredths}$
 $= \underline{\quad} \text{ ones } \underline{\quad} \text{ tenths } \underline{\quad} \text{ hundredths} = \underline{2.63}$

b $3.68 + 6 \text{ hundredths} = \underline{\quad} \text{ ones } \underline{\quad} \text{ tenths } \underline{\quad} \text{ hundredths}$
 $= \underline{\quad} \text{ ones } \underline{\quad} \text{ tenths } \underline{\quad} \text{ hundredths} = \underline{\quad}$

c $4.37 + 2 \text{ hundredths} = \underline{\quad} \text{ ones } \underline{3} \text{ tenths } \underline{\quad} \text{ hundredths} = \underline{\quad}$
 ↑ Did you have to regroup this time? $\underline{\quad}$

d $7.98 + 4 \text{ hundredths} = \underline{\quad} \text{ ones } \underline{\quad} \text{ tenths } \underline{\quad} \text{ hundredths}$
 $= \underline{\quad} \text{ ones } \underline{\quad} \text{ tenths } \underline{\quad} \text{ hundredths} = \underline{\quad}$

2



This is a

PREVIEW

Subscribe today for a whole year's access to ALL our worksheets and videos!



Already a subscriber? Log in to download the full version of this worksheet.

3

$\underline{\quad} + 0.5$	$\underline{\quad} + 0.06$	$\underline{\quad} + 0.08$	$\underline{\quad} + 0.4$
$\underline{\quad}$	$\underline{\quad}$	$\underline{\quad}$	$\underline{\quad}$

4 Rewrite these addition examples in the space underneath, then solve them. Make sure you line up the decimal points before you start!

a $4.09 + 0.08$ b $5.79 + 0.5$ c $7.86 + 4$ d $9.67 + 0.04$

e $3.95 + 7$ f $5.91 + 0.09$ g $0.99 + 0.08$ h $6.72 + 0.3$

ANSWERS

Name:


Regrouping a Tenth into Hundredths

HUNDREDTHS 10

1 Write the number shown by blocks. Don't forget to regroup the blocks first!

a

4.54



b

5.95

c

4.42

d

2 In e
Ren

On



This is a

PREVIEW

Subscribe today for a whole year's access to ALL our worksheets and videos!



s.

h

11


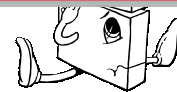
+

3

Wri

Already a subscriber? Log in to download the full version of this worksheet.

- a 9 ones 4 tenths 17 hundredths → 9.51
- b 5 ones 8 tenths 10 hundredths → 5.9
- c 7 ones 8 tenths 15 hundredths → 7.95
- d 2 ones 15 tenths 3 hundredths → 3.53
- e 6 ones 17 tenths 8 hundredths → 7.78
- f 0 ones 12 tenths 7 hundredths → 1.27



4

You will need to regroup twice this time.

- a 6 ones 15 tenths 19 hundredths → 7.69
- b 9 ones 16 tenths 12 hundredths → 10.72
- c 3 ones 13 tenths 11 hundredths → 4.41
- d 8 ones 18 tenths 10 hundredths → 9.9
- e 1 ones 19 tenths 17 hundredths → 3.07

