

# Double Ten Frame Flash Cards

## Numbers to 20



This is a

# PREVIEW

Subscribe today for a whole  
year's access to ALL our  
worksheets and videos!

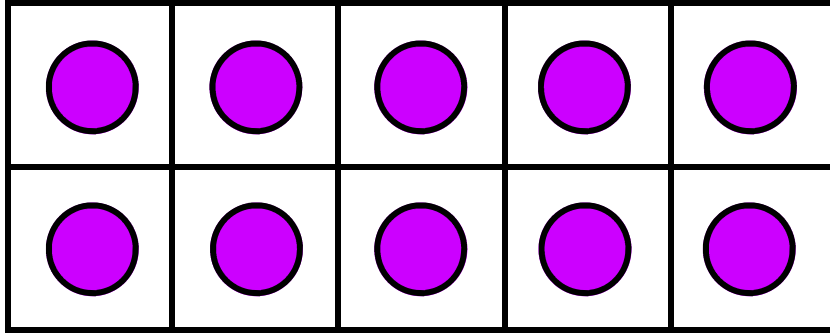


Already a subscriber? Log in to download the full version of this worksheet.

### Double ten frame flash cards for laminating:

Print and cut in half, then laminate. Rotate the cards so the ten frames are vertical. Run through the cards with the students on a daily basis. "Flash" each card for a few seconds, until all students can instantly recall each number shown.

- Students who are not familiar with ten frames may need to count the dots at first. Encourage them to recognize each number without counting (subitizing) when they are ready.
- Practice the recognition of the numbers on the cards for a few minutes each day
- Ask students to tell stories about the number



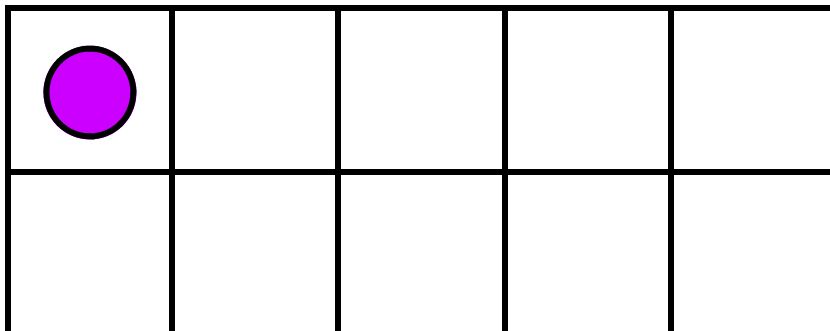

PROFESSOR PETE'S  
**CLASSROOM**


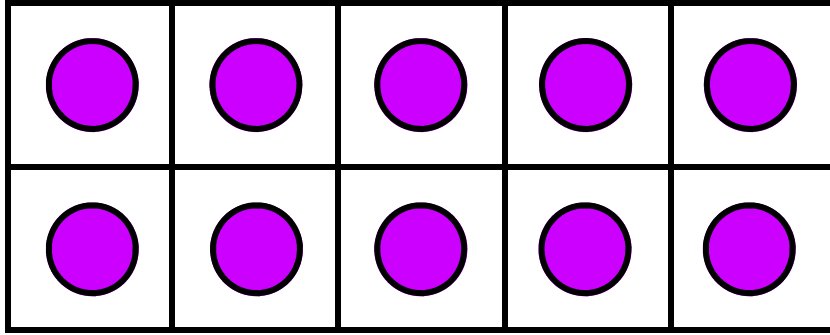
This is a  
**PREVIEW**

Subscribe today for a whole  
year's access to ALL our  
worksheets and videos!



Already a subscriber? Log in to download the full version of this worksheet.





PROFESSOR PETE'S  
**CLASSROOM**

This is a

**PREVIEW**

Subscribe today for a whole year's access to ALL our worksheets and videos!



Already a subscriber? Log in to download the full version of this worksheet.

A red-bordered box containing a logo, text, a cartoon professor character, and a call to action. The professor is wearing a black graduation cap and gown, a red shirt, blue pants, and yellow shoes, and is holding a green marker.