


Name _____

FRACTIONS CONVERTER

Draw and write the common fraction, then write as a decimal fraction and percentage and place it on the number line.

1)


 = %

0 _____ |

2)

%



This is a


PREVIEW

Subscribe today for a whole year's access to ALL our worksheets and videos!



_____ |

3)




_____ |

4)

= %

0 _____ |

5)


 = %

0 _____ |

Teaching suggestion: enter fractions to be converted before duplicating

These worksheets are part of the Professor Pete's Gadgets: *Fractions Converter* eBook.