

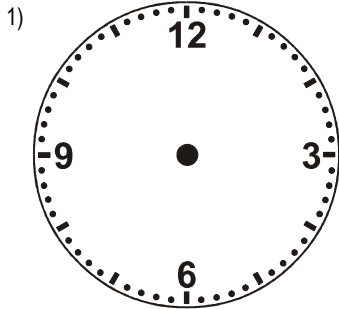
NAME: _____

Telling the Time to 5 mins (minimal hours shown): 5 [D]

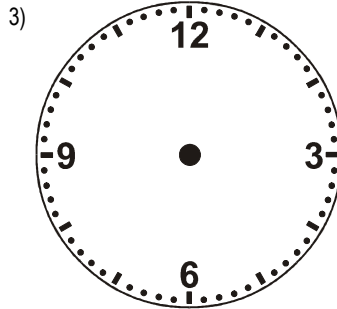


Teachers: These clocks are more difficult for students to read as they show only the hours 12, 3, 6 and 9.

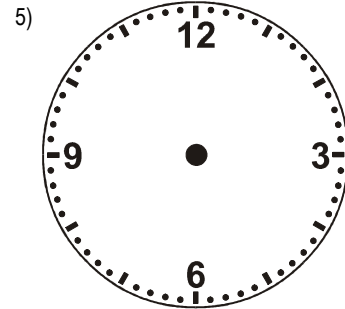
Draw the hands on the clock to match the digital clock.



5:20



11:05



5:45



7



1

PROFESSOR PETE'S CLASSROOM

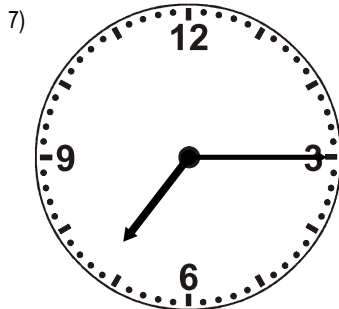
This is a

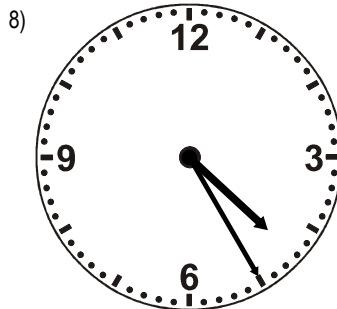
PREVIEW

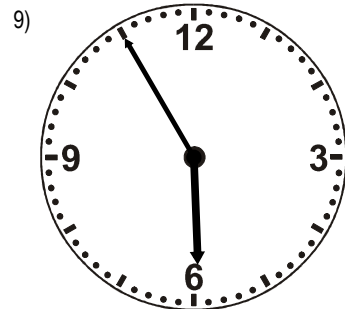
Subscribe today for a whole year's access to ALL our worksheets and videos!

Already a subscriber? Log in to download the full version of this worksheet.

Write the digital time below to match the clock.







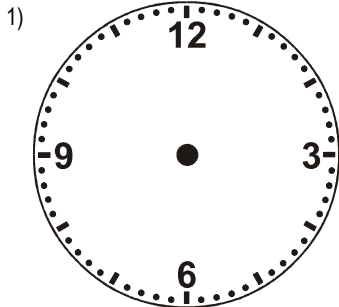
NAME: _____

Telling the Time to 5 mins (minimal hours shown): 5 [E]

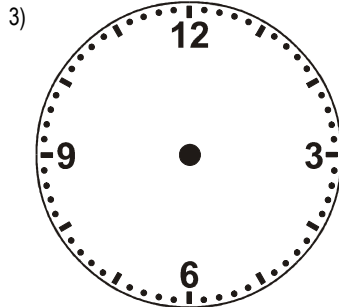


Teachers: These clocks are more difficult for students to read as they show only the hours 12, 3, 6 and 9.

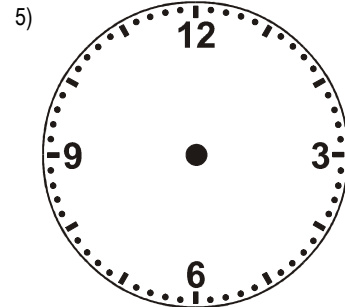
Draw the hands on the clock to match the digital clock.



6:25



8:45



10:15



2



PROFESSOR PETE'S CLASSROOM

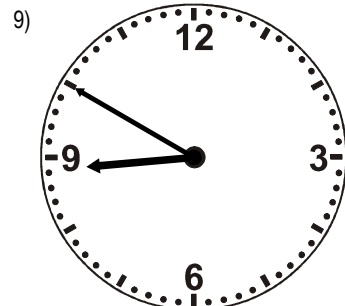
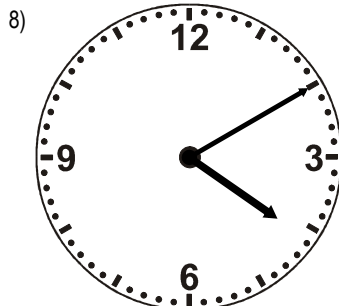
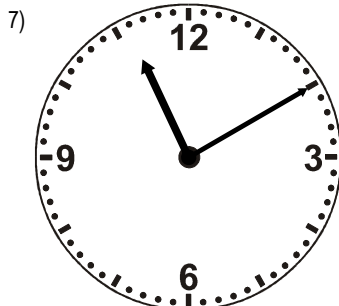
This is a

PREVIEW

Subscribe today for a whole year's access to ALL our worksheets and videos!

Already a subscriber? Log in to download the full version of this worksheet.

Write the digital time below to match the clock.



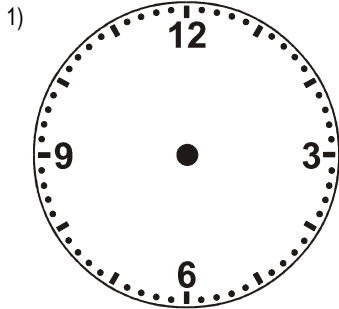
NAME: _____

Telling the Time to 5 mins (minimal hours shown): 5 [F]

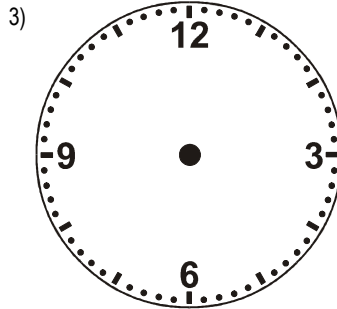


Teachers: These clocks are more difficult for students to read as they show only the hours 12, 3, 6 and 9.

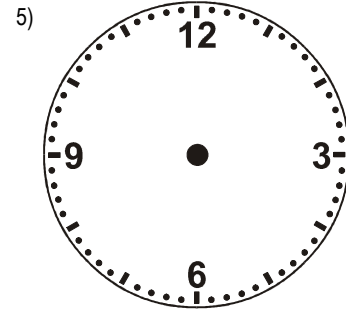
Draw the hands on the clock to match the digital clock.



1:50



4:05



2:45



1

PROFESSOR PETE'S CLASSROOM

This is a **PREVIEW**

Subscribe today for a whole year's access to ALL our worksheets and videos!

Already a subscriber? Log in to download the full version of this worksheet.

Write the digital time below to match the clock.

