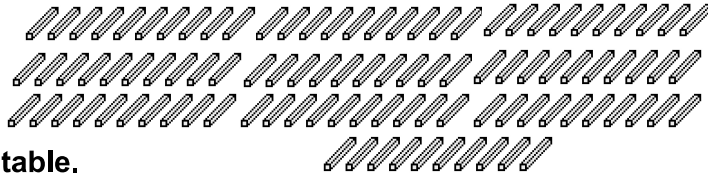


Cutting up Ones

HUNDREDTHS 1


1 A one can be regrouped into ____ hundredths.



a Complete this table.

4	_____ hundredths
3	_____ hundredths
6	_____ hundredths
2	_____ hundredths

b These are a little harder.



13	_____ hundredths
24	_____ tenths
12	_____ hundredths

2



This is a
PREVIEW

Subscribe today for a whole
year's access to ALL our
worksheets and videos!



Already a subscriber? Log in to download the full version of this worksheet.

a $6 =$ _____ hundredths

$6 =$ _____ tenths

b $2 =$ _____ hundredths

$2 =$ _____ tenths

c $9 =$ _____ hundredths

$9 =$ _____ tenths

d $10 =$ _____ hundredths

$10 =$ _____ tenths

3 Put a tick or cross beside each number sentence to show if it is right or wrong.

a $8 = 800$ tenths

b $3 = 300$ hundredths

c $7 = 70$ tenths


d $6 = 60$ hundredths

e $40 = 400$ tenths

f $20 = 2\,000$ hundredths

g $15 = 150$ hundredths

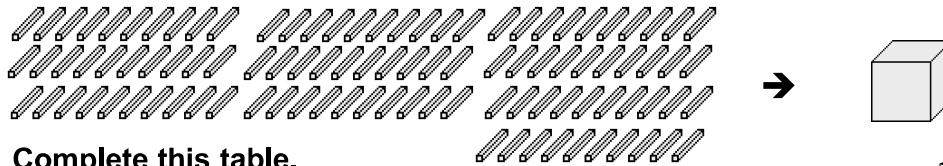
h $12 = 12$ tenths



Regrouping Hundredths into Ones

HUNDREDTHS 2


1 Remember: 100 hundredths can be regrouped to make 1 one.



a Complete this table.

e.g. 500 hundredths	<u>5</u>
300 hundredths	_____
800 hundredths	_____
1 000 hundredths	_____

b These are a little harder.



1 400 hundredths	_____
6 900 hundredths	_____
2 300 hundredths	_____

2



This is a
PREVIEW

Subscribe today for a whole year's access to ALL our worksheets and videos!

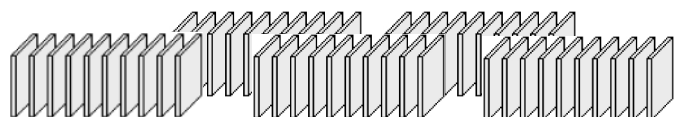


Already a subscriber? Log in to download the full version of this worksheet.


a



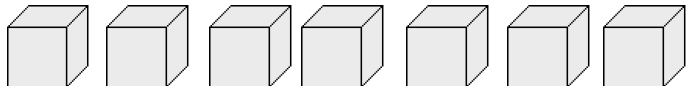
b



c



d



Ones, Tenths and Hundredths

HUNDREDTHS 3

1 Write the numbers shown by these blocks.
Don't forget to use the decimal point!



2

This is a

PREVIEW

Subscribe today for a whole year's access to ALL our worksheets and videos!

Already a subscriber? Log in to download the full version of this worksheet.

2.05	
0.4	
2.34	

3 Circle the smaller number in each pair.

- | | | | |
|--------|------|--------|------|
| a 4.89 | 8.94 | b 7.8 | 7.81 |
| c 6.71 | 6.17 | d 0.33 | 0.03 |
| e 8.03 | 8.3 | f 7.1 | 7.09 |
| g 0.12 | 0.21 | g 5.05 | 5.1 |

