

Name _____

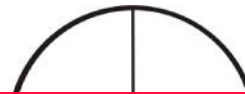
Quarters or Fourths A

When something is cut into 4 pieces we call each piece a quarter or a fourth. All four pieces must be the same size.

Shade one fourth or one quarter of this square.



Shade one fourth or one quarter of this circle.





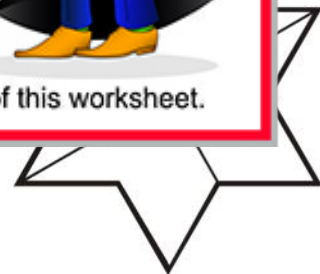
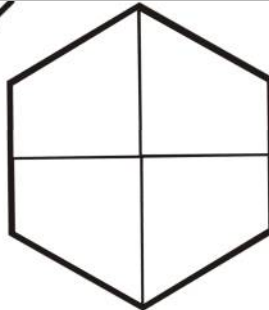

This is a

PREVIEW

Subscribe today for a whole year's access to ALL our worksheets and videos!



Already a subscriber? Log in to download the full version of this worksheet.



Name _____

Quarters or Fourths B

For something to be cut in quarters or fourths, it must have exactly 4 pieces and all pieces must be the same size.

This shape is not cut in quarters or fourths because there are more than 4 pieces.

This shape is not cut in quarters or fourths because the pieces are not the same size.

This shape is cut in quarters or fourths because the pieces are the same size.



This is a

PREVIEW

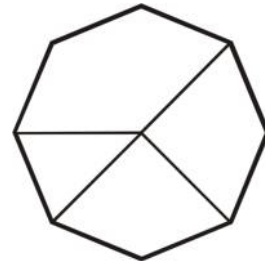
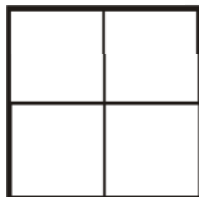
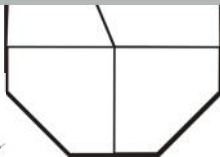

Subscribe today for a whole year's access to ALL our worksheets and videos!

Already a subscriber? Log in to download the full version of this worksheet.



Look
four

s in



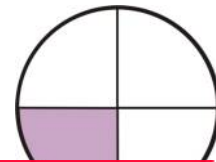
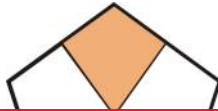
Shade one quarter of each shape not crossed out.

Name _____

Quarters or Fourths C

Remember: For something to be cut in quarters, it must have 4 pieces and all pieces must be the same size.

Loop the shapes that have a quarter shaded.



This is a

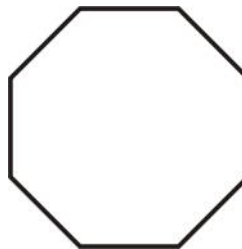
PREVIEW

Dr

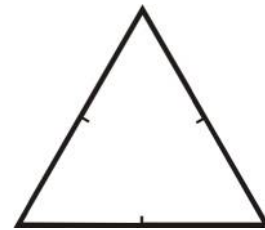
Subscribe today for a whole year's access to ALL our worksheets and videos!



Already a subscriber? Log in to download the full version of this worksheet.



Can you cut this triangle into 4 equal parts?



Shade one quarter of each shape.