

Teaching Strategies - Numbers to 100

Using other objects

Other objects can be found to represent tens and ones; for example, these boxes of pencils, bags of marbles and trays of gum.

Always check there are actually 10 in each of the sets.



PROFESSOR PETE'S
CLASSROOM

This is a
PREVIEW

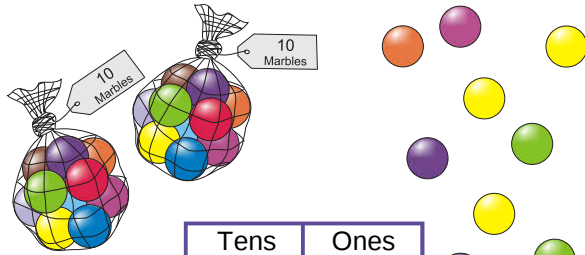
Subscribe today for a whole
year's access to ALL our
worksheets and videos!

Already a subscriber? Log in to download the full version of this worksheet.

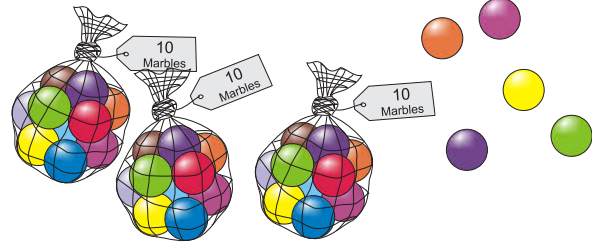





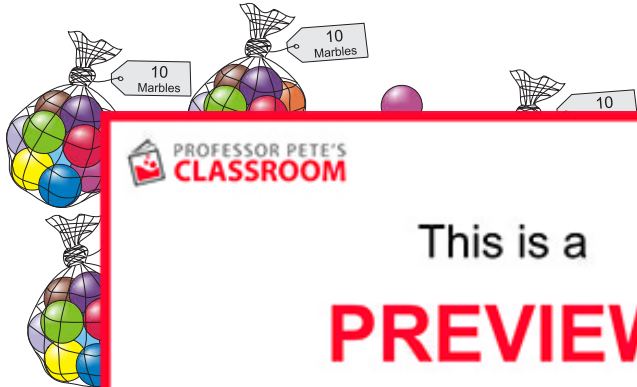
Write and say the number shown:



Tens	Ones



Tens	Ones

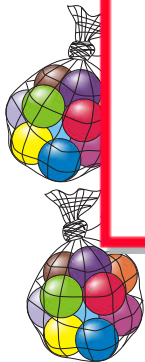


PROFESSOR PETE'S
CLASSROOM

This is a
PREVIEW

Subscribe today for a whole
year's access to ALL our
worksheets and videos!

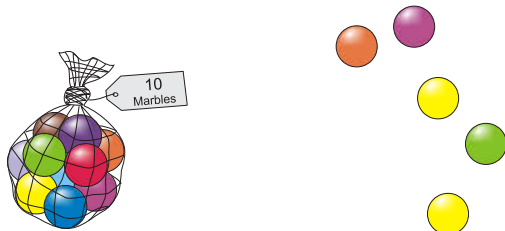
Already a subscriber? Log in to download the full version of this worksheet.



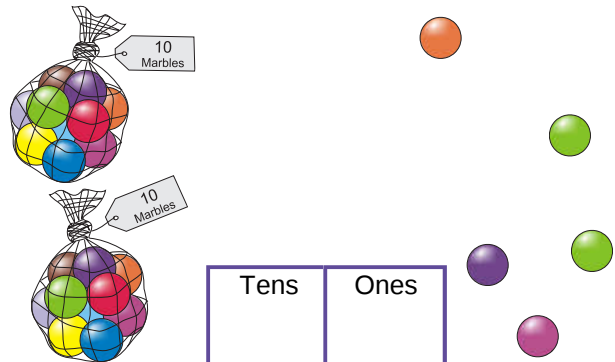
Tens	Ones



Tens	Ones



Tens	Ones




Tens	Ones



Write and say the number shown:



Tens	Ones



Tens	Ones

This is a

PREVIEW


Subscribe today for a whole
year's access to ALL our
worksheets and videos!



Already a subscriber? Log in to download the full version of this worksheet.



Tens	Ones



Tens	Ones