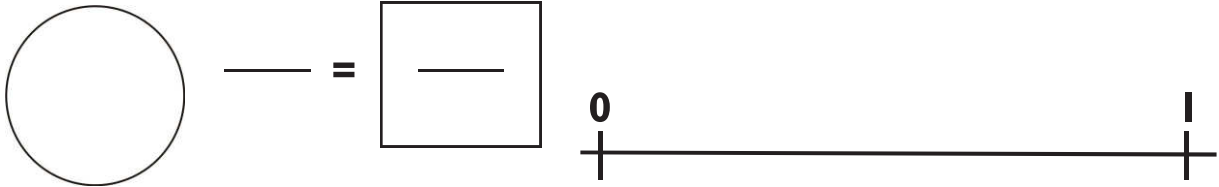


Name _____

FRACTIONS CONVERTER

Draw and write the common fraction, simplify it and place it on the number line.

1)



2)



This is a


PREVIEW

Subscribe today for a whole year's access to ALL our worksheets and videos!



1


3)



This is a

PREVIEW

Subscribe today for a whole year's access to ALL our worksheets and videos!



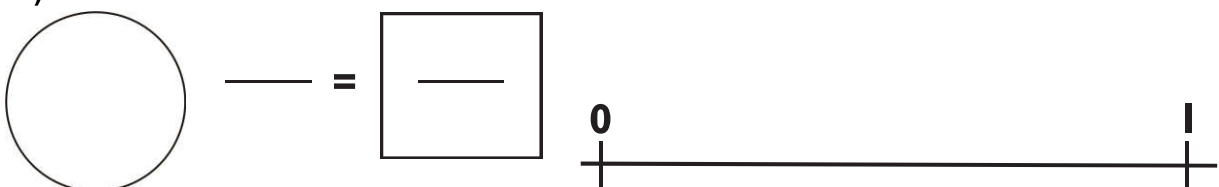
1

4)

Already a subscriber? Log in to download the full version of this worksheet.

1

5)



Teaching suggestion: enter fractions to be converted before duplicating

These worksheets are part of the Professor Pete's Gadgets: *Fractions Converter* eBook.