

Number Expander

HUNDREDTHS 5

1 Fill in the number expanders and write the different ways these numbers can be shown.

a 5.78

	Ones		Tenths		Hundredths
--	------	--	--------	--	------------

5.78 = ___ ones ___ tenths ___ hundredths

		Tenths		Hundredths
--	--	--------	--	------------


5.78 = ___ tenths ___ hundredths

	Ones			Hundredths
--	------	--	--	------------

5.78 = ___ ones ___ hundredths

			Hundredths
--	--	--	------------

5.78 = ___ hundredths






This is a
PREVIEW

Subscribe today for a whole year's access to ALL our worksheets and videos!

Already a subscriber? Log in to download the full version of this worksheet.

2 Write the number.

a 6 ones 14 hundredths = _____

b 45 tenths 6 hundredths = _____

c 8 ones 45 hundredths = _____

d 76 tenths 9 hundredths = _____

e 20 tenths 0 hundredths = _____

f 5 ones 19 hundredths = _____


3 Draw lines to match the numbers.

a 70 tenths 1 hundredth 7.1

b 7 ones 10 hundredths 7.17

c 71 tenths 7 hundredths 7.71

d 7 ones 7 tenths 1 hundredth 7.01



ANSWERS

Name:

Number Expander

HUNDREDTHS 5

1 Fill in the number expanders and write the different ways these numbers can be shown.

a 5.78



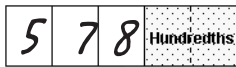
5.78 = 5 ones 7 tenths 8 hundredths




5.78 = 57 tenths 8 hundredths



5.78 = 5 ones 78 hundredths



5.78 = 578 hundredths





This is a

PREVIEW

Subscribe today for a whole year's access to ALL our worksheets and videos!



Already a subscriber? Log in to download the full version of this worksheet.

2 Write the number.

a 6 ones 14 hundredths = 6.14

b 45 tenths 6 hundredths = 4.56

c 8 ones 45 hundredths = 8.45

d 76 tenths 9 hundredths = 7.69

e 20 tenths 0 hundredths = 2

f 5 ones 19 hundredths = 5.19

3 Draw lines to match the numbers.

a	70 tenths 1 hundredth	—————	7.1
b	7 ones 10 hundredths	—————	7.17
c	71 tenths 7 hundredths	—————	7.71
d	7 ones 7 tenths 1 hundredth	—————	7.01

