

Comparing Numbers

TENTHS 9

1 Circle the smaller number in each pair.

a 5.7 6.2


b 3.4 8.4

c 9.8 8.9

d 2.2 1.2

e 1.7 7.1

f 0.3 3



2 Arrange these numbers in order from **largest** to **smallest**.

a 5.2 4.7 8.8: ____, ____, ____

b 3.4 3.3 3 : ____, ____, ____

c 4.5 6.3 9.1: ____, ____, ____

d 0.3 0 0.4: ____, ____, ____

e 7.7 7.2 7.1: ____, ____, ____

f 9.9 10 10.1: ____, ____, ____



This is a

PREVIEW

Subscribe today for a whole year's access to ALL our worksheets and videos!



Already a subscriber? Log in to download the full version of this worksheet.

c

	nine
--	------

4 Put a tick or cross next to each number sentence to show if it is right or wrong.

a 3.0 = 3 tenths

b 0.6 = 6 ones

c 4.7 = 47 tenths

d 2.9 = 2 ones 9 tenths



e 18 = 180 ones

f 39.6 = 39 ones 6 tenths

g 21.9 = 20 ones 19 tenths

h 60.3 = 60 ones 13 tenths

ANSWERS

Name:

Comparing Numbers

TENTHS 9

1 Circle the smaller number in each pair.

a 5.7 6.2


b 3.4 8.4

c 9.8 8.9

d 2.2 1.2

e 1.7 7.1

f 0.3 3



2 Arrange these numbers in order from largest to smallest.

a 5.2 4.7 8.8: 8.8 5.2 4.7

b 3.4 3.3 3 : 3.4 3.3 3

c 4.5 6.3 9.1: 9.1 6.3 4.5

d 0.3 0 0.4: 0.4 0.3 0

e 7.7 7.2 7.1: 7.7 7.2 7.1

f 9.9 10 10.1: 10.1 10 9.9

9
i
3



This is a
PREVIEW

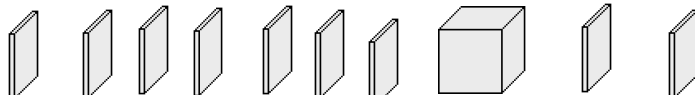
Subscribe today for a whole
year's access to ALL our
worksheets and videos!



Already a subscriber? Log in to download the full version of this worksheet.

.2 4.1
5, 0.5
or the
tenths
enths

c



nine ✓


4 Mark each number sentence that is wrong.

a 3.0 = 3 tenths ✗

b 0.6 = 6 ones ✗

c 4.7 = 47 tenths

d 2.9 = 2 ones 9 tenths



e 18 = 180 ones ✗

f 39.6 = 39 ones 6 tenths

g 21.9 = 20 ones 19 tenths

h 60.3 = 60 ones 13 tenths ✗