

Name: _____

ODOMETER


Set up the Odometer before starting the lesson:
Set the Speed to *Medium* or *Slow* and the Skip value to 1.



Click on the place that is changing, up or down.



This is easy. Just count on to the next number.



A. Write the number that comes after:

1) 5 , _____ 6) 9 , _____

2) 3 , _____ 7) 2 , _____

3) 7

4) 6

5) 1

B. Write the number that comes before:

1) _____ , 4 6) _____ , 9

2) _____ , 8 7) _____ , 7

3) _____ , 10 8) _____ , 5

_____ , 6

_____ , 10



This is a

PREVIEW

Subscribe today for a whole year's access to ALL our worksheets and videos!

Already a subscriber? Log in to download the full version of this worksheet.



before and

C. Count

1) 1

2) 2 , 3 , 4 , _____ , _____

3) 9 , 8 , 7 , _____ , _____

4) 10 , 9 , 8 , _____ , _____

5) 4 , 5 , 6 , _____ , _____

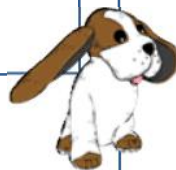
1) _____ , _____ , _____

2) _____ , 7 , _____

3) _____ , 4 , _____

4) _____ , 8 , _____

5) _____ , 6 , _____



Name: _____

ODOMETER



This is easy. Just count on to the next number.

Set up the Odometer before starting the lesson:
Set the Speed to *Medium* or *Slow* and the Skip value to 1.



Click on the place that is changing, up or down.



B. Write the number that comes before:

1) _____, 5 6) _____, 4

2) _____, 7 7) _____, 8

3) _____, 2 8) _____, 9

A. Write the number that comes after:

1) 1, _____ 6) 3, _____

2) 9, _____ 7) 7, _____

3) 2

4) 8

5) 5

_____ , 6

_____ , 10



This is a

PREVIEW

Subscribe today for a whole year's access to ALL our worksheets and videos!

Already a subscriber? Log in to download the full version of this worksheet.



before and

C. Count

1) 10

2) 0, 1, 2, _____, _____

3) 1, 2, 3, _____, _____

4) 3, 4, 5, _____, _____

5) 8, 7, 6, _____, _____


1) _____, _____, _____

2) _____, 2, _____

3) _____, 6, _____

4) _____, 1, _____

5) _____, 8, _____



Name: _____

Set up the Odometer before starting the lesson:
Set the Speed to *Medium* or *Slow* and the Skip value to 1.



Click on the place that is changing, up or down.



This is easy. Just count on to the next number.

ODOMETER



B. Write the number that comes before:

- 1) _____, 7 6) _____, 3
 2) _____, 9 7) _____, 5
 3) _____, 4 8) _____, 6

A. Write the number that comes after:

- 1) 6, _____ 6) 2, _____
 2) 2, _____ 7) 1, _____
 3) 8, _____
 4) 7, _____
 5) 0, _____

PROFESSOR PETE'S
CLASSROOM

This is a

PREVIEW

Subscribe today for a whole year's access to ALL our worksheets and videos!

Already a subscriber? Log in to download the full version of this worksheet.



_____, 10

_____, 8

before and

C. Count

- 1) 3
 2) 10, 9, 8, _____, _____
 3) 9, 8, 7, _____, _____
 4) 4, 5, 6, _____, _____
 5) 6, 7, 8, _____, _____

- 1) _____, _____, _____
 2) _____, 2, _____
 3) _____, 5, _____
 4) _____, 6, _____
 5) _____, 8, _____

