

Cut and sort the numbers into odd and even.

Paste the **even** numbers.

Paste the **odd** numbers here.



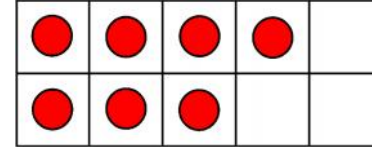
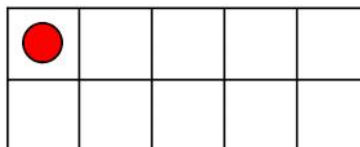
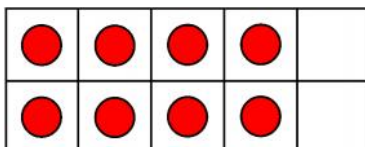
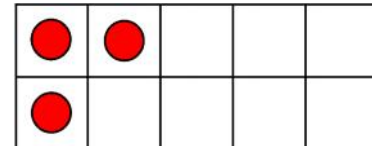
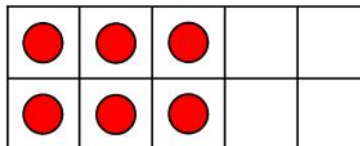
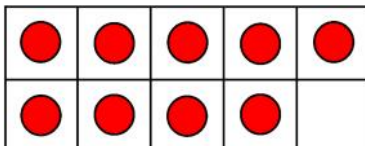
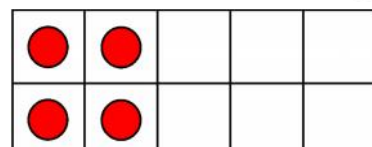
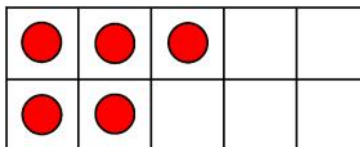
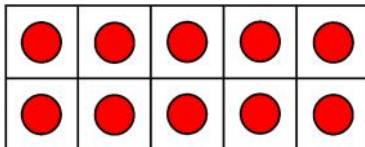
This is a

PREVIEW

Subscribe today for a whole
year's access to ALL our
worksheets and videos!



Already a subscriber? Log in to download the full version of this worksheet.

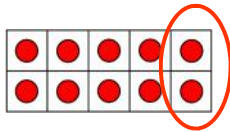




Write whether the number is **odd** or **even**.

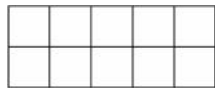
Fill in the dots or numbers to help you.

Circle the last dot/s, are they a pair or on its own.

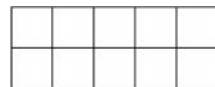

 10


 3

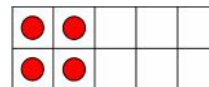
Circle the last dots. Write whether the number is **odd** or **even**.



1



10





This is a

PREVIEW

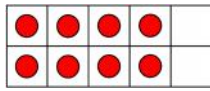
Subscribe today for a whole year's access to ALL our worksheets and videos!



Already a subscriber? Log in to download the full version of this worksheet.

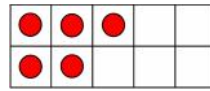


Write whether the number is **odd** or **even**.
Fill in the dots or numbers to help you.



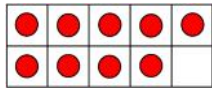
8

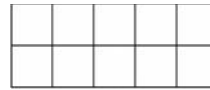
even



5

odd





2



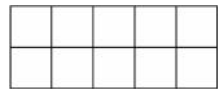
This is a

PREVIEW

Subscribe today for a whole
year's access to ALL our
worksheets and videos!

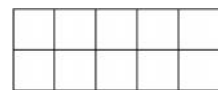


Already a subscriber? Log in to download the full version of this worksheet.



5





8

