

Name: _____

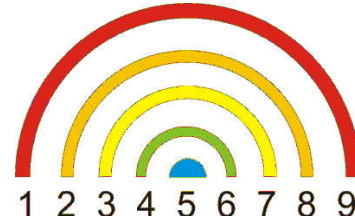
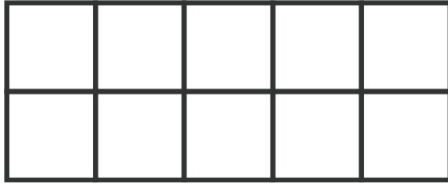
Rainbows: 4 [A]



- 1 2 3 **Rnbw** 0&10 Dble/Hlv Dble+1 9 8 All

Rainbow facts

Taking away from 10 involves knowing the addition Rainbow Facts. Familiarity with numbers to 10 shown on a ten frame will make these questions easy to students.



Use a ten frame. Do not use your fingers.

Addition rainbow facts

- 1) $6 + 4 = \underline{\quad}$
- 2) $4 + 6 = \underline{\quad}$
- 3) $0 + 1 = \underline{\quad}$
- 4) $7 + 3 = \underline{\quad}$
- 5) $5 + 5 = \underline{\quad}$
- 6) $8 + 2 = \underline{\quad}$
- 7) $1 + 9 = \underline{\quad}$

Revision

- 21) $\underline{\quad} + 3 = 5$
- 22) $\underline{\quad} + 3 = 10$

This is a

PREVIEW

Subscribe today for a whole year's access to ALL our worksheets and videos!

Already a subscriber? Log in to download the full version of this worksheet.

Subtraction

- 11) $10 - \underline{\quad} = \underline{\quad}$
- 12) $10 - \underline{\quad} = \underline{\quad}$
- 13) $10 - \underline{\quad} = \underline{\quad}$
- 14) $10 - \underline{\quad} = \underline{\quad}$
- 15) $10 - 2 = \underline{\quad}$
- 20) $10 - 1 = \underline{\quad}$
- 30) $1 + \underline{\quad} = 10$



Revision

- 31) $7 - 2 = \underline{\quad}$
- 32) $10 - 1 = \underline{\quad}$
- 33) $3 - 2 = \underline{\quad}$
- 34) $4 - 2 = \underline{\quad}$
- 35) $3 + 5 = \underline{\quad}$
- 36) $2 + 0 = \underline{\quad}$
- 37) $3 + 6 = \underline{\quad}$
- 38) $3 + 0 = \underline{\quad}$

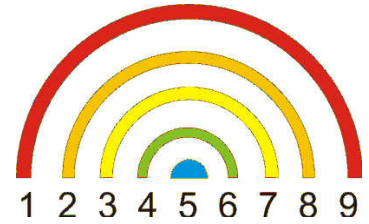
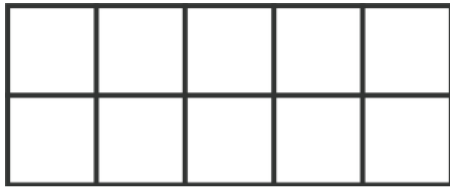
This worksheet is part of the Professor Pete's Classroom eBook "Let's Go! Subtraction Worksheets".

Name: _____

Rainbows: 4 [B]



- 1 2 3 **Rnbw** 0&10 Dble/Hlv Dble+1 9 8 All



Use a ten frame. Do not use your fingers.

Addition rainbow facts

- 1) $7 + 3 =$ _____
- 2) $6 + 4 =$ _____
- 3) $0 + 10 =$ _____
- 4) $9 + 1 =$ _____
- 5) $2 + 8 =$ _____
- 6) $4 + 6 =$ _____
- 7) $3 + 7 =$ _____
- 8) $5 + 5 =$ _____

Revision

- 21) _____ + 4 = 7
- 22) _____ + 2 = 10
- 23) _____ + 4 = 10

This is a


PREVIEW

Subscribe today for a whole year's access to ALL our worksheets and videos!

Already a subscriber? Log in to download the full version of this worksheet.

Subtraction

- 11) $10 -$ _____
- 12) $10 -$ _____
- 13) $10 -$ _____
- 14) $10 -$ _____
- 15) $10 -$ _____



Revision

- 31) $8 - 6 =$ _____
- 32) $10 - 5 =$ _____
- 33) $7 - 5 =$ _____
- 34) $9 - 7 =$ _____
- 35) $8 - 2 =$ _____

- 36) $2 + 10 =$ _____
- 37) $3 + 10 =$ _____
- 38) $3 + 5 =$ _____
- 39) $2 + 5 =$ _____
- 40) $3 + 9 =$ _____

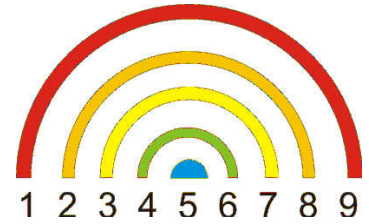
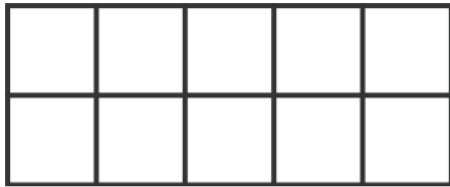
This worksheet is part of the Professor Pete's Classroom eBook "Let's Go! Subtraction Worksheets".

Name: _____

Rainbows: 4 [C]



- 1 2 3 **Rnbw** 0&10 Dble/Hlv Dble+1 9 8 All



Use a ten frame. Do not use your fingers.

Addition rainbow facts

- 1) $6 + 4 =$ _____
- 2) $2 + 8 =$ _____
- 3) $1 + 9 =$ _____
- 4) $7 + 3 =$ _____
- 5) $8 + 2 =$ _____
- 6) $5 + 5 =$ _____
- 7) $3 + 7 =$ _____
- 8) $0 + 10 =$ _____

Revision

- 21) _____ + 4 = 7
- 22) _____ + 9 = 12
- 23) _____ + 2 = 10



This is a

PREVIEW


Subscribe today for a whole year's access to ALL our worksheets and videos!



Already a subscriber? Log in to download the full version of this worksheet.

Subtraction

- 11) $10 -$ _____
- 12) $10 -$ _____
- 13) $10 -$ _____
- 14) $10 -$ _____
- 15) $10 -$ _____



Revision

- 31) $10 - 5 =$ _____
- 32) $8 - 6 =$ _____
- 33) $7 - 5 =$ _____
- 34) $9 - 7 =$ _____
- 35) $8 - 2 =$ _____

- 36) $3 + 10 =$ _____
- 37) $5 + 5 =$ _____
- 38) $2 + 10 =$ _____
- 39) $3 + 9 =$ _____
- 40) $3 + 5 =$ _____

This worksheet is part of the Professor Pete's Classroom eBook "Let's Go! Subtraction Worksheets".