


Ten Frame Flash Cards


Addition number facts to 10
(Pairs layout-red and aqua dots)



 PROFESSOR PETE'S
CLASSROOM

This is a
PREVIEW

Subscribe today for a whole
year's access to ALL our
worksheets and videos!





Already a subscriber? Log in to download the full version of this worksheet.

Single ten frame addition (and subtraction) flash cards for laminating:

Print and cut in half, then laminate. These cards help students to recognize and become familiar with addition facts to 10. "Flash" each card for a few seconds, until all students can give the addition or subtraction number fact related to the card. E.g. " $4 + 2 = 6$ " or " $6 - 4 = 2$ " or "There were 4 bugs and 2 more arrived. There are 6 bugs now."

- At the start some students may need to count the dots. Encourage them to recognize each number without counting (subitize).
- Practice recognizing the numbers and their related facts for a few minutes each day.
- Extend stories to include turnaround facts, and their related subtraction facts.

PROFESSOR PETE'S CLASSROOM

This is a

PREVIEW




Subscribe today for a whole year's access to ALL our worksheets and videos!







ofpete.com

PROF CLA

Already a subscriber? Log in to download the full version of this worksheet.

 PROFESSOR PETE'S
CLASSROOM

This is a

PREVIEW

Subscribe today for a whole year's access to ALL our worksheets and videos!



www.profpete.com

Already a subscriber? Log in to download the full version of this worksheet.

