

Sorting Unifix Cubes* to 10

Group Activity

Have students work in pairs to sort and join Unifix into sticks then put the sticks into order, from smallest to largest.

1. Spread Unifix cubes on the floor or students' desks

Sprinkle the cubes in clusters around the room.



2. Have students...

Or can be...

3. As...

Each stick...
rather than...

4. Have...

This activity...

• order...

- counting in twos starting with 2 (4, 6, 8, 10)
or starting with 1 (3, 5, 7, 9)

5. Have students count and point as you go

Check students are pointing to correct sticks as you count.

6. Jumble the sticks and have students resort them in order

This can be used for assessment and for small group work with a parent or aide.



This is a


PREVIEW

Subscribe today for a whole year's access to ALL our worksheets and videos!

Already a subscriber? Log in to download the full version of this worksheet.



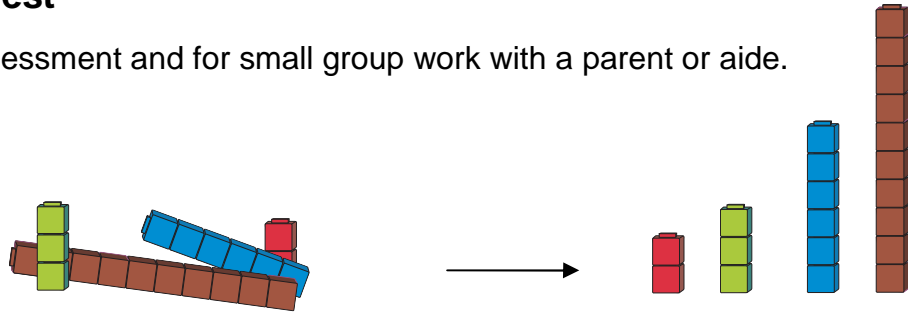
oup



Sorting Unifix Cubes to 10 Continued

7. Take out some sticks and have students place them in order from smallest to largest

This can be used for assessment and for small group work with a parent or aide.



8. So
un

Use with
three diff

This is a
PREVIEW

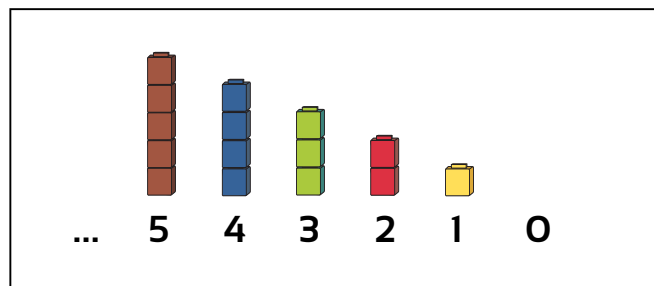
Subscribe today for a whole
year's access to ALL our
worksheets and videos!



Already a subscriber? Log in to download the full version of this worksheet.

9. At

Initially start from 10 going down to 1 then zero (nothing) or 0





Teacher Instructions: Have the students place sticks of Unifix above the numbers on this page.

0
1
2
3
4
5
6
7
8
9
10

PROFESSOR PETE'S
CLASSROOM

This is a
PREVIEW

Subscribe today for a whole
year's access to ALL our
worksheets and videos!



Already a subscriber? Log in to download the full version of this worksheet.