


Regrouping Tenths into Hundredths

HUNDREDTHS 14

1 Regroup each tenth into hundredths as you go down the page.

a $5.36 = \underline{5}$ ones $\underline{3}$ tenths $\underline{6}$ hundredths
 $= \underline{\quad}$ ones $\underline{2}$ tenths $\underline{\quad}$ hundredths
 $= \underline{5}$ ones $\underline{\quad}$ tenth $\underline{26}$ hundredths
 $= \underline{\quad}$ ones $\underline{\quad}$ tenths $\underline{\quad}$ hundredths



b $8.19 = \underline{8}$ ones $\underline{1}$ tenth $\underline{\quad}$ hundredths
 $= \underline{\quad}$ ones $\underline{\quad}$ tenths $\underline{\quad}$ hundredths

2 Now rewrite these numbers, but this time regroup the ones into tenths.

a $7.23 = \underline{7}$ ones $\underline{2}$ tenths $\underline{\quad}$ hundredths

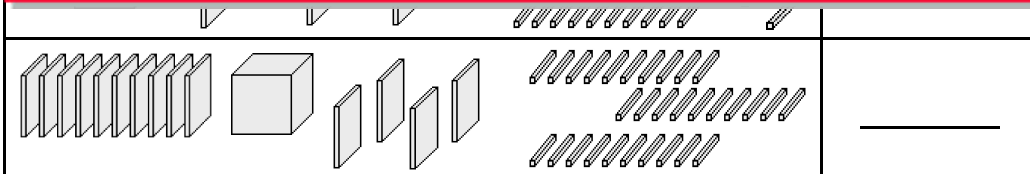
3



This is a
PREVIEW
 Subscribe today for a whole
 year's access to ALL our
 worksheets and videos!




Already a subscriber? Log in to download the full version of this worksheet.



4 Put a tick or cross beside each number sentence to show if it is right or wrong.


a $3.74 = 3$ ones 4 tenths 24 hundredths
 b $4.72 = 4$ ones 5 tenths 22 hundredths
 c $2.14 = 2$ ones 10 tenths 4 hundredths

d $7.21 = 5$ ones 15 tenths 71 hundredths
 e $4.03 = 3$ ones 8 tenths 23 hundredths



Regrouping Hundredths

HUNDRETHS 15



1 Complete this table. If there are more than 9 hundredths they can be regrouped to make extra tenths. The first one has been done for you.

ones	tenths	hundredths	=	ones	tenths	hundredths	=	Total
5	8	16	=	5	9	6	=	5.96
8	3	22	=				=	
0	5	39	=				=	
3	0	24	=				=	

2 Complete this table. You will need to regroup the tenths this time.

ones	tenths	hundredths	=	ones	tenths	hundredths	=	Total
			=				=	4
0	29	23	=				=	

This is a
PREVIEW

Subscribe today for a whole year's access to ALL our worksheets and videos!

Already a subscriber? Log in to download the full version of this worksheet.



Which column did you have to start with? _____


4 Complete these.

- a 2 tenths and 13 hundredths = _____
- b 5 tenths and 24 hundredths = _____
- c 23 tenths and 22 hundredths = _____
- d 13 tenths and 37 hundredths = _____
- e 42 tenths and 89 hundredths = _____
- f 38 tenths and 51 hundredths = _____
- g 67 tenths and 160 hundredths = _____

5 Put a cross by each line **NOT** show:

- 2.95
- 29 tenths 50 hundredths
- 28 tenths 15 hundredths
- 1 one 17 tenths 25 hundredths

- 8.02
- 7 ones 10 tenths 12 hundredths
- 8 tenths 2 hundredths
- 5 ones 28 tenths 22 hundredths




ANSWERS

Name:

Regrouping Tenths into Hundredths

HUNDREDTHS 14

1 Regroup each tenth into hundredths as you go down the page.



a 5.36 = 5 ones 3 tenths 6 hundredths
 = 5 ones 2 tenths 16 hundredths
 = 5 ones 1 tenth 26 hundredths
 = 5 ones 0 tenths 36 hundredths

b 8.19 = 8 ones 1 tenth 9 hundredths
 = 8 ones 0 tenths 19 hundredths

2 Now rewrite these numbers, but this time regroup the ones into tenths.

a 7.23 = 7 ones 2 tenths 3 hundredths



This is a

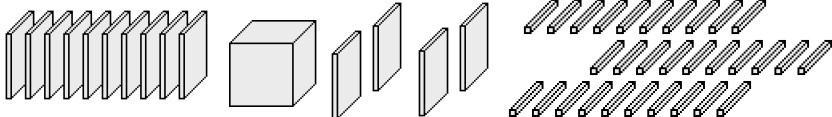
PREVIEW

Subscribe today for a whole year's access to ALL our worksheets and videos!



Already a subscriber? Log in to download the full version of this worksheet.

3 Write

	<u>2.7</u>
--	------------

4 Mark each number sentence that is wrong.

a 3.74 = 3 ones 4 tenths 24 hundredths **X**

b 4.72 = 4 ones 5 tenths 22 hundredths

c 2.14 = 2 ones 10 tenths 4 hundredths **X**

d 7.21 = 5 ones 15 tenths 71 hundredths

e 4.03 = 3 ones 8 tenths 23 hundredths

