

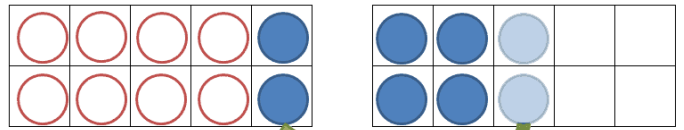
Name: _____

Addition - Number Fact Families J

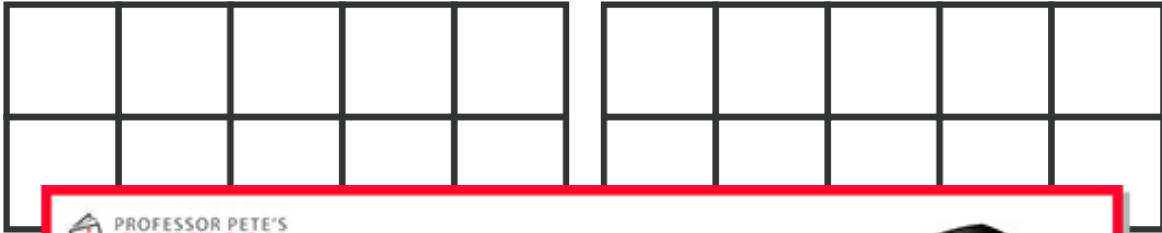


Strategy: +8 Near 10

Plus 8 number facts are taught using a NEAR TEN strategy: encourage students to think of adding ten, and then subtracting two. The plus 8 strategy is easily illustrated using two ten frames and counters. Place 8 counters on the left-hand ten frame, the other number in the right-hand ten frame. The student should easily see that moving two counters from the right to the left makes the sum a simple "ten plus ones" question.



$$10 + 6 = 16$$
$$8 + 6 = 16 - 2 \text{ or } 14$$



+8 near ten

- 1) $6 + 10 =$ _____
- 2) $6 + 8 =$ _____
- 3) $8 + 10 =$ _____
- 4) $8 + 8 =$ _____



This is a

PREVIEW

Subscribe today for a whole year's access to ALL our worksheets and videos!



Already a subscriber? Log in to download the full version of this worksheet.

Related Su

13) $8 + 6 =$ _____

15) _____ - _____ = _____ 16) _____ - _____ = _____

27) _____ - _____ = _____ 28) _____ - _____ = _____

17) $8 + 5 =$ _____ 18) $5 + 8 =$ _____

19) _____ - _____ = _____ 20) _____ - _____ = _____

29) _____ + _____ = _____ 30) _____ + _____ = _____

31) $12 - 8 =$ _____ 32) $12 - 4 =$ _____

21) _____ + _____ = _____ 22) _____ + _____ = _____

23) $17 - 8 =$ _____ 24) $17 - 9 =$ _____

33) _____ + _____ = _____ 34) _____ + _____ = _____

35) $11 - 8 =$ _____ 36) $11 - 3 =$ _____

These worksheets are part of the Professor Pete's Gadgets: Number Facts eBook.

ANSWERS

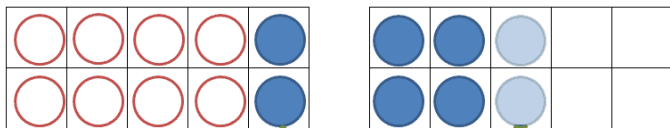
Name: _____

Addition - Number Fact Families J



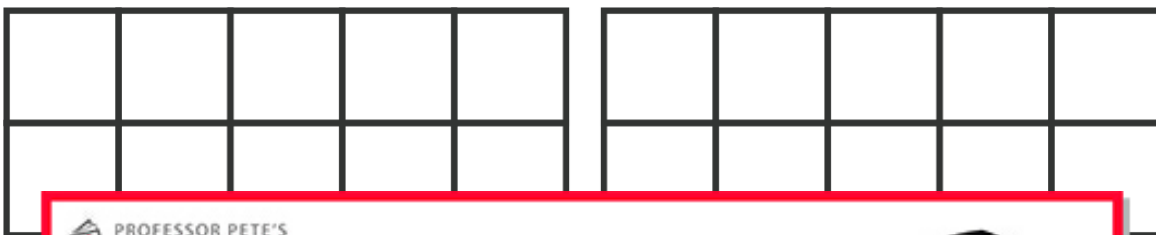
Strategy: +8 Near 10

Plus 8 number facts are taught using a NEAR TEN strategy: encourage students to think of adding ten, and then subtracting two. The plus 8 strategy is easily illustrated using two ten frames and counters. Place 8 counters on the left-hand ten frame, the other number in the right-hand ten frame. The student should easily see that moving two counters from the right to the left makes the sum a simple "ten plus ones" question.



$$10 + 6 = 16$$

$$8 + 6 = 16 - 2 \text{ or } 14$$



+8 near ten

- 1) $6 + 10$
- 2) $6 + 8$
- 3) $8 + 10$
- 4) $8 + 8$



This is a

PREVIEW

Subscribe today for a whole year's access to ALL our worksheets and videos!



Already a subscriber? Log in to download the full version of this worksheet.

Related Su

13) $8 + 6$ = 15

15) $14 - 8 = 6$ 16) $14 - 6 = 8$

27) $15 - 8 = 7$ 28) $15 - 7 = 8$

17) $8 + 5 = 13$ 18) $5 + 8 = 13$

29) $8 + 4 = 12$ 30) $4 + 8 = 12$

19) $13 - 8 = 5$ 20) $13 - 5 = 8$

31) $12 - 8 = 4$ 32) $12 - 4 = 8$

21) $8 + 9 = 17$ 22) $9 + 8 = 17$

33) $8 + 3 = 11$ 34) $3 + 8 = 11$

23) $17 - 8 = 9$ 24) $17 - 9 = 8$

35) $11 - 8 = 3$ 36) $11 - 3 = 8$

These worksheets are part of the Professor Pete's Gadgets: Number Facts eBook.