

# Ten Frame Flash Cards

Introduction to multiplication



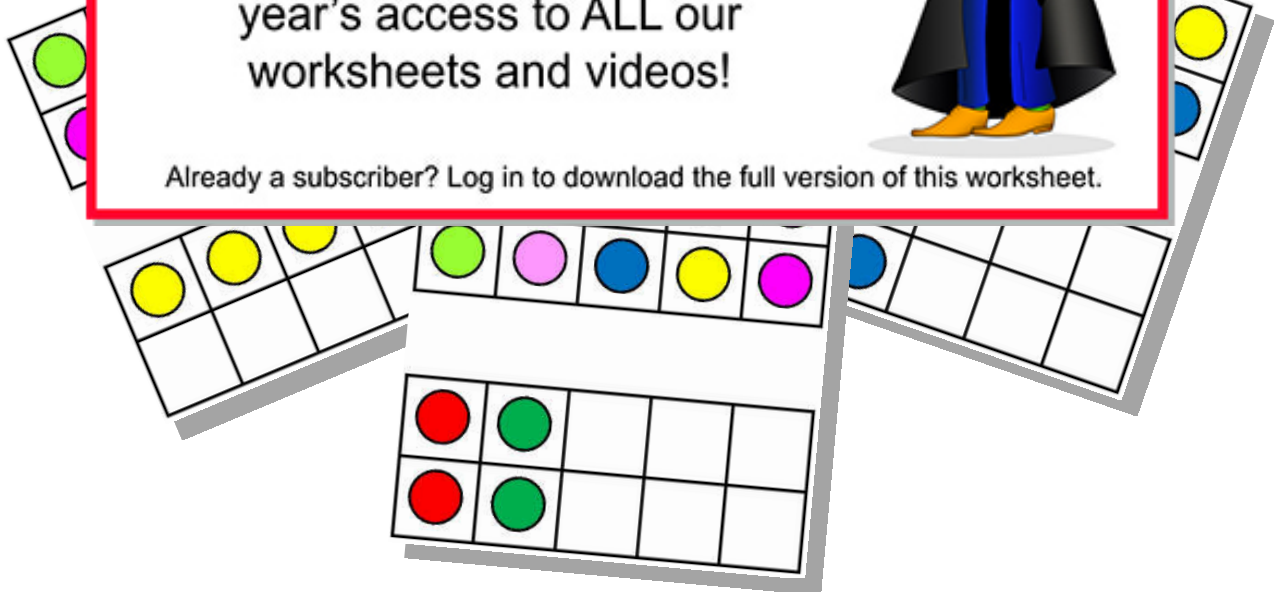
This is a

**PREVIEW**

Subscribe today for a whole  
year's access to ALL our  
worksheets and videos!



Already a subscriber? Log in to download the full version of this worksheet.



## Multiplication Facts

**NOTE: Rotate the flash cards and use in the vertical orientation.**

These double ten frames are designed for exploring multiplication facts between 11 and 20.

## Preparing and using the flash cards

Print each page (in color if possible) and cut it in half. Each half will be presented with the long edges horizontal, to make an individual flash card.

Shuffle the flash cards and show them quickly one by one to children on a regular basis, until each child can say the number sentences shown without counting.

Why

The

For e

PROFESSOR PETE'S  
CLASSROOM

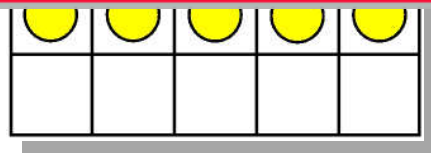
This is a

**PREVIEW**

Subscribe today for a whole  
year's access to ALL our  
worksheets and videos!

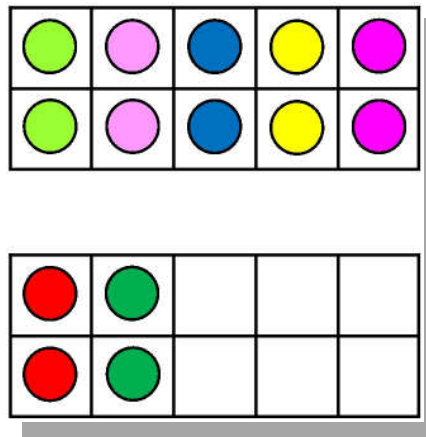


Already a subscriber? Log in to download the full version of this worksheet.



$$3 \times 5 = 15$$

This flash card shows 7 columns of 2 or  $7 \times 2 = 14$ :



It is  
facts  
Divis  
multi  
scre

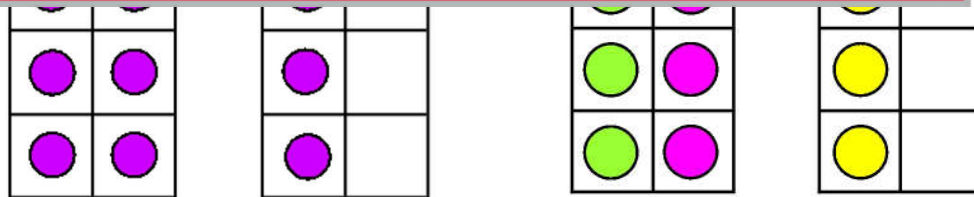
This is a

## PREVIEW

Subscribe today for a whole  
year's access to ALL our  
worksheets and videos!

Already a subscriber? Log in to download the full version of this worksheet.

umber  
and  
the



Ask students how many sets of 5 can they see?  $15 \div 5 = 3$ .