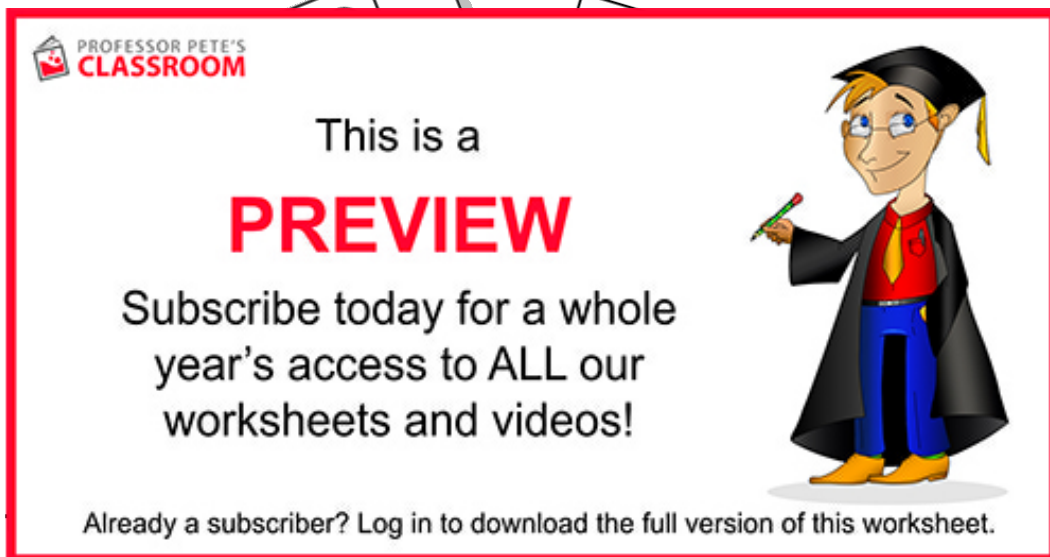


Ten Frame Flash Cards


Addition number facts to 10
(Row layout-purple and aqua dots)



PROFESSOR PETE'S
CLASSROOM

This is a
PREVIEW



Subscribe today for a whole
year's access to ALL our
worksheets and videos!



Single **ng:**
Already a subscriber? Log in to download the full version of this worksheet.

Print and cut in half, then laminate. These cards help students to recognize and become familiar with addition facts to 10. "Flash" each card for a few seconds, until all students can give the addition or subtraction number fact related to the card. E.g. " $4 + 2 = 6$ " or " $6 - 4 = 2$ " or "There were 4 bugs and 2 more arrived. There are 6 bugs now."

- At the start some students may need to count the dots. Encourage them to recognize each number without counting (subitize).
- Practice recognizing the numbers and their related facts for a few minutes each day.
- Extend stories to include turnaround facts, and their related subtraction facts.

PROFESSOR PETE'S
CLASSROOM

This is a

PREVIEW




Subscribe today for a whole year's access to ALL our worksheets and videos!







ofpete.com

PROF
CLA

Already a subscriber? Log in to download the full version of this worksheet.

PROFESSOR PETE'S CLASSROOM

This is a

PREVIEW

Subscribe today for a whole year's access to ALL our worksheets and videos!



ofpete.com

PROF CL

Already a subscriber? Log in to download the full version of this worksheet.

