


Comparing Numbers

THOUSANDTHS 10

1 Circle the smaller number in each pair.

- a 5.792 5.972 b 3.4 3.399
 c 9.899 8.989 d 2.2 2.222
 e 1.719 1.72 f 0.3 0.33



2 Arrange these numbers in order from largest to smallest.

- a 5.261 5.26 5.269 : _____, _____, _____
 b 4.545 4.555 4.445 : _____, _____, _____
 c 0.909 0.99 0.9 : _____, _____, _____
 d 1.393 1.399 1.339 : _____, _____, _____

3

a

b



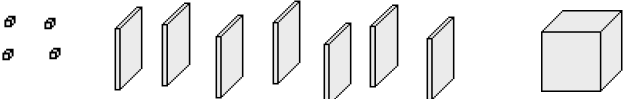
This is a
PREVIEW

Subscribe today for a whole year's access to ALL our worksheets and videos!




Already a subscriber? Log in to download the full version of this worksheet.

c

	1.061
---	-------

4 Put the correct sign (=, < or >) in the box.

- a 0.003 3 hundredths f 0.012 12 thousandths
 b 6.777 6.679 g 1.11 1.111
 c 7.009 7.1 h 4.109 4.11
 d 5.908 598 hundredths i 2.23 2 ones 23 hundredths



Comparing Numbers

THOUSANDTHS 10

1 Circle the smaller number in each pair.

a 5.792 5.972

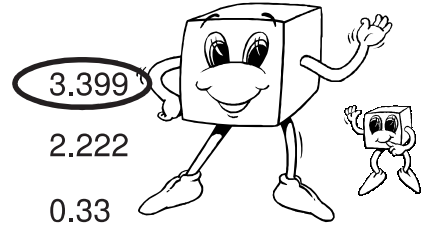
b 3.4 3.399

c 9.899 8.989

d 2.2 2.222

e 1.719 1.72

f 0.3 0.33



2 Arrange these numbers in order from largest to smallest.

a 5.261 5.26 5.269 : 5.269, 5.261, 5.26


b 4.545 4.555 4.445 : 4.555, 4.545, 4.445

c 0.909 0.99 0.9 : 0.99, 0.909, 0.9

d 1.393 1.399 1.339 : 1.399, 1.393, 1.339

e 0.999 1.001 1 : 1.001, 1, 0.999

3 Ma



a



b



This is a

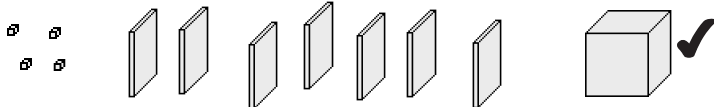
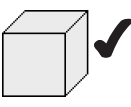
PREVIEW

Subscribe today for a whole year's access to ALL our worksheets and videos!



Already a subscriber? Log in to download the full version of this worksheet.

c

	
	1.061

4 Put the correct sign (=, < or >) in the box.

a 0.003 3 hundredths

f 0.012 12 thousandths

b 6.777 6.679

g 1.11 1.111

c 7.009 7.1

h 4.109 4.11

d 5.908 598 hundredths

i 2.23 2 ones 23 hundredths

