

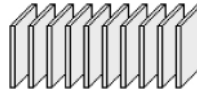


Cutting up Ones

TENTHS 1

1 A one block can be cut into \_\_\_\_\_ tenths.



a Complete this table:

3	_____ tenths
5	_____ tenths
4	_____ tenths
7	_____ tenths

b These are a little harder.

16	_____ tenths
37	_____ tenths
72	_____ tenths

2




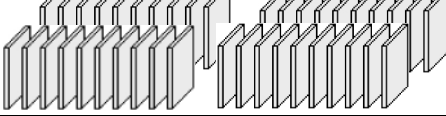
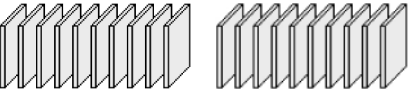
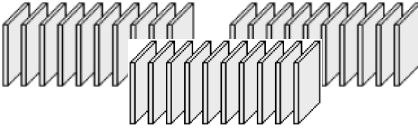
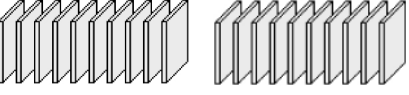
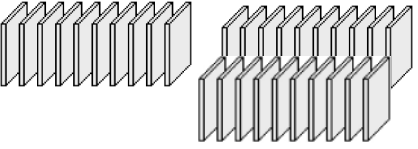
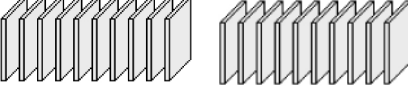
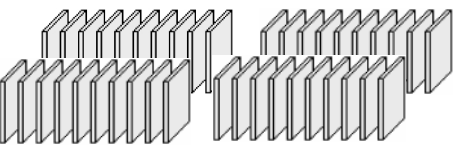
This is a

# PREVIEW

Subscribe today for a whole year's access to ALL our worksheets and videos!




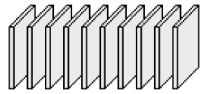

Already a subscriber? Log in to download the full version of this worksheet.

5	 _____ tenths	
2	 _____ tenths	
4	 _____ tenths	
6	 _____ tenths	

**Regrouping Tenths to Ones**

**TENTHS 2**

1 Remember: 10 tenths can be regrouped to make 1 one.



a Complete this table.

40 tenths	<u>4</u>
60 tenths	___
90 tenths	___
70 tenths	___

b These are a little harder.

150 tenths	___
230 tenths	___
380 tenths	___

2

a

b



This is a

# PREVIEW

Subscribe today for a whole year's access to ALL our worksheets and videos!



Already a subscriber? Log in to download the full version of this worksheet.

c

	7
--	---

d

--	--

e

	3
--	---

**Ones and Tenths**

**TENTHS 3**

1 Write the number shown by these blocks. ↓  
(Don't forget to use the decimal point! 3.9 )

	_____
	_____
	_____
	_____

2



This is a

# PREVIEW

Subscribe today for a whole year's access to ALL our worksheets and videos!



Already a subscriber? Log in to download the full version of this worksheet.

		_____
3		_____
1.2		_____

3 Circle the smaller number in each pair.

a 5.6

8.2

b 4.6

4.9

c 3.4

3.3

d 0.4

0.5

e 5

5.1

f 7.0

6.9

g 3.8

8.3

h 2.1

1.2

