**Name:** **Rainbow Facts: 7 [ A ]**

PROFESSOR PETE'S CLASSROOM

| +1 | –1 | +2 | –2 | +3 | –3 | Rnbw | Dble/Hlv | Last | All |
|---|---|---|---|---|---|---|---|---|---|

**Rainbow Facts - "Pairs to Ten" Strategy with a Ten Frame**

"Rainbow facts" are pairs of numbers whose sum is 10. These facts are very important for lots of later mental computation.

Have students place the first number on the ten frame. Have them fill the remaining spaces with counters of a different colour.

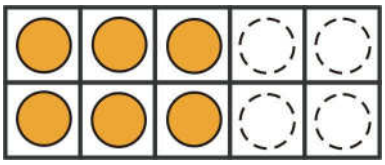

Students can be shown a rainbow graphic to illustrate the fact that the two numbers in each of these pairs equal 10:

PROFESSOR PETE'S CLASSROOM

This is a

PREVIEW

Subscribe today for a whole year's access to ALL our worksheets and videos!

Already a subscriber? Log in to download the full version of this worksheet.

**Use a ten f**

**Addition rai** … **umbers**

1) 2 + 8

2) 5 + 5

3) 3 + 7

4) 4 + 6

5) 1 + 9 = _____

6) 7 + 3 = _____

**Subtraction rainbow facts**

11) 10 – 8 = _____

12) 10 – 4 = _____

13) 10 – 6 = _____

14) 10 – 7 = _____

15) 10 – 2 = _____

16) 10 – 9 = _____

17) 10 – 5 = _____

18) 10 – 3 = _____

19) 10 – 10 = _____

20) 10 – 1 = _____

25) 7 + ____ = 10

26) 2 + ____ = 10

27) 5 + ____ = 10

28) 3 + ____ = 10

29) 4 + ____ = 10

30) 4 + ____ = 10

This worksheet is part of the Professor Pete's Classroom eBook "Let's Go! Addition & Subtraction to 10 Worksheets". The recommended teaching sequence is shown in the bar at the top of this sheet.

Licensed for unlimited copying by original purchaser only.

**Name:** **Rainbow Facts: 7 [ B ]**

PROFESSOR PETE'S CLASSROOM

| +1 | –1 | +2 | –2 | +3 | –3 | Rnbw | Dble/Hlv | Last | All |
|---|---|---|---|---|---|---|---|---|---|



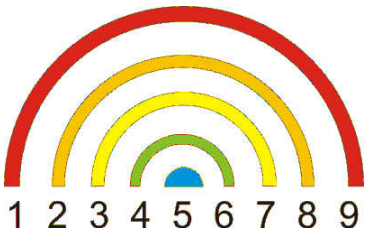


**Use a ten frame. Do not use your fingers.**

## Rainbow addition missing numbers

1) ____ + 9 = 10
2) ____ +
3) ____ +
4) ____ +
5) ____ +
6) + 4 = 10

## Addition rainbow facts

21) 2 + 8 = _____

## Subtraction

11) 10 –
12) 10 –
13) 10 – 8 = _____
14) 10 – 0 = _____
15) 10 – 5 = _____
18) 10 – 2 = _____
19) 10 – 9 = _____
20) 10 – 7 = _____
28) 6 – 3 = _____
29) 4 – 2 = _____
30) 8 – 3 = _____

PROFESSOR PETE'S CLASSROOM

This is a

**PREVIEW**

Subscribe today for a whole year's access to ALL our worksheets and videos!

Already a subscriber? Log in to download the full version of this worksheet.

## Addition revision

31) 6 + 3 = _____
32) 7 + 2 = _____
33) 2 + 2 = _____
34) 6 + 2 = _____
35) 7 + 3 = _____
36) 9 + 1 = _____

This worksheet is part of the Professor Pete's Classroom eBook "Let's Go! Addition & Subtraction to 10 Worksheets". The recommended teaching sequence is shown in the bar at the top of this sheet.

Licensed for unlimited copying by original purchaser only.

**Name:** **Rainbow Facts: 7 [ C ]**

PROFESSOR PETE'S CLASSROOM

| +1 | –1 | +2 | –2 | +3 | –3 | Rnbw | Dble/Hlv | Last | All |
|---|---|---|---|---|---|---|---|---|---|



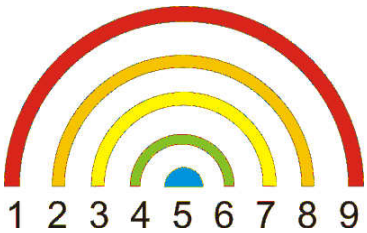


**Use a ten frame. Do not use your fingers.**

## Rainbow addition missing numbers

1) 4 + = 10
2) 4 +
3) 3 +
4) 5 +
5) 4 +
6) 7 + = 10

## Addition rainbow facts

21) 5 + 5 =

PROFESSOR PETE'S CLASSROOM

This is a

PREVIEW

Subscribe today for a whole year's access to ALL our worksheets and videos!

Already a subscriber? Log in to download the full version of this worksheet.

## Subtraction

11) 10 –
12) 10 –
13) 10 – 2 = _____
14) 10 – 4 = _____
15) 10 – 6 = _____
18) 10 – 0 = _____
19) 10 – 7 = _____
20) 10 – 1 = _____

28) 2 – 2 = _____
29) 4 – 3 = _____
30) 6 – 3 = _____

## Addition revision

31) 4 + 3 = _____
32) 6 + 2 = _____
33) 1 + 8 = _____
34) 7 + 2 = _____
35) 4 + 1 = _____
36) 8 + 2 = _____

This worksheet is part of the Professor Pete's Classroom eBook "Let's Go! Addition & Subtraction to 10 Worksheets". The recommended teaching sequence is shown in the bar at the top of this sheet.

Licensed for unlimited copying by original purchaser only.