

Double Ten Frame Flash Cards

Numbers 11-20

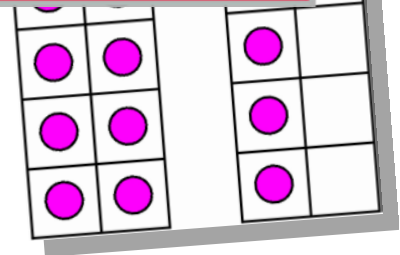
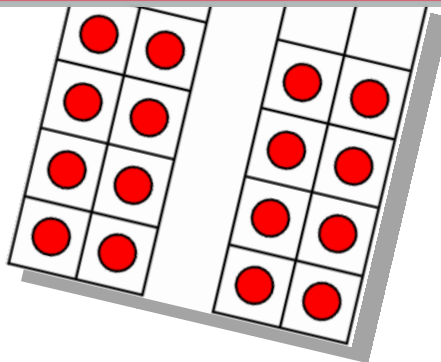
PROFESSOR PETE'S
CLASSROOM

This is a
PREVIEW

Subscribe today for a whole
year's access to ALL our
worksheets and videos!



Already a subscriber? Log in to download the full version of this worksheet.



Teaching Strategies - How to Use Double Flash Cards

Flash Cards are an excellent resource for helping students to learn and instantly recognize the ten frame patterns for numbers 10 to 20.

By flashing the cards daily and asking students to call out the numbers shown or a number fact about the number displayed, students will build instant recall and instant recognition of what is represented on the card.

Teaching suggestions:

- Hold the stack of cards in one hand facing the students, and once used place each card to the back of the stack. Repeat often.

- Ha
- Ha
- Ha
- Ha
- fas
- Ma
- Sp
- Ma
- oth

PROFESSOR PETE'S
CLASSROOM

This is a

PREVIEW


Subscribe today for a whole
year's access to ALL our
worksheets and videos!

Already a subscriber? Log in to download the full version of this worksheet.

A cartoon illustration of a male graduate wearing a black cap and gown, a red shirt, a yellow tie, and blue pants. He is holding a green pen in his right hand.

he

each



Using Double Ten Frames

NOTE: Rotate the flash cards and use them in the vertical orientation.

Double ten frames, for the numbers 11-20, are shown using two grids of 5 x 2 rows, turned so that the long edges are vertical and the filled ten frame is on the left. This arrangement corresponds to the way we write numerical symbols 11 to 19, with the "1" digit in the tens place. Students should already know the numbers to 10 in the different arrangements before using these cards.

Preparing and using the flash cards

Print each page (in color if possible) and cut it in half. Each half will be used as an individual flash card.

Shuf
regu
coun
Alte
Ten
by ro
(pur
Teac
stude
using



This is a

PREVIEW

Subscribe today for a whole
year's access to ALL our
worksheets and videos!

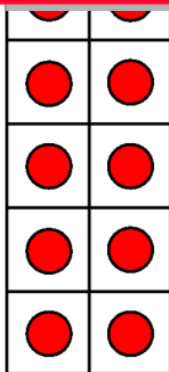


Already a subscriber? Log in to download the full version of this worksheet.

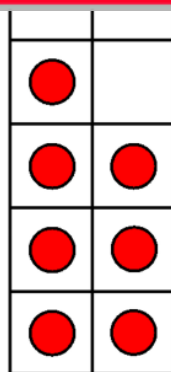
on a
hout

) , or
lumn

to the
er so




1 ten

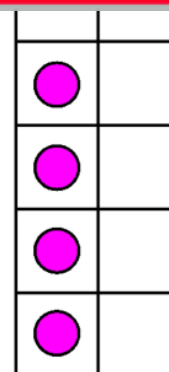


7 ones

1	7
---	---



1 ten



4 ones

1	4
---	---