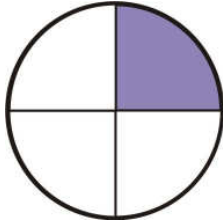


Name \_\_\_\_\_

FRACTIONS CONVERTER

Write or draw the missing fraction and place it on the number line:

1)







2)



This is a

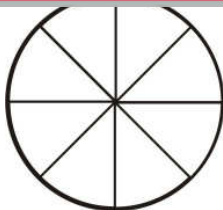
**PREVIEW**

Subscribe today for a whole year's access to ALL our worksheets and videos!



Already a subscriber? Log in to download the full version of this worksheet.


3)




one eighth



5)





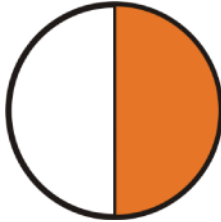


Name \_\_\_\_\_

FRACTIONS CONVERTER

Complete the missing representations for each fraction and place it on the number line:

1)







2)



This is a

# PREVIEW




Subscribe today for a whole year's access to ALL our worksheets and videos!

Already a subscriber? Log in to download the full version of this worksheet.

3)

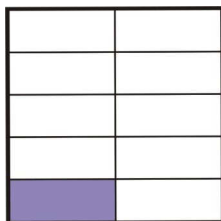
4)







5)





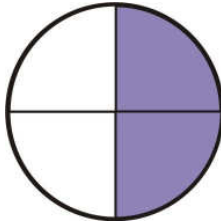


Name \_\_\_\_\_

FRACTIONS CONVERTER

Complete the missing representations for each fraction and place it on the number line:

1)







2)



This is a

# PREVIEW



Subscribe today for a whole year's access to ALL our worksheets and videos!

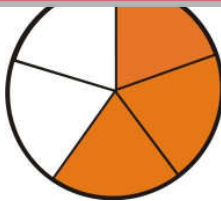
Already a subscriber? Log in to download the full version of this worksheet.

3)

Subscribe today for a whole year's access to ALL our worksheets and videos!

Already a subscriber? Log in to download the full version of this worksheet.

4)







5)

