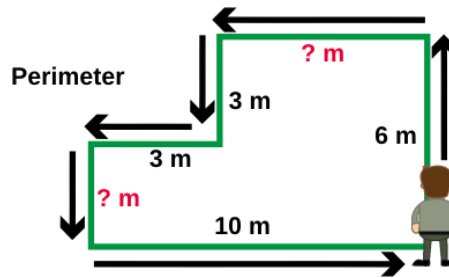
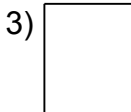
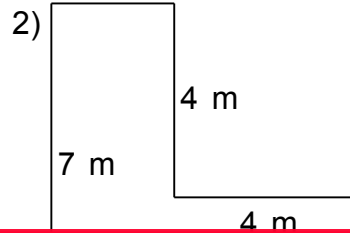
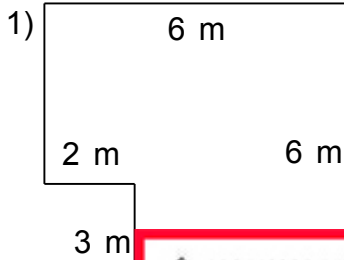


NAME: \_\_\_\_\_



Find the perimeter. Remember to work out any missing side lengths BEFORE you start.

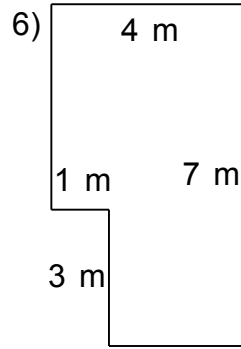
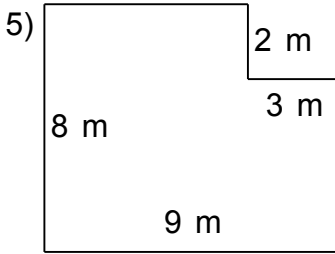


This is a

# PREVIEW

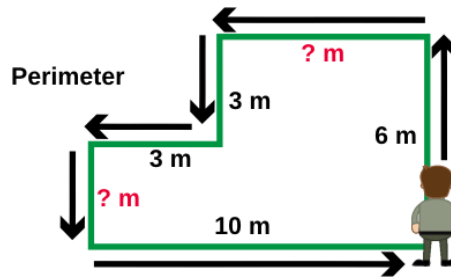
Subscribe today for a whole year's access to ALL our worksheets and videos!

Already a subscriber? Log in to download the full version of this worksheet.

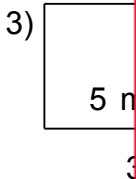
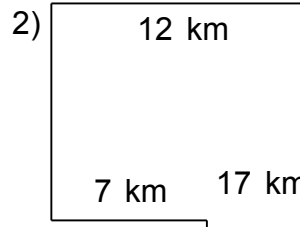
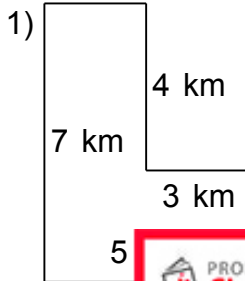


NAME: \_\_\_\_\_

# Perimeter of Irregular Shapes 6 [ B ]



Find the perimeter. Remember to work out any missing side lengths BEFORE you start.

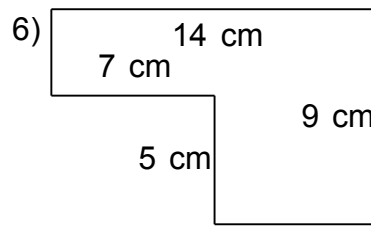
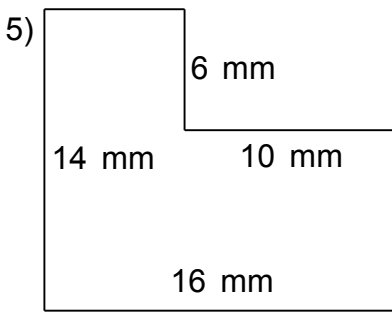


PROFESSOR PETE'S CLASSROOM

This is a **PREVIEW**

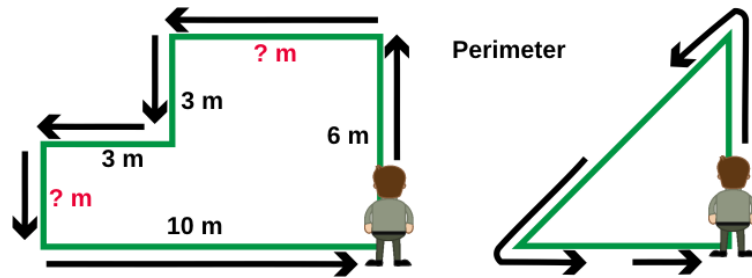
Subscribe today for a whole year's access to ALL our worksheets and videos!

Already a subscriber? Log in to download the full version of this worksheet.

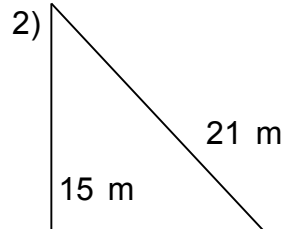
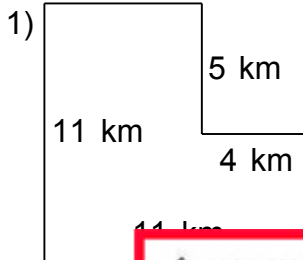


NAME: \_\_\_\_\_

# Perimeter of Irregular Shapes 6 [ C ]



Find the perimeter. Remember to work out any missing side lengths BEFORE you start.



This is a

## PREVIEW

Subscribe today for a whole year's access to ALL our worksheets and videos!

Already a subscriber? Log in to download the full version of this worksheet.

