

Double Ten Frame Flash Cards


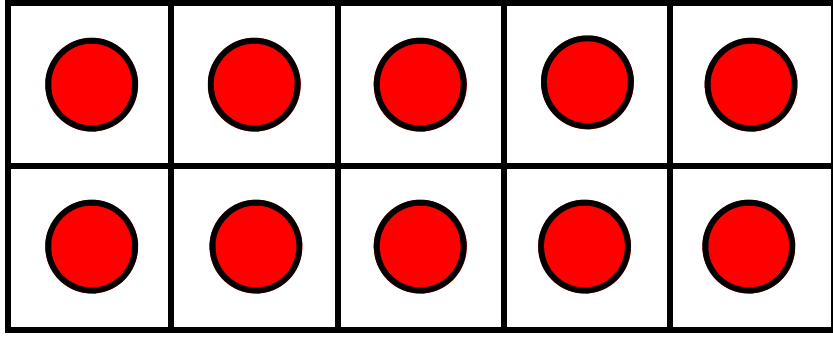
Numbers to 20



Double ten frame flash cards for laminating:

Print and cut in half, then laminate. Rotate the cards so the ten frames are vertical. Run through the cards with the students on a daily basis. “Flash” each card for a few seconds and ask for students to call out the number shown, until all students can instantly recall each number.

- Students who are not familiar with ten frames may need to count the dots at first. Encourage them to recognize each number without counting (subitizing) when they are ready.
- Practice the recognition of the numbers on the cards for a few minutes each day
- Ask students to tell stories about the number



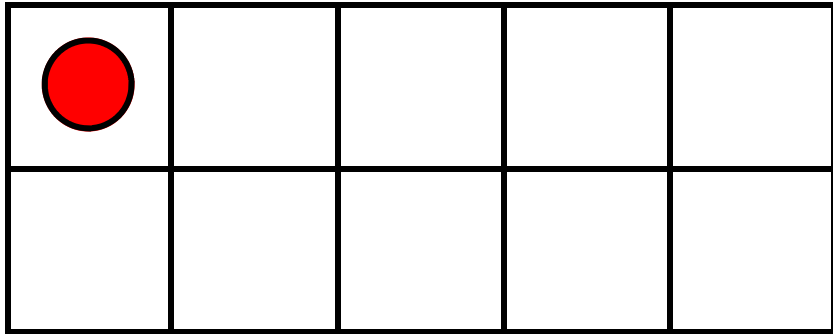
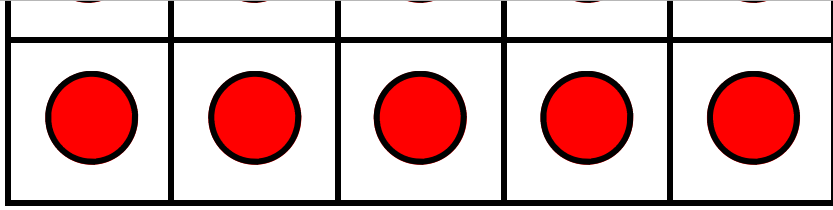
PROFESSOR PETE'S
CLASSROOM


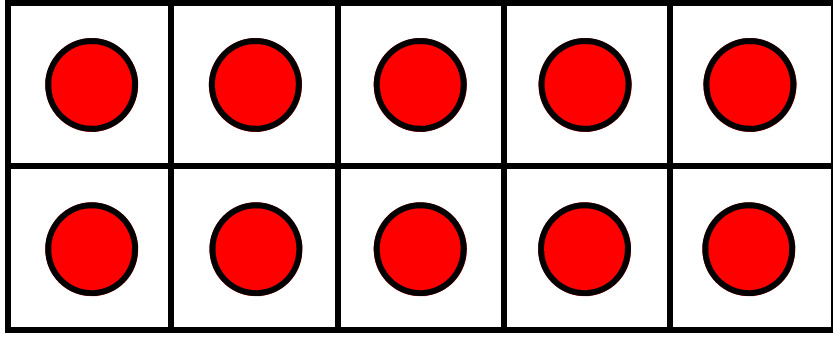
This is a
PREVIEW

Subscribe today for a whole
year's access to ALL our
worksheets and videos!



Already a subscriber? Log in to download the full version of this worksheet.





This is a

PREVIEW

Subscribe today for a whole
year's access to ALL our
worksheets and videos!



Already a subscriber? Log in to download the full version of this worksheet.

