

Name _____

Eighths A

When something is cut into 8 pieces we call each piece an eighth.
All eight pieces must be the same size.

Shade one eighth of this square.



Shade one eighth of this circle.



This is a

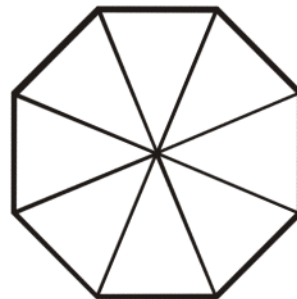
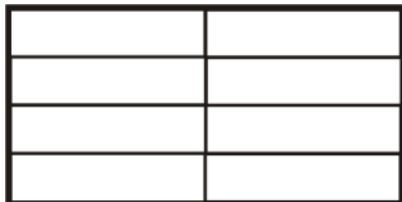
PREVIEW

Subscribe today for a whole
year's access to ALL our
worksheets and videos!



Already a subscriber? Log in to download the full version of this worksheet.

Sha



Name _____

Eighths B

For something to be cut in eighths, it must have exactly 8 pieces and all pieces must be the same size.

This shape is not cut in eighths because there are not exactly 8 pieces.



This shape is not cut in eighths because the pieces are not the same size.



This is a

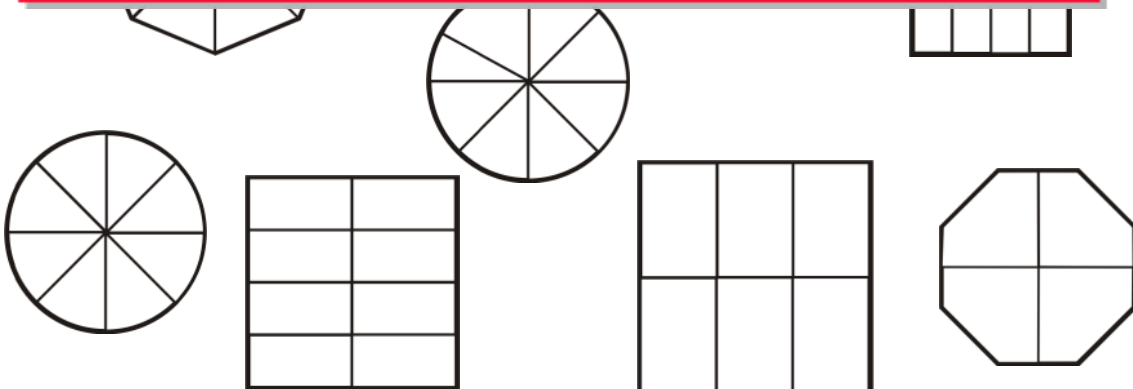
PREVIEW

Subscribe today for a whole year's access to ALL our worksheets and videos!



Already a subscriber? Log in to download the full version of this worksheet.

Cro



Shade one eighth of each shape not crossed out.

Name _____

Eighths C

Remember: For something to be cut in eighths, it must have 8 pieces and all pieces must be the same size.

Loop the shapes that have an eighth shaded.



This is a

PREVIEW

Subscribe today for a whole
year's access to ALL our
worksheets and videos!



Already a subscriber? Log in to download the full version of this worksheet.

Dr
ma

Now draw lines in a different way to cut the same shapes into eighths.

