


Comparing Numbers

HUNDREDTHS 9

1 Circle the smaller number in each pair.

- | | | | | | |
|---|------|------|---|------|------|
| a | 3.68 | 4.51 | b | 4 | 4.01 |
| c | 7.89 | 7.98 | d | 6.09 | 6.1 |
| e | 1.21 | 1.12 | f | 0.3 | 0.03 |



2 Arrange these numbers in order from **largest** to **smallest**.

- | | | | | | | | | |
|---|-------|-------|------|-------|---|-------|---|-------|
| a | 5.65, | 5.56, | 6.55 | _____ | , | _____ | , | _____ |
| b | 8.98, | 8.89, | 8.9 | _____ | , | _____ | , | _____ |
| c | 0.3, | 0.31, | 0.29 | _____ | , | _____ | , | _____ |
| d | 1, | 1.8, | 1.09 | _____ | , | _____ | , | _____ |

3

This is a

PREVIEW

Subscribe today for a whole year's access to ALL our worksheets and videos!

Already a subscriber? Log in to download the full version of this worksheet.


c		3.8
---	--	-----

4 Write the value of the '4' in each of these numbers (ones, tenths or hundredths).

- | | | | | | |
|---|------|-------|---|------|-------|
| a | 5.24 | _____ | b | 7.42 | _____ |
| c | 4.07 | _____ | d | 2.54 | _____ |
| e | 9.4 | _____ | f | 4 | _____ |

5 Put the correct sign (= , < or >) in the box.

- | | | | | | | | |
|---|------|----------------------|----------------|---|------|----------------------|---------------|
| a | 0.05 | <input type="text"/> | 5 hundredths | b | 6.66 | <input type="text"/> | 6.09 |
| c | 2.99 | <input type="text"/> | 299 tenths | d | 4.4 | <input type="text"/> | 44 hundredths |
| e | 3.09 | <input type="text"/> | 309 hundredths | f | 0.11 | <input type="text"/> | 11 hundredths |



ANSWERS

Name:

Comparing Numbers

HUNDREDTHS 9

1 Circle the smaller number in each pair.

a 3.68 4.51


b 4 4.01

c 7.89 7.98

d 6.09 6.1

e 1.21 1.12

f 0.3 0.03



2 Arrange these numbers in order from largest to smallest.

a 5.65, 5.56, 6.55 6.55, 5.65, 5.56

b 8.98, 8.89, 8.9 8.98, 8.9, 8.89

c 0.3, 0.31, 0.29 0.31, 0.3, 0.29

d 1, 1.8, 1.09 1.8, 1.09, 1

3

 This is a **PREVIEW**

Subscribe today for a whole year's access to ALL our worksheets and videos!

Already a subscriber? Log in to download the full version of this worksheet.




4 Write the value of the '4' in each of these numbers (ones, tenths or hundredths).

a 5.24 hundredths

b 7.42 tenths

c 4.07 ones

d 2.54 hundredths

e 9.4 tenths

f 4 ones

5 Put the correct sign (=, < or >) in the box.

a 0.05 5 hundredths

b 6.66 6.09

c 2.99 299 tenths

d 4.4 44 hundredths

e 3.09 309 hundredths

f 0.11 11 hundredths

