

Name _____

Introduction to Fraction Symbols

A common fraction symbol is made up of two numbers written one above the other separated by a line (the vinculum).

$\frac{3}{4}$

3 ← numerator - tells how many parts are shaded

4 ← denominator - tells how many



This is a

PREVIEW

Subscribe today for a whole year's access to ALL our worksheets and videos!

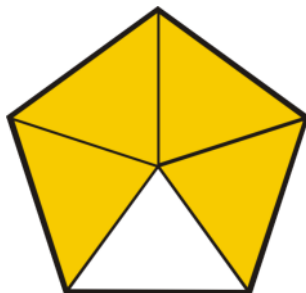


Already a subscriber? Log in to download the full version of this worksheet.

Write
N

equal parts →

	—	
--	---	--



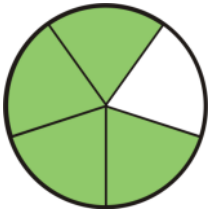
	—	
--	---	--



Name _____

Writing Common Fractions A

Write the fraction:



—



—



This is a

PREVIEW

Subscribe today for a whole
year's access to ALL our
worksheets and videos!



Shad

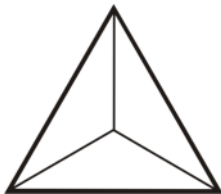
Already a subscriber? Log in to download the full version of this worksheet.

$\frac{4}{6}$

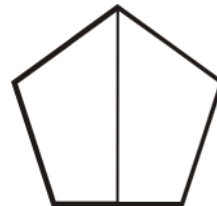


$\frac{7}{8}$

$\frac{2}{3}$




$\frac{1}{2}$



Name _____

Writing Common Fractions B

Write the fraction:



—



—



--



--



This is a

PREVIEW

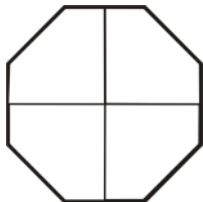
Subscribe today for a whole
year's access to ALL our
worksheets and videos!



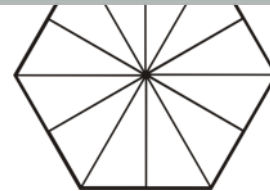
Shad

Already a subscriber? Log in to download the full version of this worksheet.

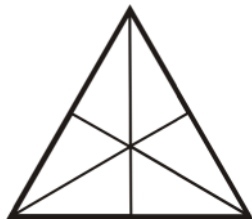
$$\frac{4}{4}$$



$$\frac{8}{12}$$



$$\frac{2}{6}$$



$$\frac{9}{10}$$